

LED LIGHTING COLLECTION 2023

aca Group[®]
LIGHTING APOSTOLIDIS

aca[®] Group

LIGHTING APOSTOLIDIS

LED LIGHTING 2023

Since 1965...



...still developing.

www.acalight.gr

ACA LIGHTING APOSTOLIDIS GROUP

(ΕΛΛΗΝΙΚΑ)

Ο όμιλος εταιρειών ΑΠΟΣΤΟΛΙΔΗΣ "ACA" κατέχει ηγετική θέση στον κλάδο εμπορίας επαγγελματικού-αρχιτεκτονικού φωτισμού και ηλεκτρολογικού υλικού στην Ελλάδα αλλά και στην ευρύτερη περιοχή των Βαλκανίων και ανατολικών χωρών.

Παράλληλα, δραστηριοποιείται στον κλάδο κατασκευής φωτιστικών σωμάτων και εμπορίας εσωτερικού φωτισμού και ενεργειακών λύσεων. Η "ACA" διαθέτει μακροχρόνια παράδοση, εμπειρία και τεχνογνωσία στον κλάδο. Ιδρύθηκε το 2001 ως μετεξέλιξη παλαιότερων εταιριών των ίδιων εταίρων, αρχής γενομένης το 1965 και εδραιώθηκε γρήγορα στην ελληνική αγορά. Εδρεύει στη πόλη των Σερρών σε συνολικές εγκαταστάσεις 8.880 τμ στεγασμένων και μετρά ενεργό πελατολόγιο άνω των 3.000 επιχειρήσεων. Τα τελευταία έτη επέκτεινε τις εγκαταστάσεις της στον Πειραιά με αποθήκες 3.600 τ.μ., στην Βουλγαρία με 1.300 τ.μ. και στην Τσεχία.

Βασικές αρχές του ομίλου από την ίδρυση της πρώτης του εταιρείας αποτελούν η ευελιξία, η συνέπεια και η ανάπτυξη μακροχρόνιων δεσμών με τους πελάτες και τους προμηθευτές της. Η μεγάλη ποικιλία των προϊόντων μας αποδεικνύει την συνεχή αναζήτηση και ανανέωση αυτών για να μπορούμε να καλύπτουμε οποιαδήποτε νέα ανάγκη προκύπτει στην αγορά. Με εστίαση στην υψηλή ποιότητα των προϊόντων και στην άριστη εξυπηρέτηση των πελατών και διαθέτοντας ένα εκτεταμένο, πλήρως οργανωμένο δίκτυο αποθήκευσης και διάθεσης των προϊόντων, η "ACA" προσφέρει στον πιο απαιτητικό πελάτη τις πλέον ολοκληρωμένες λύσεις.

Η τήρηση των νομοθετικών απαιτήσεων και η προστασία του Περιβάλλοντος αποτελούν μέρος της Επιχειρηματικής Στρατηγικής της "ACA". Η εταιρεία συμμετέχει ενεργά στην Φωτοκύκλωση Α.Ε συνεισφέροντας στην Εθνική ανακύκλωση και βοηθώντας στη μείωση της περιβαλλοντολογικής καταστροφής.

Η εταιρεία έχει αναπτύξει και εφαρμόζει :

- Σύστημα Διαχείρισης Ποιότητας σύμφωνα με το Πρότυπο ISO 9001:2015
- Σύστημα Διαχείρισης της Υγείας και Ασφάλειας στην Εργασία σύμφωνα με το Πρότυπο ISO 45001:2018
- Σύστημα Περιβαλλοντικής Διαχείρισης σύμφωνα με το Πρότυπο ISO 14001:2015
- Σύστημα Διαχείρισης Ασφάλειας Πληροφοριών ISO / IEC 27001:2013
- Σύστημα Ενεργειακής Διαχείρισης ISO 50001 : 2018
- Σύστημα Διαχείρισης Οδικής Ασφάλειας σύμφωνα με το Πρότυπο ISO 39001:2012

(ENGLISH)

The group companies APOSTOLIDIS "ACA" is leader in professional - architectural lighting market and electrical equipment in Greece and the wider Balkan and eastern countries. In parallel, active in the lighting fixtures manufacturing and in trading sector of interior lighting and energy solutions. "ACA" has a long tradition, experience and expertise in the industry. Founded in 2001 as an evolution of previous companies of the same partners, starting in 1965 and quickly established itself in the Greek market. Headquartered in the city of Serres in overall facilities 8.880 sqm roofed and counts clientele of more than 3,000 companies. In recent years "ACA" has expanded its facilities in Piraeus with 3.600 sqm warehouses, in Bulgaria with 1.300 sqm and in the Czech Republic.

Fundamentals of the group since the foundation of the first company are flexibility, reliability and the development of long-term relationships with customers and suppliers. "ACA" in cooperation with major manufacturers of luminaires, offers innovative and modern products in the best quality - price. The wide range of our products proves the constant search and refresh to be able to cover any new need arising in the market. Focus on high quality products and excellent customer services and offering an extensive, well organized network storage and disposal of products, "ACA" offers to the most demanding customer the most complete solutions.

Compliance with the legislative requirements and the protection of the environment are part of the Business Strategy of "ACA". "ACA" is actively involved in Fotokiklosi SA contributing to national recycling and helping to reduce environmental destruction.

The company has developed and implemented:

- Quality Management System according to Standard ISO 9001: 2015
- System of Occupational Health and Safety Management according to Standard ISO 45001:2018
- Environmental Management System according to Standard ISO 14001: 2015
- ISMS: Information Security Management System ISO / IEC 27001:2013
- EMS: Energy Management System ISO 50001 : 2018
- Road Safety Management System according to Standard ISO 39001:2012

ACA LIGHTING APOSTOLIDIS GROUP

(CZECH)

Skupina APOSTOLIDIS "ACA" zaujímá vedoucí postavení na trhu profesionálního – architektonického osvětlení a elektro materiálu nejen na území Řecké republiky, ale i v širší oblasti Balkánského poloostrova a východní Evropy.

Současně se zabývá výrobou svítidel a obchodem s interiérovým osvětlením a návrhy energetického řešení.

Společnost "ACA" v daném oboru disponuje dlouhodobou tradicí, zkušenostmi a odbornými znalostmi. Byla založena v roce 2001 jako pokračování dřívějších společností stejných společníků založených v roce 1965, které se rychle etablovaly na řeckém trhu. Své sídlo má ve městě Serres, kde se nachází halový objekt společnosti o celkové rozloze 8.800 m² s klientelou více než 3000 firem. V posledních letech "ACA" rozšířila své pobočky v Pireus o 3.600 m², v Bulharsku o 1.300 m². a v České republice.

Již od založení první společnosti jsou základní filosofií skupiny flexibilita, spolehlivost a rozvoj dlouhodobých vztahů s klienty a dodavateli. Široká škála našich výrobků dokládá naše neustálé úsilí o jejich modernizaci, aby bylo možné pokrýt nové potřeby trhu. Se zaměřením na vysoce kvalitní produkty a na vynikající služby našim zákazníkům, disponující rozsáhlou a dobře zorganizovanou sítí skladových prostor a distribuční sítí, řada "ACA" nabízí i těm nejnáročnějším zákazníkům komplexní řešení.

Dodržování legislativních požadavků a ochrana životního prostředí jsou součástí obchodní strategie společnosti "ACA".

Společnost má aktivní účast ve Fotokyklosi A.E., čímž přispívá k recyklaci na národní úrovni a napomáhá snižování rizika ničení životního prostředí.

Společnost vyvinula a implementovala:

- Systém managementu jakosti podle normy ISO 9001:2015
- Systém řízení hygieny a bezpečnosti práce podle normy ISO 45001:2018
- Systém environmentálního managementu podle normy ISO 14001:2015
- Systém pro zajištění bezpečnosti informací ISO / IEC 27001:2013
- Systém energetického managementu ISO 50001 : 2018
- Systém řízení bezpečnosti silničního provozu podle normy ISO 39001:2012

(BULGARIAN)

Дружествата от Групата Апостолидис "ACA" са лидер в професионалното архитектурно осветление и електрическо оборудване в Гърция и в по-големите балкански и източноевропейски страни. Успоредно с това, фирмата е активна в производството на осветителни тела и в търговията в сектор „Вътрешно осветление и енергийни решения“. "ACA" има дълга традиция, опит и експертиза в индустрията. Основана е през 2001 г. като продължение на предишните фирми на едни и същи партньори, започнали през 1965 г., и се утвърждава бързо на гръцкия пазар. Базирана е в град Серес, на обща площ от 8.880 кв м и има повече от 3000 фирми клиенти. През последните години "ACA" разшири своята база в Пирея с 3.600 кв.м складови помещения, в България с 1.300 кв.м и в Чешката република.

В основата на създадената групата, от началото на първото дружество, са гъвкавост, надеждност и развитие на дългосрочни взаимоотношения с клиенти и доставчици. Широката гама от нашите продукти доказва постоянното търсене и обновяване, за да може да се покрие всяка нова нужда, произтичаща на пазара. С акцент върху висококачествени продукти и отлично обслужване на клиенти, добре организираната мрежа за съхранение и наличност на продуктите, "ACA" предлага на най-взискателните клиенти най-пълните решения.

Спазването на нормативните изисквания и опазването на околната среда са част от бизнес стратегията на "ACA". Компанията участва активно с принос към Националната политика за рециклиране Fotokyklosi SA и помага да се намали замърсяването на околната среда.

Компанията е разработила и прилага:

Спазването на нормативните изисквания и опазването на околната среда са част от бизнес стратегията на "ACA". Компанията участва активно с принос към Националната политика за рециклиране Fotokyklosi SA и помага да се намали замърсяването на околната среда.

Компанията е разработила и прилага:

- Стандарт за управление на качеството в съответствие с ISO 9001: 2015
- Система за управление на здравето и безопасността при работа, съгласно стандарт ISO 45001:2018
- Стандарт за управление на околната среда в съответствие ISO 14001: 2015
- Система за управление на информационната сигурност ISO / IEC 27001:2013
- Система за енергийно управление ISO 50001 : 2018
- Система за управление на безопасността на движението по пътищата ISO 39001:2012

Κωδικός Code		kód Код
Τάση εισόδου Voltage input		Vstupní napětí Входно напрежение
Ισχύς Power		Příkon мощност
Θερμοκρασία χρώματος Color temperature		Teplota barvy Цветна температура
Τύπος LED Chip LED Chip Type		Typ čipu LED Тип чип LED
Φωτεινή ροή Lumen		Světelný tok Сияйност
Δέση φωτισμού Beam angle		Vyzařovací úhel Светлинен лъч
Διαστάσεις Dimensions		Rozměry Размери
Δείκτης χρωματικής απόδοσης CRI / Ra		Index podání barev Цветоподаване
Συσκευασία Packing		Obal Опаковка
Σημείο κοπής Cutting point		Bod řezu Точка на рязане
Τύπος αντάπτορα Adaptor type		Typ adaptéru Тип адаптер
Διάρκεια ζωής Lifetime		Životnost Продължителност на живот
Τεχνικά χαρακτηριστικά Technical features		Technické parametry Технически характеристики
Τιμή netto Netto price		Cena netto Нетна цена
Συνδέεται με Linked to		Připojuje se Свързва се с
Υλικό σώματος Body material		Materiál těla Материал на тялото
Υλικό καλύμματος Cover material		Materiál krytu Материал на капака
Επισήμανση Notification		Upozornění Известие

ALU: Αλουμίνιο / Aluminum / Hliník / Алуминий

PS: Πλαστικό / Plastic / Plástický / Пластик

PC: Πολυκαρβονικό / Polycarbonate / Polykarbonát / Поликарбонат

SLC: Σιλικόνη / Silicone / Silikon / Силикон

PMMA: Θερμοπλαστικό PMMA / PMMA thermoplastic / PMMA termoplast / PMMA термопластични

PTB: Θερμοπλαστικό PTB / PTB thermoplastic / PTB termoplast / PTB термопластични

ABS: Θερμοπλαστικό ABS / ABS thermoplastic / ABS termoplast / ABS термопластични

PSM: Πρισματικό / Prismatic / Hranolový / Призматичен

GLS: Γυαλί / Glass / Sklo / Стъкло

GPM: Γύψινο / Plaster / Sádra / Гипс

MDF: Ξύλο τύπου MDF / MDF type wood / Dřevo typu MDF / MDF тип дърво

PP: Πολυπροπυλένιο / Polypropylene / Polypropylen / Полипропилен


FBR: Ύφασμα / Fabric / Tkanina / Кърпа

Ηλεκτρική προστασία Κλάσης (I) Electrical protection Class (I)		Elektrická ochrana třídy (I) Електрическа защита Клас (I)
Ηλεκτρική προστασία Κλάσης (II) Electrical protection Class (II)		Elektrická ochrana třídy (II) Електрическа защита Клас (II)
Ηλεκτρική προστασία Κλάσης (III) Electrical protection Class (III)		Elektrická ochrana třídy (III) Електрическа защита Клас (III)
Χώρος τροφοδοτικού Driver area		Prostor napájení Място на драйвера
Χώρος μπαταρίας Battery area		Prostor baterie Място на батерията
Λειτουργεί με μπαταρία Battery use		Pracuje s baterií Работи с батерия
Λειτουργία ασφαλείας-εφεδρικού Emergency function		Nouzová funkce Аварийно функция
Εμβέλεια ανίχνευσης κίνησης Motion detection range		Rozsah detekce pohybu Обхват на откриване на движение
Εμβέλεια Range		Rozsah Обхват
Εμβέλεια ανίχνευσης WiFi WiFi detection range		WiFi rozsah detekce WiFi обхват на засичане
Λειτουργία PIR-LUX PIR-LUX function		PIR-LUX funkce PIR-LUX функция
Χρόνος λειτουργίας Function duration		Trvání funkce Време на функциониране
Ντιμαριζόμενο Dimmable		Stmívatelné Димируема
Λειτουργία ημέρας - νύχτας Day - night function		Funkce den - noc Операция ден-нощ
Λειτουργία αφής Touch control		Dotykové ovládání Сензорно управление
Λειτουργία CCT CCT function		CCT funkce CCT функция
Λειτουργεί με Φ/В πάνελ Solar panel use		Pracuje s fotovoltaickým panelem Работи с фотоволтаичен панел
Επιπλέον πληροφορία Extra info		Doplňující informace Допълнителна информация
Παρακαλώ καλέστε μας Please call us		Zavolejte nám prosím Моля свържете се с нас
Αναμενόμενο προϊόν Expected product		Očekávaný produkt Очакващ продукт
Χρόνια εγγύησης Years warranty		Roky záruka Години гаранция
Αντικεραυνική προστασία Surge protection		Přerěťová ochrana Защита от пренапрежение
Δείκτης προστασίας από υγρά και σκόνη Fluid and dust protection indicator		Indikátor ochrany proti vlhkosti a prachu Индикатор за защита от течности и прах
Βαθμός μηχανικής κρούσης Mechanical impact degree		Mechanický stupeň dopadu Степен на издържане на удар
Μετάδοση φωτισμού Lighting transmittance		Přenos světla Предаване на осветление

LED STRIPS, MODULES, FIBER & ACCESSORIES



LED DRIVERS & CONTROL SYSTEMS



ALUMINUM PROFILES



ALUMINUM PROFILES



55




56



57



58




59



60



61



62



63



64



65



66




67



68



69



70



71



72



72



73



74




75




76



76



76



77



78



79



80



81



82



83



84



85



86



87



88



89



90



91

ALUMINUM PROFILES



P217U

92



P114NU

93



P288/U

94



P51/U

95



P62NU

96



P50N/U

97



P49N/U

98



P30C900

99



P39*

100



P30T*

101



P3235/U

102-103



ACCESSORIES

104



RAL COLORS

105

LED LINEAR LUMINAIRES



MERCATO

108



LOND

109



TEXA

110-111



WINT

112-115



VYLO

116-119



WILA

120-123




VELOR MINI

124-127



CORA

128-129



NIC

130-131



CALLA

132-133



SIEN

134-137



NERI

138-141



MILO

142-145



LANKY

146-149




INIGO

150-151



OLAN

152



DRIO

153



HOLY

154-155



OROS

156-157



YORK

158-159



NEVE

160-161



MARLO

162-165



MARLO II

166-169

48V MAGNETIC TRACK SYSTEM



170-172



173



174



175



176



177



178



179



180



181



182



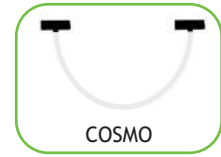
183




184



185



186



187

230V TRACK SYSTEM



189-190



191-193



194-195



196-197



198-200



201-203



204-207



208-209



210-211



212

LED SPOTS & DOWNLIGHTS



213-214



215



216-217

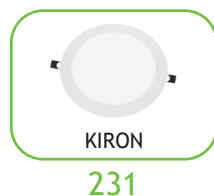


218-219

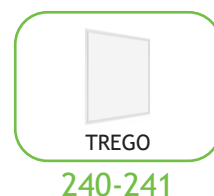




220-221

LED PANELS



LED BACKLIT PANELS



LED EMERGENCY LUMINAIRES



LED PLASTIC LINEAR LUMINAIRES




LED HIGH BAY LUMINAIRES



LED FLOOD LUMINAIRES



LED SOLAR LUMINAIRES



LED URBAN LUMINAIRES



LED UNDERWATER LUMINAIRES




LED OUTDOOR ARCHITECTURAL LUMINAIRES



KERT
312-313



DORA
314



DARIA
315



MINA
316



MADA
317



SLIM
318-321




PAS
322-323



AVY
324



LOTOS
324



MEDE
325




RIPI
325



AVENO
326



LAVAL
326



BERKA
327



EDEN
328



SIMORE
329



VIANA
330



BOLET
331



CHARES POST
331



CHARES WALL
332



TRINO
333



FABIO
333



ARAS
334



ACRI
334



RING
335



YUTA
335



RUBI
336



GABI
336



RIETI
337



ITRI
337



VESC
338



CORI
338



MELFA
339




MISA
339



DEGO
340

LED OUTDOOR ARCHITECTURAL LUMINAIRES



MENFI

340




PYRAM

341



NOZA

341




MIRON

342



CICLOP

342



MIRANDE

343



VALLE

343



MAIDA

344



DASA-S

345



ALBI

345



VITA

346



AGIRA

347



FER

348



VITRINE

348



SANTUR

349




POLLA

350



CARVO

351



LIZIO

351



KONUS

352



ADRIA

353



POLA

353



ALESSIA

354



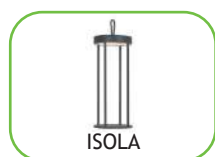
TAVO

354



MARTA

355




ISOLA

355



LUA

356



QUAD

356



OSPOT

357



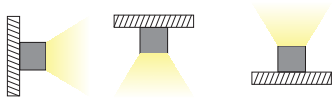
OSPOT MINI

357



DIP

358



LED STRIPS



12V DC | 4.8W/m



SMD 2835
60/m



Product Code	Voltage	Power	Color	Beam Angle	Height	Beam Spread	LED Type	Length	Life
1228354827	12V DC	4.8W /m	2700K	550 lm/m	8mm	Ra80	≈5 cm 3 LED	5m	30000hrs
1228354830			3000K						
1228354840			4000K	570 lm/m					
1228354865			6500K						
12283548B			ΜΠΑΕ / BLUE MODRÁ / СИH	-		-	-	-	
122835482725M			2700K	550 lm/m		Ra80	25m		
122835484025M			4000K	570 lm/m					
122835486525M			6500K						



SMD 2835
60/m



Product Code	Voltage	Power	Color	Beam Angle	Height	Beam Spread	LED Type	Length	Life
1228354827PC	12V DC	4.8W /m	2700K	550 lm/m	8mm	Ra80	≈5 cm 3 LED	5m	30000hrs
1228354830PC			3000K						
1228354840PC			4000K	570 lm/m					
1228354865PC			6500K						
12283548BPC			ΜΠΑΕ / BLUE MODRÁ / СИH	-		-	-		

12V DC | 7.2W/m



SMD 5050
30/m



Product Code	Voltage	Power	Color	Beam Angle	Height	Beam Spread	LED Type	Length	Life
12505072RGB	12V DC	7.2W /m	RGB	-	10mm	-	≈10 cm 3 LED	5m	30000hrs



SMD 5050
30/m



Product Code	Voltage	Power	Color	Beam Angle	Height	Beam Spread	LED Type	Length	Life
12505072RGBPC	12V DC	7.2W /m	RGB	-	10mm	-	≈10 cm 3 LED	5m	30000hrs

12V DC | 9.6W/m

SMD 2835
120/m

Product Code	Voltage	Power	Color Temperature	Lumen	Beam Angle	Width	Height	LEDs	Life		
1228359627	12V DC	9.6W /m	2700K	1080 lm/m	Ra80	8mm	≈2.5 cm	3 LED	30000hrs		
1228359630			3000K								
1228359640			4000K	1130 lm/m							
1228359665			6500K								
12283596B			ΜΠΑΛΕ / BLUE MODRÁ / СИH	-							
122835962725M			2700K	1080 lm/m						Ra80	25m
122835964025M			4000K	1130 lm/m							
122835966525M			6500K	1130 lm/m							

SMD 2835
120/m

Product Code	Voltage	Power	Color Temperature	Lumen	Beam Angle	Width	Height	LEDs	Life
1228359627PC	12V DC	9.6W /m	2700K	1080 lm/m	Ra80	8mm	≈2.5 cm	3 LED	30000hrs
1228359630PC			3000K						
1228359640PC			4000K	1130 lm/m					
1228359665PC			6500K						
12283596BPC			ΜΠΑΛΕ / BLUE MODRÁ / СИH	-					

12V DC | 12W/m

SMD 5025
60/m

Product Code	Voltage	Power	Color Temperature	Lumen	Beam Angle	Width	Height	LEDs	Life
502560CCTNK	12V DC	12W /m	CCT 2700K-6500K	800-840 lm/m	Ra80	10mm	≈5 cm	3 LED	30000hrs

SMD 5025
60/m

Product Code	Voltage	Power	Color Temperature	Lumen	Beam Angle	Width	Height	LEDs	Life
502560CCTPC	12V DC	12W /m	CCT 2700K-6500K	*800-840 lm/m	Ra80	12mm	≈5 cm	3 LED	30000hrs



*Η φωτεινή ροή εξαρτάται από την θερμοκρασία χρώματος / Lumens depends on kelvin choice
Lumeny závisí na výběru kelvinů / Лумена зависи от Келвин избор

12V DC | 14.4W/m



SMD 5050
60/m



125050144RGB	12V DC	14.4W /m	RGB	-	10mm	-	≈5 cm 3 LED	5m	30000hrs



SMD 5050
60/m



125050144RGBPC	12V DC	14.4W /m	RGB	-	10mm	-	≈5 cm 3 LED	5m	30000hrs

24V DC | 4.8W/m



SMD 2835
60/m



2428354827	24V DC	4.8W /m	2700K	550 lm/m	8mm	-	≈10 cm 6 LED	5m	30000hrs		
2428354830			3000K								
2428354840			4000K	570 lm/m							
2428354865			6500K								
24283548B			ΜΠΛΕ / BLUE MODRÁ / СИH	-							
24283548R			ΚΟΚΚΙΝΟ / RED ČERVENÁ / ЧЕРВЕН								
24283548G			ΠΡΑΣΙΝΟ / GREEN ZELENÁ / ЗЕЛЕНО								
242835482725M			2700K	550 lm/m						Ra80	25m
242835484025M			4000K	570 lm/m							
242835486525M			6500K	570 lm/m							



SMD 2835
60/m



2428354827PC	24V DC	4.8W /m	2700K	550 lm/m	8mm	-	≈10 cm 6 LED	5m	30000hrs		
2428354830PC			3000K								
2428354840PC			4000K	570 lm/m							
2428354865PC			6500K								
24283548BPC			ΜΠΛΕ / BLUE MODRÁ / СИH	-							
24283548RPC			ΚΟΚΚΙΝΟ / RED ČERVENÁ / ЧЕРВЕН								
24283548GPC			ΠΡΑΣΙΝΟ / GREEN ZELENÁ / ЗЕЛЕНΟ								
2428354827PC			2700K	550 lm/m						Ra80	25m
2428354830PC			3000K	570 lm/m							
2428354840PC			4000K	570 lm/m							

24V DC | 7.2W/m



Product Code	Voltage	Power	Color	Beam Angle	Width	Frequency	Length	LEDs	Length	Life
24505072RGB	24V DC	7.2W /m	RGB	-	10mm	-	≈16.7 cm	6 LED	5m	30000hrs



Product Code	Voltage	Power	Color	Beam Angle	Width	Frequency	Length	LEDs	Length	Life
24505072RGBPC	24V DC	7.2W /m	RGB	-	10mm	-	≈16.7 cm	6 LED	5m	30000hrs

24V DC | 9.6W/m



Product Code	Voltage	Power	Color	Beam Angle	Width	Frequency	Length	LEDs	Length	Life			
2428359622	24V DC	9.6W /m	2200K	8mm	900 lm/m	-	≈5 cm	6 LED	5m	30000hrs			
2428359627			2700K								1080 lm/m		
2428359630			3000K								1130 lm/m		
2428359640			4000K										
2428359665			6500K								-		
24283596B			ΜΠΛΕ / BLUE MODRÁ / СИH										
24283596R			ΚΟΚΚΙΝΟ / RED ČERVENÁ / ЧЕРВЕН										
24283596G			ΠΡΑΣΙΝΟ / GREEN ZELENÁ / ЗЕЛЕНО										
242835962725M			2700K								1080 lm/m	Ra80	25m
242835964025M			4000K								1130 lm/m		
242835966525M			6500K										



Product Code	Voltage	Power	Color	Beam Angle	Width	Frequency	Length	LEDs	Length	Life	
2428359622PC	24V DC	9.6W /m	2200K	8mm	900 lm/m	-	≈5 cm	6 LED	5m	30000hrs	
2428359627PC			2700K								1080 lm/m
2428359630PC			3000K								1130 lm/m
2428359640PC			4000K								
2428359665PC			6500K								-
24283596BPC			ΜΠΛΕ / BLUE MODRÁ / СИH								
24283596RPC			ΚΟΚΚΙΝΟ / RED ČERVENÁ / ЧЕРВЕН								
24283596GPC			ΠΡΑΣΙΝΟ / GREEN ZELENÁ / ЗЕЛЕНΟ								



SMD 2835
60/m



S2428351227	24V DC	12W /m	2700K	1260 lm/m	6mm	Ra80	≈10 cm 6 LED	5m	30000hrs
*S2428351230			3000K						
S2428351240			4000K	1320 lm/m					
S2428351265			6500K						

i Εύκαμπτη / Flexible / Pružný / Гъвкава

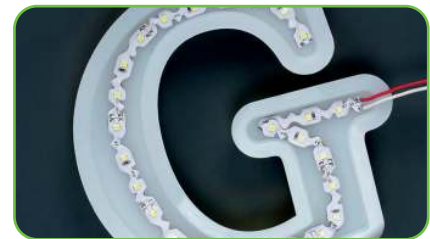


SMD 2835
60/m



S2428351227PC	24V DC	12W /m	2700K	1260 lm/m	6mm	Ra80	≈10 cm 6 LED	5m	30000hrs
*S2428351230PC			3000K						
S2428351240PC			4000K	1320 lm/m					
S2428351265PC			6500K						

i Εύκαμπτη / Flexible / Pružný / Гъвкава



SMD 2835
182/m



24283514427	24V DC	14.4W /m	2700K	1850 lm/m	10mm	Ra80	≈4 cm 7 LED	5m	30000hrs
24283514440			4000K	1920 lm/m					
24283514465			6500K						
2428351442725M			2700K	1850 lm/m				25m	
2428351444025M			4000K	1920 lm/m					
2428351446525M			6500K						

*Αναμενόμενη άφιξη / Estimated arrival / Odhadovaný příjezd / Приблизително пристижение 10/2023

24V DC | 14.4W/m



SMD 2835
182/m



Product Code	Voltage	Power	Color	Beam Spread	Height	Beam Spread	LEDs	Length	Life
24283514427PC	24V DC	14.4W /m	2700K	1850	10mm	Ra80	≈4 cm 7 LED	5m	30000hrs
24283514440PC			4000K	1920					
24283514465PC			6500K	1920					



SMD 5050
60/m



Product Code	Voltage	Power	Color	Beam Spread	Height	Beam Spread	LEDs	Length	Life
245050144RGB	24V DC	14.4W /m	RGB	-	10mm	-	≈10 cm 6 LED	5m	30000hrs



SMD 5050
60/m



Product Code	Voltage	Power	Color	Beam Spread	Height	Beam Spread	LEDs	Length	Life
245050144RGBPC	24V DC	14.4W /m	RGB	-	10mm	-	≈10 cm 6 LED	5m	30000hrs

24V DC | 17W/m



SMD 5050
60/m



2700K
4000K
6500K



Product Code	Voltage	Power	Color	Beam Spread	Height	Beam Spread	LEDs	Length	Life
24505017RGBW27	24V DC	17W /m max.	RGB + 2700K	-	12mm	-	≈10 cm 6 LED	5m	30000hrs
24505017RGBW40			RGB + 4000K						
24505017RGBW65			RGB + 6500K						



SMD 5050
60/m



2700K
4000K
6500K



Product Code	Voltage	Power	Color	Beam Spread	Height	Beam Spread	LEDs	Length	Life
24505017RGBW27PC	24V DC	17W /m max.	RGB + 2700K	-	12mm	-	≈10 cm 6 LED	5m	30000hrs
24505017RGBW40PC			RGB + 4000K						
24505017RGBW65PC			RGB + 6500K						

24V DC | 18.8W/m



SMD 2835
238/m



	⚡	☂	☀	💡	↔	📶	✂	📦	🕒
24283518827	24V DC	18.8W /m	2700K	2420 lm/m	10mm	Ra80	≈3 cm 7 LED	5m	30000hrs
24283518840			4000K	2510 lm/m					
24283518865			6500K						



SMD 2835
238/m



	⚡	☂	☀	💡	↔	📶	✂	📦	🕒
24283518827PC	24V DC	18.8W /m	2700K	2420 lm/m	10mm	Ra80	≈3 cm 7 LED	5m	30000hrs
24283518840PC			4000K	2510 lm/m					
24283518865PC			6500K						

230V AC | 14.4W/m



SMD 5050
60/m



	⚡	☂	☀	💡	↔	📶	✂	📦	🕒
505060220VWW	230V AC	14.4W /m	3000K	-900 lm/m	13mm	Ra80	100 cm	1/100 m	30000hrs
505060220VNW			4000K						
505060220VW			6000K						












24V DC | 7.2W/m










									
24728030	24V DC	7.2W /m	3000K	800 lm/m	8mm	Ra80	≈10 cm 6 LED	5m	50000hrs
24728040			4000K						










24V DC | 9.6W/m











									
24968030SL	24V DC	9.6W /m	3000K	1010 lm/m	5mm	Ra80	≈5 cm 6 LED	5m	30000hrs
24968040SL			4000K	1100 lm/m					



SUPER SLIM 5mm










24V DC | 12W/m










									
24128030	24V DC	12W /m	3000K	1250 lm/m	10mm	Ra80	≈10 cm 6 LED	5m	50000hrs
24128040			4000K						

24V DC | 12W/m



SMD 2835
60/m 3SDCM

OSRAM
Opto Semiconductors



24128030PC	24V DC	12W /m	3000K	1250 lm/m	12mm	Ra80	≈10 cm 6 LED	5m	50000hrs
24128040PC			4000K						

24V DC | 14.4W/m



SMD 2835
120/m 3SDCM

OSRAM
Opto Semiconductors



241448030	24V DC	14.4W /m	3000K	1600 lm/m	8mm	Ra80	≈5 cm 6 LED	5m	50000hrs
241448040			4000K						

24V DC | 14.4W/m | Ra90



SMD 2835
120/m 3SDCM

OSRAM
Opto Semiconductors



241449030	24V DC	14.4W /m	3000K	1440 lm/m	8mm	Ra90	≈5 cm 6 LED	5m	50000hrs
241449040			4000K						

24V DC | 16W/m



SMD 2835
120/m 3SDCM

OSRAM
Opto Semiconductors



24168030PC	24V DC	16W /m	3000K	1680 lm/m	12mm	Ra80	≈5 cm 6 LED	5m	50000hrs
24168040PC			4000K						

24V DC | 18W/m | CCT | Ra90

Product Code	Voltage	Power	CCT	Lumen	Width	Ra	Length	LEDs	Life
*241880CCT	24V DC	18W /m	CCT 3000K-6500K	**1720 lm/m max	10mm	Ra90	≈10 cm	12 LED	50000hrs

24V DC | 22W/m

Product Code	Voltage	Power	CCT	Lumen	Width	Ra	Length	LEDs	Life
*24228030	24V DC	22W /m	3000K	2360 lm/m	10mm	Ra80	≈5 cm	6 LED	50000hrs
*24228040			4000K						

24V DC | 22W/m | Ra90

Product Code	Voltage	Power	CCT	Lumen	Width	Ra	Length	LEDs	Life
*24229030	24V DC	22W /m	3000K	2160 lm/m	10mm	Ra90	≈5 cm	6 LED	50000hrs
*24229040			4000K						



! *Πάντα σε προφίλ αλουμινίου / Always on aluminum profile / Vždy na hliníkovém profilu / Винаги на алуминиев профил.
 **Η φωτεινότητα εξαρτάται από την θερμοκρασία χρώματος / Lumens depends on kelvin choice
 Lumeny závisí na výběru kelvinů / Лумена зависи от Келвин избор

24V DC | 7W/m



COB 9221
420/m 3SDCM



2479030CSL	24V DC	7W /m	3000K	650 lm/m	5mm	Ra90	≈3.3 cm 14 LED	5m	50000hrs
2479040CSL			4000K	730 lm/m					

24V DC | 10W/m



COB 9221
378/m 3SDCM



24109030C	24V DC	10W /m	3000K	1000 lm/m	8mm	Ra90	≈5.5 cm 21 LED	5m	50000hrs
24109040C			4000K	1080 lm/m					



COB 9221
378/m 3SDCM



24109030CPC	24V DC	10W /m	3000K	1000 lm/m	10mm	Ra90	≈5.5 cm 21 LED	5m	50000hrs
24109040CPC			4000K	1080 lm/m					

24V DC | 12W/m



















COB 0620
504/m 3SDCM









24128030C	24V DC	12W /m	3000K	1140 lm/m	10mm	Ra80	≈4 cm 21 LED	5m	30000hrs
24128040C			4000K	1270 lm/m					
24128065C			6500K	1350 lm/m					











24V DC | 12W/m







									
24128030CPC	24V DC	12W /m	3000K	1140 lm/m	12mm	Ra80	≈4 cm 21 LED	5m	30000hrs
24128040CPC			4000K	1270 lm/m					
24128065CPC			6500K	1350 lm/m					











24V DC | 14W/m

									
24149030C	24V DC	14W /m	3000K	1600 lm/m	10mm	Ra90	≈5 cm 24 LED	5m	50000hrs
24149040C			4000K	1680 lm/m					

24V DC | 16W/m

									
24168030C	24V DC	16W /m	3000K	2000 lm/m	10mm	Ra80	≈4.5 cm 24 LED	5m	30000hrs
24168040C			4000K	2080 lm/m					
24168065C			6500K	2170 lm/m					





ROPAB



ROPABS





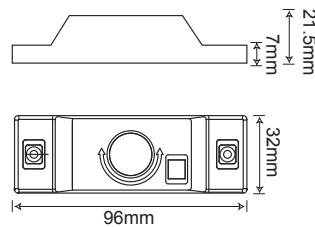
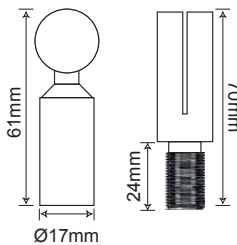
ROPAW



ROPAWS



ROPAB	Σετ 2τεμ. μαύρες βάσεις με ρυθμιζόμενο βραχίονα 45° Set 2pcs black bases with adjustable arm 45° Sada 2ks černý podstavec s nastavitelným ramenem 45° 2бр чорна основа с регулируемо рамо 45°	96 x 32 x Ø17mm	1/50
ROPAW	Σετ 2τεμ. λευκές βάσεις με ρυθμιζόμενο βραχίονα 45° Set 2pcs white bases with adjustable arm 45° Sada 2ks bílá základna s nastavitelným ramenem 45° 2бр бяла основа с регулируемо рамо 45°		
ROPABS	Μαύρος ατσάλινος ιμάντας Black steel band Černý ocelový pásek Черна стомана лента	16mm x 10m	1/50
ROPAWS	Λευκός ατσάλινος ιμάντας White steel band Bílý ocelový pásek Бяла стомана лента		



*Δεν συμπεριλαμβάνονται η λωρίδα και το τροφοδοτικό LED / LED strip and driver are not included
LED pásek a napájecí zdroj nejsou součástí dodávky / LED лентата и захранването не са включени

LED Modules



12127040SM	12V DC	1.2W /module	4000K	190 lm /module	170°	79x19x10.5mm ≈4m (20 pcs)	Ra70	50000hrs
12127065SM			6500K					



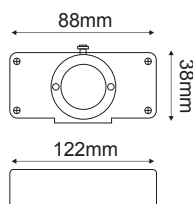
230258040SM	230V AC	2.5W /module	4000K	200 lm /module	155°	110x28x8.5mm ≈7.2m (20 pcs)	Ra80	50000hrs
230258065SM			6500K					

LED Fiber Optic Kit



FIB01	230V AC	16W	RGBW	100 απολήξεις / Fibers / Vlákna / Влákна 0.75mm (25 ανά / per / на / на 2-3-4-5m)

RF RGBW remote control συμπεριλαμβάνεται με μπαταρία CR2025 / Included with battery CR2025
Zahnuto s baterií CR2025 / Включени с батерия CR2025




LED Strip - Blister Kit



3MKITNW	230V AC	3W /m	4000K	~200 lm/m	3000mm	8mm	Ra80	≈10 cm	1/12	30000hrs
*3MKITRGB		6W /m	RGB	-		10mm	-			
*5MKITRGB		5000mm						1/10		

*RGB remote control συμπεριλαμβάνεται με μπαταρία CR2025 / Included with battery CR2025
Zahnuto s baterií CR2025 / Включени с батерия CR2025

LED Closet Strip




CLOSLIT	4000K	1000mm	8mm	≈10 cm 3 LED	1/20	*4xAAA

*Δεν συμπεριλαμβάνονται οι μπαταρίες / Batteries are not included
Baterie nejsou součástí dodávky / Батериите не са вклучени



LED Bed Strip




SLIPO2	230V AC	2 x 3.5W	4000K	2 x 1200mm	8mm	Ra80	≈10 cm 3 LED	1/25	30000hrs

USB TV LED strip Kit







TVLIT	5V USB	2 x 2.4W	RGB	2 x 500mm	10mm	-	1/20	30000hrs








Connectors & Accessories

LED STRIP SMD 2835 & COB 8mm





	
MT8CABLE	Καλώδιο τροφοδοσίας / Wire supply / Napájecí kabel / Захранващ кабел
MT8MIDCABLE	Ενδιάμεσος σύνδεσμος με καλώδιο / Wire middle connector Mezičlánková konektor s kabelem / Междинен конектор с кабел
MT8MID	Σύνδεσμος / Connector / Konektor / Конектор
MT8CORN	 90° Σύνδεσμος / Connector / Konektor / Конектор
MT8T	 Σύνδεσμος / Connector / Konektor / Конектор

LED STRIP SMD 2835 & COB 10mm

	
MT10CABLE	Καλώδιο τροφοδοσίας / Wire supply / Napájecí kabel / Захранващ кабел
MT10MIDCABLE	Ενδιάμεσος σύνδεσμος με καλώδιο / Wire middle connector Mezičlánková konektor s kabelem / Междинен конектор с кабел
MT10MID	Σύνδεσμος / Connector / Konektor / Конектор
MT10CORN	 90° Σύνδεσμος / Connector / Konektor / Конектор
MT10T	 Σύνδεσμος / Connector / Konektor / Конектор

MT8MID
MT10MIDMT8CORN
MT10CORNMT8T
MT10TMT8CABLE
MT10CABLEMT8MIDCABLE
MT10MIDCABLE

LED STRIP RGB 5050 10mm

	
MT10RGBCABLE	Καλώδιο τροφοδοσίας / Wire supply / Napájecí kabel / Захранващ кабел
MT10RGBMIDCABLE	Ενδιάμεσος σύνδεσμος με καλώδιο / Wire middle connector Mezičlánková konektor s kabelem / Междинен конектор с кабел
MT10RGBMID	Σύνδεσμος / Connector / Konektor / Конектор
MT10RGBCORN	 90° Σύνδεσμος / Connector / Konektor / Конектор
MT10RGBT	 Σύνδεσμος / Connector / Konektor / Конектор



MT10RGBMID



MT10RGBCORN



MT10RGBT







MT10RGBCABLE





MT10RGBMIDCABLE

 SMD LED STRIP RGB 5050 10mm

	
5050RGBMID	Ενδιάμεσος σύνδεσμος / Middle connector / Středový konektor / Среден конектор
5050RGBCABLE	Καλώδιο τροφοδοσίας / Wire supply / Napájecí kabel / Захранващ кабел
5050RGBMIDCABLE	Ενδιάμεσος σύνδεσμος με καλώδιο / Wire middle connector Mezičlánková konektor s kabelem / Междинен конектор с кабел
5050RGCORN	 90° Σύνδεσμος / Connector / Konektor / Конектор
5050RGBT	 Σύνδεσμος / Connector / Konektor / Конектор

 SMD LED STRIP RGBW 5050 12mm

	
5050RGBWMID	Ενδιάμεσος σύνδεσμος / Middle connector / Středový konektor / Среден конектор
5050RGBWCABLE	Καλώδιο τροφοδοσίας / Wire supply / Napájecí kabel / Захранващ кабел
5050RGBWMIDCABLE	Ενδιάμεσος σύνδεσμος με καλώδιο / Wire middle connector Mezičlánková konektor s kabelem / Междинен конектор с кабел




5050RGBMID
5050RGBWMID




5050RGCORN




5050RGBT




5050RGBMIDCABLE



5050RGBWCABLE



5050RGBWMIDCABLE





5050RGBWCABLE






Connectors & Accessories

COB LED STRIP IP20 8mm

	
MIDCON8C	Ενδιάμεσος σύνδεσμος / Middle connector Mezičlánkový konektor / Междинен конектор
CABLE8C	Καλώδιο τροφοδοσίας / Wire supply / Napájecí kabel / Захранващ кабел






COB LED STRIP IP20 10mm

	
MIDCON10C	Ενδιάμεσος σύνδεσμος / Middle connector Mezičlánkový konektor / Междинен конектор
CABLE10C	Καλώδιο τροφοδοσίας / Wire supply / Napájecí kabel / Захранващ кабел
CORN10C	 90° Σύνδεσμος / Connector / Konektor / Конектор

MIDCON8C
MIDCON10CCABLE8C
CABLE10C

CORN10C

SMD LED STRIP SINGLE COLOR 8mm

	
2835MID	Ενδιάμεσος σύνδεσμος / Middle connector Mezičlánkový konektor / Междинен конектор
2835CORN	 90° Σύνδεσμος / Connector / Konektor / Конектор
2835CROSS	 Σύνδεσμος / Connector / Konektor / Конектор
2835T	 Σύνδεσμος / Connector / Konektor / Конектор



2835MID



2835CORN





2835T



2835CROSS





	
LEDCLP	Κλιπ στερέωσης / Mounting clip / Montážní spona / Монтажни скоби
LEDENDS	Τερματική τάπα / End cap / Koncovka / Тапа



LEDCLP



LEDENDS

	
220VCON	Καλώδιο τροφοδοσίας με φως / Plug wire supply Narážecí kabel se zástrčkou / Захранващ кабел с щепсел
MIDCON2	Ενδιάμεσος σύνδεσμος / Middle connector / Středový konektor / Среден конектор
FIXPAR	Κλιπ στερέωσης / Mounting clip / Montážní spona / Монтажни скоби







220VCON







MIDCON2



FIXPAR

			
3MTAPE	3M αυτοκόλλητη ταινία / Sticker tape Samolepící páska / Залепваща лента	10mm	100m



			
2AWG22	Μαύρο-κόκκινο καλώδιο Black-red wire Černý-červený kabel Черна-червена кабел	17 x 0.12mm	100m
3AWG22	Κόκκινο-κίτρινο-λευκό καλώδιο Red-yellow-white wire Červený-žlutý-bílý kabel Червено-жълт-бял кабел		
4AWG22	Μαύρο-πράσινο-κόκκινο-μπλε καλώδιο Black-green-red-blue wire Černý-zelený-červený-modrý kabel Черно-зелено-червено-синьо кабел		
5AWG22	Μαύρο-πράσινο-κόκκινο-μπλε-λευκό καλώδιο Black-green-red-blue-white wire Černý-zelený-červený-modrý-bílý kabel Черно-зелено-червено-синьо-бял кабел		



2AWG22




3AWG22



4AWG22



5AWG22



LED DRIVERS & CONTROL SYSTEMS



Μέγιστο φορτίο 80% / Maximum load 80%
Maximální zatížení 80% / Максимално натоварване 80%



Δεν περιέχει ανεμιστήρα ψύξης / It does not contain a cooling fan
Neobsahuje chladič ventilátor / Не съдържа охлаждащ вентилатор

CV LED Drivers | 12V DC



MP12CV12	230V AC → 12V DC	12W	80 x 23 x 17mm	30000hrs
MP18CV12		18W	80 x 38 x 20mm	
MP24CV12		24W	102 x 30 x 22mm	
MP36CV12		36W	125 x 41 x 20mm	
MP48CV12		48W	160 x 41 x 20mm	



NM12CV12	230V AC → 12V DC	12W	70 x 40 x 30mm	30000hrs
NM24CV12		24W	85 x 57 x 33mm	
NM36CV12		36W		
NM60CV12		60W	127 x 46 x 32mm	
NM80CV12		80W	160 x 40 x 36mm	
NM100CV12		100W	188 x 46 x 35mm	
NM120CV12		120W		
NM150CV12		150W	200 x 58 x 40mm	
NM180CV12		180W	223 x 68 x 40mm	
NM250CV12		250W		
NM300CV12		300W	223 x 69 x 40mm	



SM60CV12	230V AC → 12V DC	60W	170 x 53 x 18mm	30000hrs
SM100CV12		100W	195 x 53 x 18mm	
SM150CV12		150W	250 x 53 x 22mm	
SM200CV12		200W	308 x 53 x 18mm	

CV LED Drivers | 12V DC



L18CV12	230V AC → 12V DC	18W	172 x 18 x 18mm	30000hrs
L24CV12		24W		
L36CV12		36W	282 x 18 x 18mm	
L48CV12		48W	312 x 18 x 18mm	
L60CV12		60W		



WL24CV12	230V AC → 12V DC	24W	190 x 20 x 15mm	30000hrs
WL36CV12		36W	300 x 20 x 15mm	
WL48CV12		48W		
WL60CV12		60W	380 x 20 x 15mm	



W75CV12	230V AC → 12V DC	75W	240 x 40 x 22mm	30000hrs
W100CV12		100W	190 x 55 x 30mm	
W150CV12		150W	202 x 55 x 30mm	
W200CV12		200W	215 x 68 x 35mm	
W250CV12		250W	270 x 95 x 35mm	
W300CV12		300W		
W360CV12		360W		

CV LED Drivers | 24V DC



MP12CV24	230V AC → 24V DC	12W	80 x 23 x 17mm	30000hrs
MP18CV24		18W	80 x 38 x 20mm	
MP24CV24		24W	102 x 30 x 22mm	
MP36CV24		36W	125 x 41 x 20mm	
MP48CV24		48W	160 x 41 x 20mm	



NM12CV24	230V AC → 24V DC	12W	70 x 40 x 30mm	30000hrs
NM24CV24		24W	85 x 57 x 33mm	
NM36CV24		36W		
NM60CV24		60W	127 x 46 x 32mm	
NM80CV24		80W	160 x 40 x 36mm	
NM100CV24		100W	188 x 46 x 35mm	
NM120CV24		120W		
NM150CV24		150W	200 x 58 x 40mm	
NM180CV24		180W	223 x 68 x 40mm	
NM250CV24		250W		
NM300CV24	300W	223 x 69 x 40mm		



SM60CV24	230V AC → 24V DC	60W	170 x 53 x 18mm	30000hrs
SM100CV24		100W	195 x 53 x 18mm	
SM150CV24		150W	250 x 53 x 22mm	
SM200CV24		200W	282 x 53 x 22mm	

CV LED Drivers | 24V DC



L18CV24	230V AC → 24V DC	18W	172 x 18 x 18mm	30000hrs
L24CV24		24W		
L36CV24		36W	282 x 18 x 18mm	
L48CV24		48W	312 x 18 x 18mm	
L60CV24		60W		



WL24CV24	230V AC → 24V DC	24W	190 x 20 x 15mm	30000hrs
WL36CV24		36W	300 x 20 x 15mm	
WL48CV24		48W		
WL60CV24		60W	380 x 20 x 15mm	



W75CV24	230V AC → 24V DC	75W	240 x 40 x 22mm	30000hrs
W100CV24		100W	190 x 55 x 30mm	
W150CV24		150W	202 x 55 x 30mm	
W200CV24		200W	215 x 68 x 35mm	
W250CV24		250W	255 x 75 x 36mm	
W300CV24		300W	270 x 95 x 35mm	
W360CV24		360W		

LED Dimmers 12-24V DC



T1	89 x 59 x 35mm	Mini LED Dimmer 8A 12V DC → 96W 24V DC → 192W



25~30m

RF-T1	110 x 56 x 34mm	LED Dimmer + RF remote control 8A 12V DC → 96W 24V DC → 192W	*1x12V27A

*Συμπεριλαμβάνεται η μπαταρία / Battery is included / Baterie součástí dodávky / Батериите са вклучени.



25~30m



SZ100-SYNC	127 x 42 x 33mm	Power LED Dimmer + RF touch remote control 25A 12V DC → 300W 24V DC → 600W	*3xAAA

*Συμπεριλαμβάνονται οι μπαταρίες / Batteries are included / Baterie součástí dodávky / Батериите са вклучени.



Διαθέτει RJ45 sync / Provides RJ45 sync / K dispozici je RJ45 sync / Разполага с RJ45 sync max. 80m.



20~25m

D111	70 x 40 x 20mm	Wi-Fi TUYA LED Dimmer 16A 12V DC → 192W 24V DC → 384W

LED Dimmers 12-24V DC

SMART WIRELESS SYSTEM



SMARTDIMR	91 x 88 x 24mm	LED Receiver 30A 12V DC → 360W 24V DC → 720W SMARTDIMT, SMARTDIMF

i Διαθέτει RJ45 sync / Provides RJ45 sync / K dispozici je RJ45 sync / Разполага с RJ45 sync max. 80m.



SMARTDIMF	63 x 35 x 22mm	RF Touch LED remote control RF:433.92MHz SMARTDIMR, SMARTDIMT	*3xAAA

*Συμπεριλαμβάνονται οι μπαταρίες / Batteries are included / Baterie součástí dodávky / Батериите са вклучени.



SMARTDIMT	86 x 86 x 34mm	Touch LED Dimmer 230V AC RF:433.92MHz SMARTDIMR, SMARTDIMF

i Συμπεριλαμβάνεται κουτί για επίτοιχη εγκατάσταση / Wall mounting box is included
Včetně krabičky pro montáž na zeď / Включва и кутия за степен монтаж.

TRIAC LED Dimmer 230V



DIMMER220	87 x 87 x 53mm	Power LED Dimmer + RF remote control 230V AC → 200W	*1xCR2025

*Συμπεριλαμβάνεται η μπαταρία / Battery is included / Baterie součástí dodávky / Батериите са вклучени.

LED Ενισχυτές / Amplifiers / Zesilovače / Усилватели



AMF4	127 x 42 x 33mm	LED Amplifier 25A 12V DC → 300W 24V DC → 600W Μονόχρωμη / Single Color



AMF	105 x 65 x 23mm	LED Amplifier 12A 12V DC → 144W 24V DC → 288W RGB



AMF2	91 x 88 x 24mm	LED Amplifier 30A 12V DC → 360W 24V DC → 720W RGB

LED CCT Controllers 12-24V DC



SZ600CCTRF14	91 x 70 x 24mm	CCT LED controller + RF remote control 20A 12V DC → 240W 24V DC → 480W	**1xCR2025

**Συμπεριλαμβάνεται η μπαταρία / Battery is included / Baterie součásti dodávky / Батериите са включени.



Διαθέτει RJ45 sync / Provides RJ45 sync / K dispozici je RJ45 sync / Разполага с RJ45 sync max. 80m.



SZ600CCTTOUCH	91 x 70 x 24mm	CCT LED controller + RF touch remote control 20A 12V DC → 240W 24V DC → 480W	**3xAAA

**Συμπεριλαμβάνονται οι μπαταρίες / Batteries are included / Baterie součásti dodávky / Батериите са включени.



Διαθέτει RJ45 sync / Provides RJ45 sync / K dispozici je RJ45 sync / Разполага с RJ45 sync max. 80m.

LED CCT Controllers 12-24V DC



20~25m

D122	70 x 40 x 20mm	Wi-Fi TUYA CCT LED controller 16A 12V DC → 192W 24V DC → 384W	

LED RGB Controllers 12-24V DC



25~30m

MINI2RGB	48 x 26 x 13mm	Mini RGB LED Controller + IR remote control 6A 12V DC → 72W 24V DC → 144W	*1xCR2025

*Συμπεριλαμβάνεται η μπαταρία / Battery is included / Baterie součástí dodávky / Батериите са вклучени.



25~30m

RGB4-RF20K	80 x 64 x 24mm	RGB Power LED Controller + RF remote control 20A 12V DC → 240W 24V DC → 480W	*1xCR2025

*Συμπεριλαμβάνεται η μπαταρία / Battery is included / Baterie součástí dodávky / Батериите са вклучени.



25~30m

SZ600RGB	91 x 88 x 24mm	RGB LED Controller + RF remote control 30A 12V DC → 360W 24V DC → 720W	*3xAAA

*Συμπεριλαμβάνονται οι μπαταρίες / Batteries are included / Baterie součástí dodávky / Батериите са вклучени.



Διαθέτει RJ45 sync / Provides RJ45 sync / K dispozici je RJ45 sync / Разполага с RJ45 sync max. 80m.

LED RGB Controllers 12-24V DC



SZ100-TOUCH	127 x 42 x 33mm	RGB Power LED Controller + RF touch remote control 18A 12V DC → 216W 24V DC → 432W	*3xAAA

*Συμπεριλαμβάνονται οι μπαταρίες / Batteries are included / Baterie součástí dodávky / Батериите са вклучени.

SMART WIRELESS SYSTEM



SMARTRGBR	91 x 88 x 24mm	LED Receiver 30A 12V DC → 360W 24V DC → 720W SMARTRGBT, SMARTRGBF	

i Διαθέτει RJ45 sync / Provides RJ45 sync / K dispozici je RJ45 sync / Разполага с RJ45 sync max. 80m.



SMARTRGBF	63 x 35 x 22mm	RF Touch LED remote control RF:433.92MHz SMARTRGBR, SMARTRGBT	*3xAAA

*Συμπεριλαμβάνονται οι μπαταρίες / Batteries are included / Baterie součástí dodávky / Батериите са вклучени.



SMARTRGBT	86 x 86 x 34mm	Touch RGB LED Controller 230V AC RF:433.92MHz SMARTRGBR, SMARTRGBF	

i Συμπεριλαμβάνεται κουτί για επίτοιχη εγκατάσταση / Wall mounting box is included
Včetně krabičky pro montáž na zeď / Включва и кутия за степен монтаж.

LED RGB Controllers 12-24V DC



20~25m

D133	70 x 40 x 20mm	RGB Wi-Fi TUYA LED Controller 15A 12V DC → 180W 24V DC → 360W

LED RGBW Controllers 12-24V DC



Συμπεριλαμβάνεται / Included
Zahrnuto / Включени



25~30m

RF24-AUDIO	72 x 42 x 20mm	RGB / RGBW Audio LED Controller + RF remote control RGB (3CH*5A) : 15A 12V DC→180W 24V DC→360W RGBW (4CH*4A): 16A 12V DC→192W 24V DC→384W	*1xCR2025

*Συμπεριλαμβάνεται η μπαταρία / Battery is included / Baterie součástí dodávky / Батериите са вклучени.

- i** Διαθέτει μικρόφωνο, ρύθμιση ευαισθησίας και υποδοχή σήματος ήχου / Provides microphone, sensitivity adjustment and audio signal output / Funkce mikrofónu, ovládání citlivosti signálu a vstup zvukového signálu / Разполага с микрофон, настройка на чувствителността на сигнала и аудио сигнал.



25~30m

SZ600-RGBW	91 x 88 x 24mm	RGBW Power LED Controller + RF remote control 32A 12V DC → 384W 24V DC → 768W	*1xCR2025

*Συμπεριλαμβάνεται η μπαταρία / Battery is included / Baterie součástí dodávky / Батериите са вклучени.





- i** • Διαθέτει RJ45 sync / Provides RJ45 sync / K dispozici je RJ45 sync / Разполага с RJ45 sync max. 80m.
• Ο RGB και ο λευκός φωτισμός διαχειρίζονται ξεχωριστά / RGB and white lighting are managed separately / RGB a bílé osvětlení se ovládají odděleně / RGB и бялото осветление се управляват отделно.




20~25m





D144	70 x 40 x 20mm	RGBW Wi-Fi TUYA LED Controller 16A 12V DC → 192W 24V DC → 384W




			
MS01	On - off magnet switch 3A 12V DC → 36W 24V DC → 72W	49x10mm	1/50

 Χρησιμοποιήστε 3M αυτοκόλλητη ταινία / Use 3M sticker tape
 Použijte 3M Samolepicí páska / Используйте 3M заклепываща лента



			
PIR001	On - off PIR Sensor 8A 12V DC → 96W 24V DC → 192W	43x10mm	1/50

 Χρησιμοποιήστε 3M αυτοκόλλητη ταινία / Use 3M sticker tape
 Použijte 3M Samolepicí páska / Используйте 3M заклепываща лента





LATE ULTRA MINI

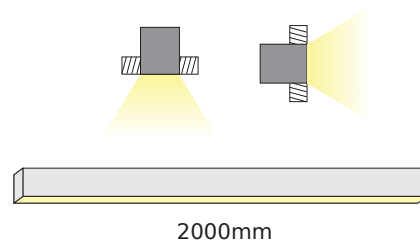
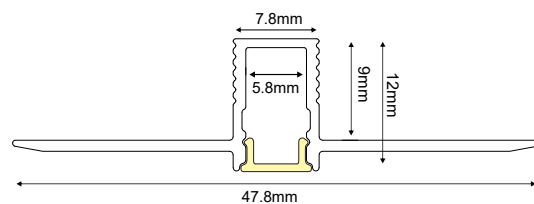


LATE ULTRA MINI

TRIMLESS

○ ALU
 ○ PC
 ○ LT 75%

	
P129N/U	LATE ULTRA MINI trimless προφίλ με οπάλ κάλυμμα / LATE ULTRA MINI trimless profile with opal diffuser LATE ULTRA MINI trimless profil s opalovým krytím / LATE ULTRA MINI trimless профил с опалов капак
EP129N	Σετ λευκές πλαστικές τάπες 2τεμ. με τρύπα / Set 2pcs plastic white caps with holes Sada 2ks plastových víček s otvorem / Пластмасови капачки 2бр с дупка





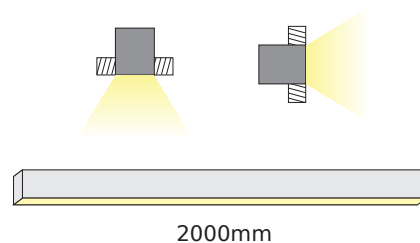
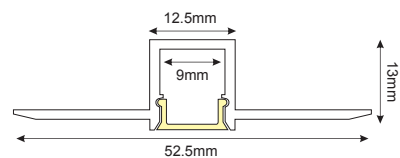


JADE

TRIMLESS

ALU
 PC
 LT 75%

	
P121U	JADE trimless προφίλ με οπάλ κάλυμμα / JADE trimless profile with opal diffuser JADE trimless profil s opálovým krytem / JADE trimless профил с опалов капак
EP123	Σετ πλαστικές τάπες 2τεμ. με & χωρίς τρύπα / Set 2pcs plastic caps with & without hole Sada 2ks plastových víček s otvorem a bez otvoru / Пластмасови капачки 2бр с и без дупка



LING

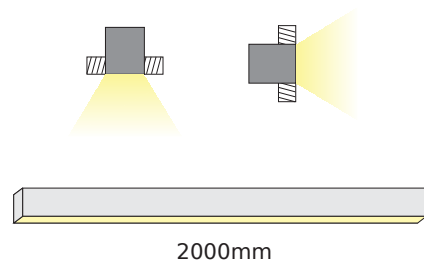
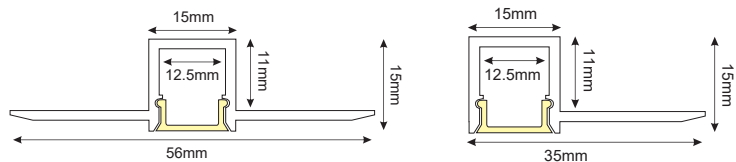


LING TRIMLESS



ALU PC LT 75%

🔒	✍️
P135U	LING trimless προφίλ με οπάλ κάλυμμα / LING trimless profile with opal diffuser LING trimless profil s opálovým krytem / LING trimless профил с опалов капак
P135AU	LING ONE SIDE trimless προφίλ με οπάλ κάλυμμα / LING ONE SIDE trimless profile with opal diffuser LING ONE SIDE trimless profil s opálovým krytem / LING ONE SIDE trimless профил с опалов капак
EP135	Σετ πλαστικές τάπες 2τεμ. με τρύπα / Set 2pcs plastic caps with holes Sada 2ks plastových víček s otvorem / Пластмасови капачки 2бр с дупка



*Κατόπιν διαθεσιμότητας / Upon availability / Na dostupnosti / При наличност





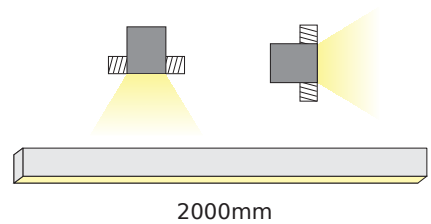
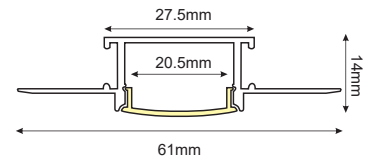
LOND

TRIMLESS



ALU
 PC
 LT 75%



	
P125U	LOND trimless προφίλ με οπάλ κάλυμμα / LOND trimless profile with opal diffuser LOND trimless profil s opálovým krytem / LOND trimless профил с опалов капак
EP125	Σετ πλαστικές τάπες 2τεμ. με & χωρίς τρύπα / Set 2pcs plastic caps with & without hole Sada 2ks plastových víček s otvorem a bez otvoru / Пластмасови капачки 2бр с и без дупка



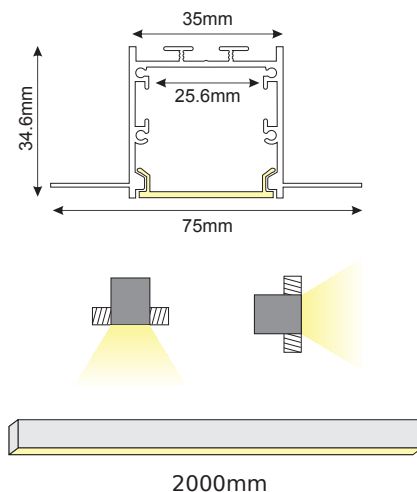


WINT
TRIMLESS

○ ALU ● PC ● LT 75%

	
P235U	WINT trimless προφίλ με οπάλ κάλυμμα / WINT trimless profile with opal diffuser WINT trimless profil s opalovým krytem / WINT trimless профил с опалов капак
EP235	Σετ μεταλλικές τάπες 2τεμ. χωρίς τρύπα / Set 2pcs metal caps without hole Sada 2ks kovových víček bez otvoru / Метални капачки 2бр без дупка
MCPTS180	180° Σύνδεσμος / Connector / Konektor / Конектор (TOP & SIDE) *3
MCPS90	90° Σύνδεσμος / Connector / Konektor / Конектор (SIDE) *2
MCPT90	90° Σύνδεσμος / Connector / Konektor / Конектор (TOP)



i *Απαραίτητος αριθμός συνδέσμων για σύνδεση σε ευθεία ή γωνία / Required number of connectors for straight or angled connection
Požadovaný počet konektorů pro římné nebo úhlové připojení / Необходим брой конектори за права или ъглова връзка

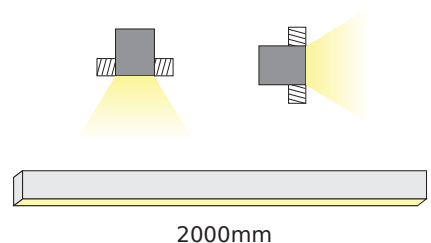
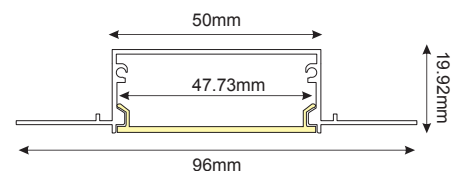




TEXA
TRIMLESS

ALU
 PC
 LT 75%

	
P234/U	TEXA trimless προφίλ με οπάλ κάλυμμα / TEXA trimless profile with opal diffuser TEXA trimless profil s opalovým krytem / TEXA trimless профил с опалов капак
EP234	Σετ μεταλλικές τάπες 2τεμ. χωρίς τρύπα / Set 2pcs metal caps without hole Sada 2ks kovových víček bez otvoru / Метални капачки 2бр без дупка





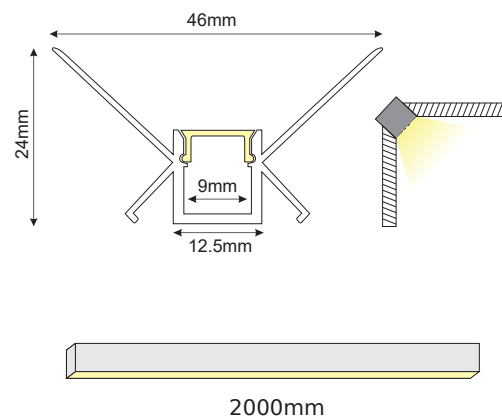
MARGO




MARGO
TRIMLESS

ALU PC LT 75%

	
P123/U	MARGO trimless προφίλ με οπάλ κάλυμμα / MARGO trimless profile with opal diffuser MARGO trimless profil s opalovým krytem / MARGO trimless профил с опалов капак
EP123	Σετ πλαστικές τάπες 2τεμ. με & χωρίς τρύπα / Set 2pcs plastic caps with & without hole Sada 2ks plastových víček s otvorem a bez otvoru / Пластмасови капачки 2бр с и без дупка







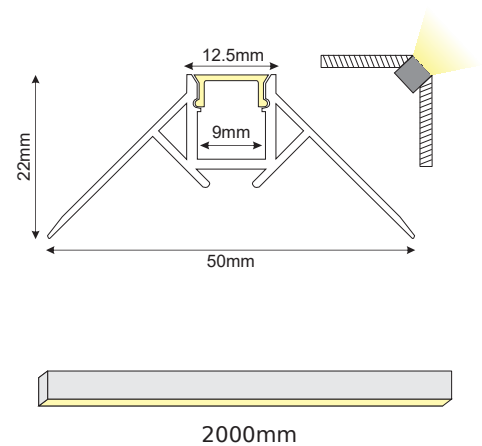
ISLA

TRIMLESS




○ ALU ● PC ● LT 75%

	
P122U	ISLA trimless προφίλ με οπάλ κάλυμμα / ISLA trimless profile with opal diffuser ISLA trimless profil s opálovým krytem / ISLA trimless профил с опалов капак
EP123	Σετ πλαστικές τάπες 2τεμ. με & χωρίς τρύπα / Set 2pcs plastic caps with & without hole Sada 2ks plastových víček s otvorem a bez otvoru / Пластмасови капачки 2бр с и без дупка





BROCK

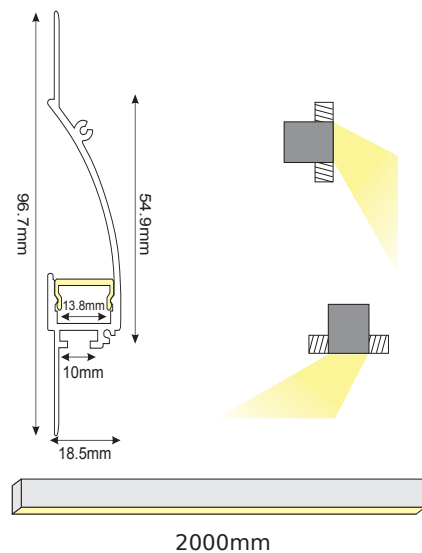




BROCK TRIMLESS



○ ALU
 ○ PC
 ○ LT 75%

	
P173U	BROCK trimless προφίλ με οπάλ κάλυμμα / BROCK trimless profile with opal diffuser BROCK trimless profil s opalovým krytem / BROCK trimless профил с опалов капак
EP173	Σετ μεταλλικές τάπες 2τεμ. με & χωρίς τρύπα / Set 2pcs metal caps with & without hole Sada 2ks kovových víček s otvorem a bez otvoru / Метални капачки 2бр с и без дупка
MCPTS180	180° Σύνδεσμος / Connector / Konektor / Конектор








SLID

TRIMLESS

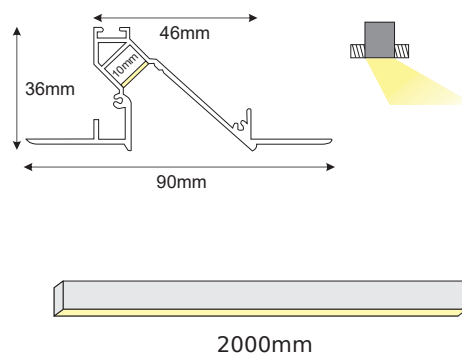
○ ALU
○ PC
○ LT 75%

	
P136U	SLID trimless λευκό προφίλ με οπάλ κάλυμμα / SLID trimless white profile with opal diffuser SLID trimless bílý profil s opálovým krytem / SLID trimless бяло профил с опалов капак
EP136	Σετ μεταλλικές τάπες 2τεμ. χωρίς τρύπα / Set 2pcs metal caps without hole Sada 2ks kovových víček bez otvoru / Метални капачки без дупка



RAL9003

ΛΕΥΚΟ / WHITE
BÍLÁ / БЯЛО





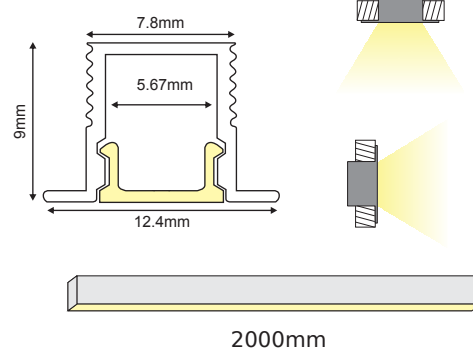
ERIN



ERIN RECESSED

○ ALU
 ○ PC
 LT 75%

	
P189U	ERIN προφίλ με οπάλ κάλυμμα / ERIN profile with opal diffuser ERIN profil s opalovým krytem / ERIN профил с опалов капак
EP189	Σετ πλαστικές τάπες 2τεμ. με & χωρίς τρύπα / Set 2pcs plastic caps with & without hole Sada 2ks plastových víček s otvorem a bez otvoru / Пластмасови капачки 2бр с и без дупка
MC189	Μεταλλικό κλιπ στερέωσης / Metal mounting clip Kovová montážní spona / Метални монтажни скоби



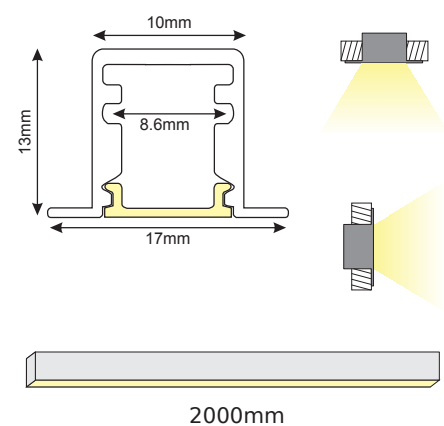


LESTE

RECESSED

○ ALU
 ○ PC
 ○ LT 75%

🔒	✍️
P160/U	LESTE προφίλ με οπάλ κάλυμμα / LESTE profile with opal diffuser LESTE profil s opalovým krytem / LESTE профил с опалов капак
EP160	Σετ πλαστικές τάπες 2τεμ. με & χωρίς τρύπα / Set 2pcs plastic caps with & without hole Sada 2ks plastových víček s otvorem a bez otvoru / Пластмасови капачки 2бр с и без дупка
MC160 MC151162	Μεταλλικό κλιπ στερέωσης / Metal mounting clip Κονοβά montážní spona / Метални монтажни скоби



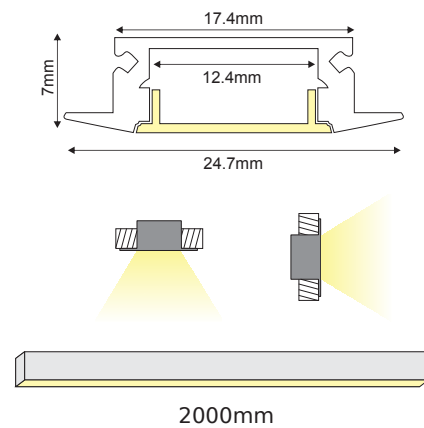
MINI



MINI RECESSED

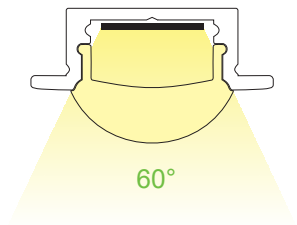
○ ALU
 ○ PC
 ● LT 75%
 📦 10%

🔒	✍️	📦
P108U	MINI προφίλ με οπάλ κάλυμμα / MINI profile with opal diffuser MINI profil s opálovým krytem / MINI профил с опалов капак	200m
EP108	Σετ πλαστικές τάπες 2τεμ. με & χωρίς τρύπα / Set 2pcs plastic caps with & without hole Sada 2ks plastových víček s otvorem a bez otvoru / Пластмасови капачки 2бр с и без дупка	-
MC108109	Μεταλλικό κλιπ στερέωσης / Metal mounting clip Κονοβά montážní spona / Метални монтажни скоби	-





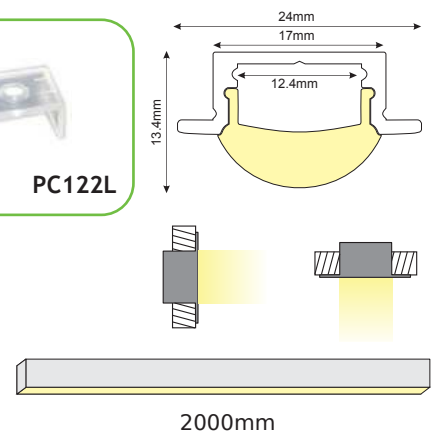


ESME
RECESSED



○ ALU
 ○ PC
 ○ LT 75%

	
P101/U	ESME 60° προφίλ με ημιδιαφανές κάλυμμα / ESME 60° profile with semi clear diffuser ESME 60° profil s polopriehľadným krytom / ESME 60° профил с полу-прозрачно капак
EP101	Σετ πλαστικές τάπες 2τεμ. με & χωρίς τρύπα / Set 2pcs plastic caps with & without hole Sada 2ks plastových víček s otvorem a bez otvoru / Пластмасови капачки 2бр с и без дупка
MC2LA101	Μεταλλικό κλιπ στερέωσης / Metal mounting clip Kovová montážní spona / Метални монтажни скоби
*PC122L	Πλαστικό κλιπ στερέωσης / Plastic mounting clip Plastových montážní spona / Пластмасови монтажни скоби





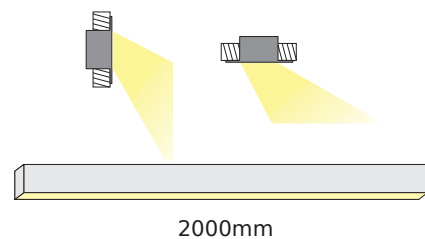
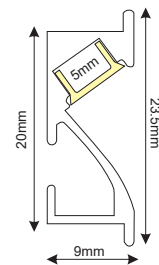
АРУ



АРУ RECESSED

○ ALU
 ○ PC
 ● LT 75%



	
P168/U	АРУ профил ασύμμετρου φωτισμού με οπάλ κάλυμμα / ARPY asymmetrical lighting profile with opal diffuser ARPY asymetrické osvětlení profil s opálovým krytem / ARPY асиметрично осветление профил с опалов капак
EP168	Σετ πλαστικές τάπες 2τεμ. με τρύπες / Set 2pcs plastic caps with holes Sada 2ks plastových víček s otvorem / Пластмасови капачки 2бр с дупка

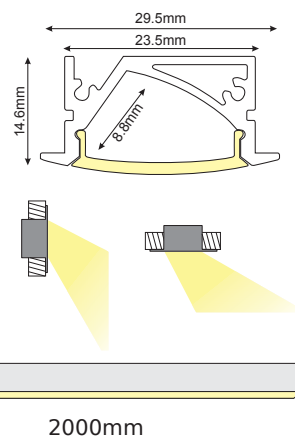





LEVI
RECESSED

ALU
 PC
 LT 75%

	
P191/U	LEVI προφίλ ασύμμετρου φωτισμού με οπάλ κάλυμμα / LEVI asymmetrical lighting profile with opal diffuser LEVI asymetrické osvětlení profil s opalovým krytem / LEVI асиметрично освітлення профiл с опалов капак
EP191	Σετ πλαστικές τάπες 2τεμ. με & χωρίς τρύπα / Set 2pcs plastic caps with & without hole Sada 2ks plastových víček s otvorem a bez otvoru / Пластмасови капачки 2бр с и без дупка
SC191	Μεταλλικό ελατήριο στερέωσης / Metal mounting spring Kovoné upevňovací pružiny / Метални закрепващи пружини
MC191	Μεταλλικό κλιπ στερέωσης / Metal mounting clip Kovoná montážní spona / Метални монтажни скоби



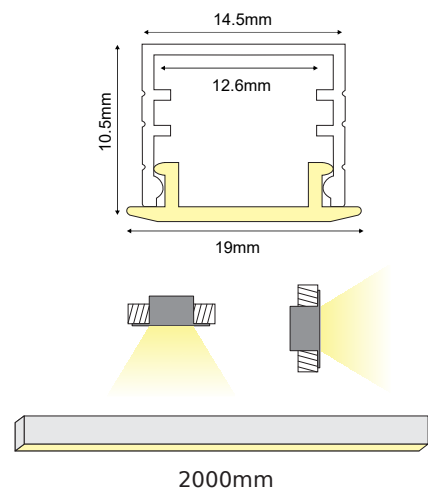
MINA



MINA
SEMI TRIMLESS

○ ALU
 ○ PC
 ○ LT 75%

P139N/U	MINA semi trimless προφίλ με οπάλ κάλυμμα / MINA semi trimless profile with opal diffuser MINA semi trimless profil s opalovým krytem / MINA semi trimless профил с опалов капак
EP139N	Σετ λευκές πλαστικές τάπες 2τεμ. με τρύπα / Set 2pcs plastic white caps with holes Sada 2ks plastových víček s otvorem / Пластмасови капачки 2бр с дупка





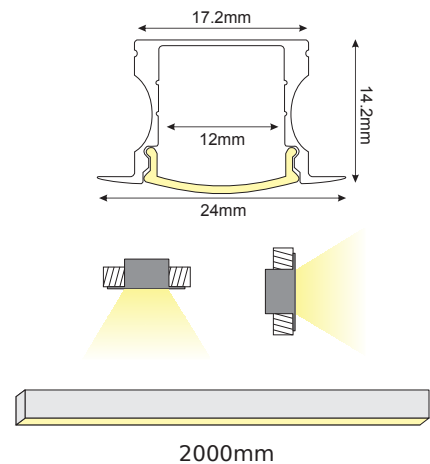
HAZEL

RECESSED



○ ALU
 ○ PC
 ○ LT 75%

🔒	✍️
P115/U	HAZEL προφίλ με οπάλ κάλυμμα / HAZEL profile with opal diffuser HAZEL profil s opálovým krytem / HAZEL профил с опалов капак
EP115	Σετ πλαστικές τάπες 2τεμ. με & χωρίς τρύπα / Set 2pcs plastic caps with & without hole Sada 2ks plastových víček s otvorem a bez otvoru / Пластмасови капачки 2бр с и без дупка
MC113	Μεταλλικό κλιπ στερέωσης / Metal mounting clip Κονοβά montážní spona / Метални монтажни скоби





BROOK

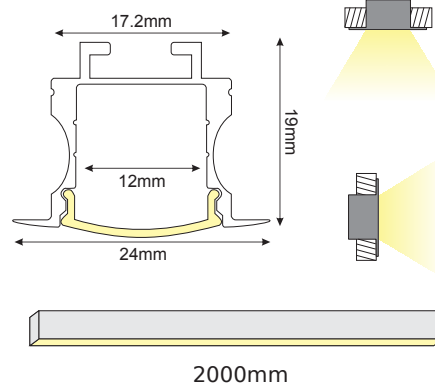


BROOK

RECESSED

○ ALU
 ○ PC
 ● LT 75%

	
P116/U	BROOK προφίλ με οπάλ κάλυμμα / BROOK profile with opal diffuser BROOK profil s opalovým krytím / BROOK профил с опалов капак
EP115	Σετ πλαστικές τάπες 2τεμ. με & χωρίς τρύπα / Set 2pcs plastic caps with & without hole Sada 2ks plastových víček s otvorem a bez otvoru / Пластмасови капачки 2бр с и без дупка
SC115	Μεταλλικό ελατήριο στερέωσης / Metal mounting spring Κοινόνε ureňňovací pružiny / Метални закрепващи пружини





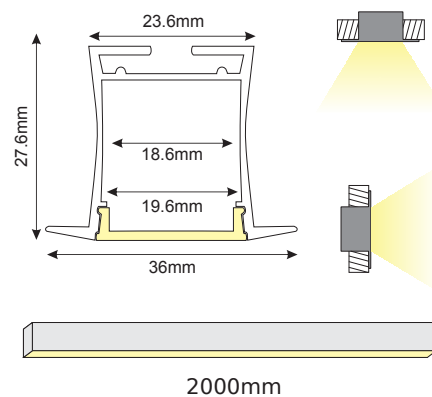
GENO

RECESSED



○ ALU
 ○ PC
 ○ LT 75%

P171U	GENO προφίλ με οπάλ κάλυμμα / GENO profile with opal diffuser GENO profil s opálovým krytím / GENO профил с опалов капак
EP171	Σετ πλαστικές τάπες 2τεμ. με & χωρίς τρύπα / Set 2pcs plastic caps with & without hole Sada 2ks plastových víček s otvorem a bez otvoru / Пластмасови капачки 2бр с и без дупка
SC171	Μεταλλικό ελατήριο στερέωσης / Metal mounting spring Κονόνε ureňňovací pružiny / Метални закрепващи пружини

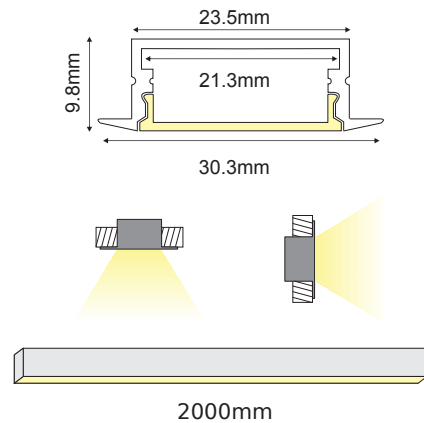




NORM
RECESSED

ALU
PC
LT 75%
10%



Icon	Description	Icon
	P119U NORM προφίλ με οπάλ κάλυμμα / NORM profile with opal diffuser NORM profil s opálovým krytím / NORM профил с опалов капак	
	EP119 Σετ πλαστικές τάπες 2τεμ. με & χωρίς τρύπα / Set 2pcs plastic caps with & without hole Sada 2ks plastových víček s otvorem a bez otvoru / Пластмасови капачки 2бр с и без дупка	
	MC117119 Μεταλλικό κλιπ στερέωσης / Metal mounting clip Kovoná montážní spona / Метални монтажни скоби	



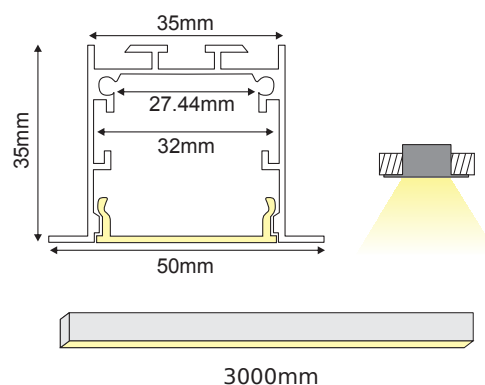


VYLO
RECESSED

○ ALU ● PC ● LT 75%

	
P211/U	VYLO προφίλ με οπάλ κάλυμμα / VYLO profile with opal diffuser VYLO profil s opálovým krytem / VYLO профил с опалов капак
EP211	Σετ μεταλλικές τάπες 2τεμ. χωρίς τρύπα / Set 2pcs metal caps without hole Sada 2ks kovových víček bez otvoru / Метални капачки 2бр без дупка
SC211	Μεταλλικό ελατήριο στερέωσης / Metal mounting spring Κονοπέ ureňňovací pružiny / Метални закрепващи пружини
MCPTS180	180° Σύνδεσμος / Connector / Konektor / Конектор (TOP & SIDE) *3
MCPS90	90° Σύνδεσμος / Connector / Konektor / Конектор (SIDE) *2
MCPT90	90° Σύνδεσμος / Connector / Konektor / Конектор (TOP)

i *Απαραίτητος αριθμός συνδέσμων για σύνδεση σε ευθεία ή γωνία / Required number of connectors for straight or angled connection
Požadovaný počet konektorů pro přímé nebo úhlové připojení / Необходим брой конектори за права или ъглова връзка



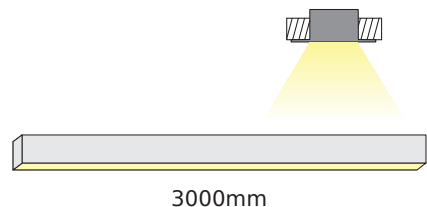
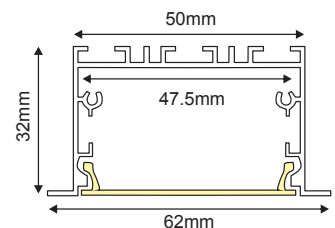



WILA
RECESSED

ALU PC LT 75%

Icon	Description
	P281U WILA προφίλ με οπάλ κάλυμμα / WILA profile with opal diffuser WILA profil s opalovým krytém / WILA профил с опалов капак
	EP281 Σετ μεταλλικές τάπες 2τεμ. χωρίς τρύπα / Set 2pcs metal caps without hole Sada 2ks kovových víček bez otvoru / Метални капачки 2бр без дупка
	SC281 Μεταλλικό ελατήριο στερέωσης / Metal mounting spring Κοινό ερεπνοσací pružiny / Метални закрепващи пружини
	*CRYSTA PMMA πρισματικό κάλυμμα / PMMA prismatic diffuser PMMA prizmatický kryt / PMMA призматичен капак 2000mm
	MCPTS180 180° Σύνδεσμος / Connector / Konektor / Конектор (TOP & SIDE) *3
	MCPS90 90° Σύνδεσμος / Connector / Konektor / Конектор (SIDE) *2
	MCPT90 90° Σύνδεσμος / Connector / Konektor / Конектор (TOP)

i *Απαραίτητος αριθμός συνδέσμων για σύνδεση σε ευθεία ή γωνία / Required number of connectors for straight or angled connection
Požadovaný počet konektorů pro římné nebo úhlové připojení / Необходим брой конектори за права или ъглова връзка



*Υπό κατάργηση / Under abolition / Postupně zrušení / Подлежат на постепенно отстраняване



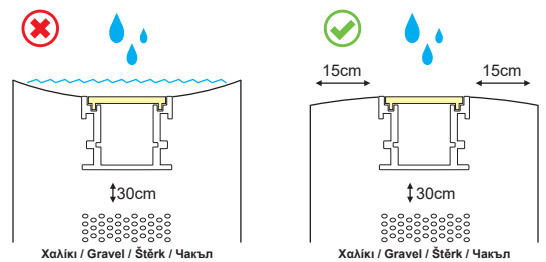
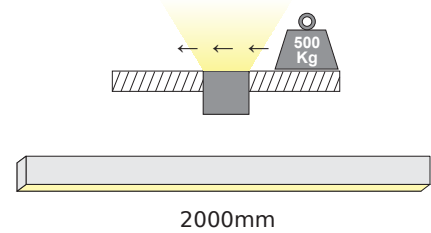
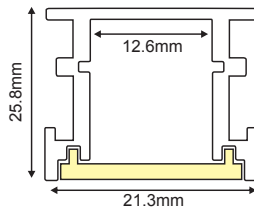
AVAH
INGROUND



- ALU
- PC
- IP20
- LT 75%

P132U	AVAH προφίλ ενδοδαπέδιο με οπάλ κάλυμμα / AVAH inground profile with opal diffuser AVAH podlahové profil s opalovým krytím / AVAH подово профил с опалов капак
EP132	Σετ πλαστικές τάπες 2τεμ. με & χωρίς τρύπα / Set 2pcs plastic caps with & without hole Sada 2ks plastových víček s otvorem a bez otvoru / Пластмасови капачки 2бр с и без дупка

IP67 / 68 LED STRIP


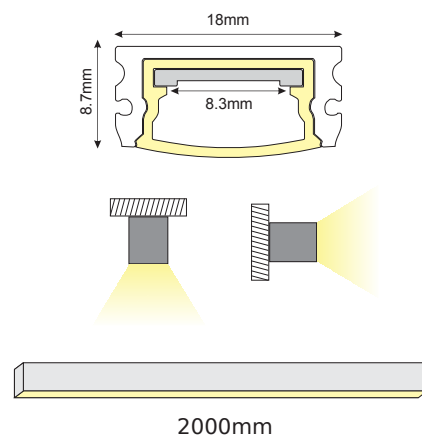




LOREL
WATERPROOF

○ ALU
 ○ PC
 ● IP65
 ● LT 75%

P146/U	LOREL αδιάβροχο προφίλ με οπάλ κάλυμμα / LOREL waterproof profile with opal diffuser LOREL vodotěsné profil s opalovým krytem / LOREL водоустойчив профил с опалов капак
EP146	Σετ τάπες σιλικόνης & πλαστικές 4τεμ. με & χωρίς τρύπα / Set 4pcs silicone & plastic caps with & without hole Sada 4ks silikonové a plastových víček s otvorem a bez otvoru / Силиконови и пластмасови капачки 4бр с и без дупка
MC146147	Μεταλλικό κλιπ στερέωσης / Metal mounting clip Kovová montážní spona / Метални монтажни скоби




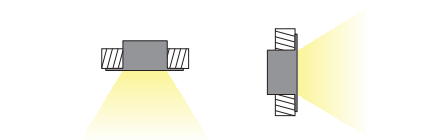
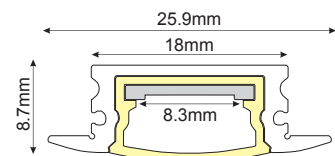


EDITH

WATERPROOF

○ ALU
 ○ PC
 ○ IP65
 ○ LT 75%

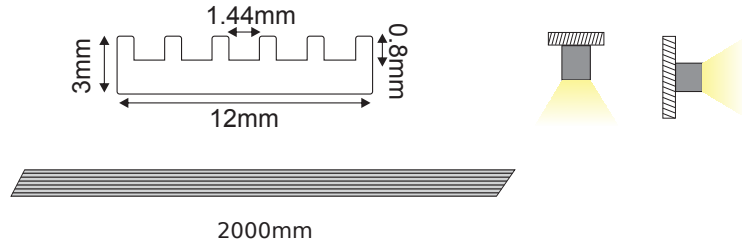
P147U	EDITH αδιάβροχο προφίλ με οπάλ κάλυμμα / EDITH waterproof profile with opal diffuser EDITH vodotěsné profil s opalovým krytem / EDITH водоустойчив профил с опалов капак
EP147	Σετ τάπερ σιλικόνης & πλαστικές 4τεμ. με & χωρίς τρύπα / Set 4pcs silicone & plastic caps with & without hole Sada 4ks silikonové a plastových víček s otvorem a bez otvoru / Силиконови и пластмасови капачки 4бр с и без дупка
MC146147	Μεταλλικό κλιπ στερέωσης / Metal mounting clip Κονová montážní spona / Метални монтажни скоби



SIM



P42AU



ALU

P42AU	SIM προφίλ απαγωγής θερμότητας / SIM heat dissipation profile SIM profil tepelného managementu / SIM профил за управление на топлината

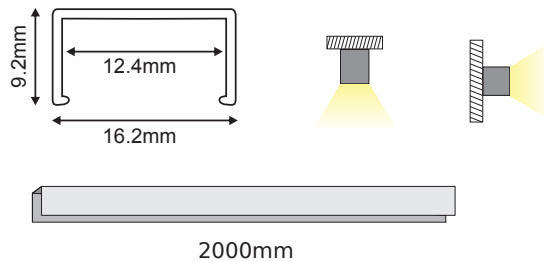


• P42A : Μη ανοδιωμένο / Non anodised / Není anodizovaný / Не анодизиран.

PLO



P126



ALU



P126	PLO προφίλ απαγωγής θερμότητας χωρίς κάλυμμα / PLO heat dissipation profile without diffuser PLO profil tepelného managementu bez krytu / PLO профил за управление на топлината без капак

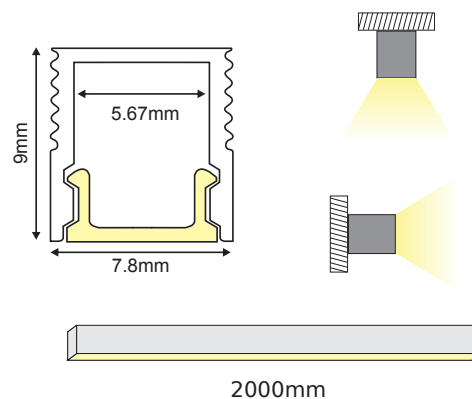


REGO

CEILING / WALL

ALU PC LT 75%



	
P178U	REGO προφίλ με οπάλ κάλυμμα / REGO profil with opal diffuser REGO profil s opálovým krytím / REGO профил с опалов капак
EP178	Σετ πλαστικές τάπες 2τεμ. με & χωρίς τρύπα / Set 2pcs plastic caps with & without hole Sada 2ks plastových víček s otvorem a bez otvoru / Пластмасови капачки 2бр с и без дупка
MC189	Μεταλλικό κλιπ στερέωσης / Metal mounting clip Kovoná montážní spona / Метални монтажни скоби

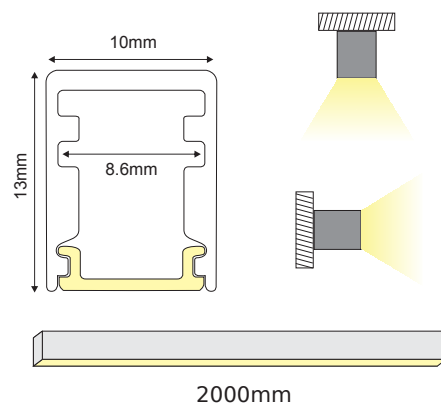




TIN
CEILING / WALL

○ ALU
 ● PC
 ● LT 75%

	
P162/U	TIN προφίλ με οπάλ κάλυμμα / TIN profile with opal diffuser TIN profil s opalovým krytem / TIN профил с опалов капак
EP162	Σετ πλαστικές τάπες 2τεμ. με & χωρίς τρύπα / Set 2pcs plastic caps with & without hole Sada 2ks plastových víček s otvorem a bez otvoru / Пластмасови капачки 2бр с и без дупка
MC151162	Μεταλλικό κλιπ στερέωσης / Metal mounting clip Kovová montážní spona / Метални монтажни скоби








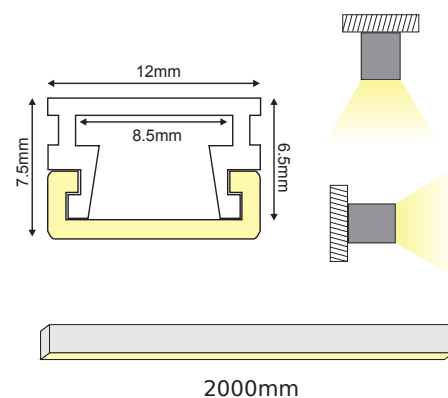
BRAEL

CEILING / WALL



○ ALU
 ○ PC
 ○ LT 75%
 📦 10%

		
P127/U	BRAEL προφίλ με οπάλ κάλυμμα / BRAEL profile with opal diffuser BRAEL profil s opálovým krytím / BRAEL профил с опалов капак	200m
EP127	Σετ πλαστικές τάπες 2τεμ. με & χωρίς τρύπα / Set 2pcs plastic caps with & without hole Sada 2ks plastových víček s otvorem a bez otvoru / Пластмасови капачки 2бр с и без дупка	-
MC127	Μεταλλικό κλιπ στερέωσης / Metal mounting clip Κοινόβá montážní spona / Метални монтажни скоби	-



MICRO



MICRO

CEILING / WALL

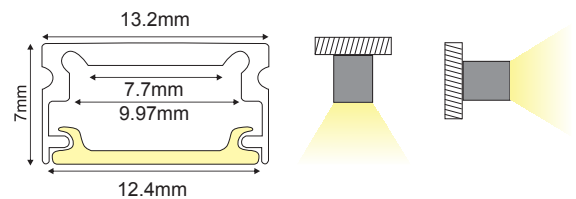
○ ALU
 ○ PC
 ○ LT 75%
 📦 10%

🔒	✍️	📦
P151U	MICRO προφίλ με οπάλ κάλυμμα / MICRO profile with opal diffuser MICRO profil s opálovým krytem / MICRO профил с опалов капак	200m
P151W/U	Λευκό MICRO προφίλ με οπάλ κάλυμμα / White MICRO profile with opal diffuser Bílý MICRO profil s opálovým kryt / Бял MICRO профил с опалов капак	
P151B/U	Μαύρο MICRO προφίλ με οπάλ κάλυμμα / Black MICRO profile with opal diffuser Černý MICRO profil s opálovým kryt / Черен MICRO профил с опалов капак	
EP151	Σετ λευκές πλαστικές τάπες 2τεμ. με τρύπα / Set 2pcs plastic white caps with hole Sada 2ks plastových bílá víček s otvorem / Пластмасови бял капачки 2бр с дупка	-
EP151B	Σετ πλαστικές μαύρες τάπες 2τεμ. με τρύπα / Set 2pcs plastic black caps with hole Sada 2ks plastových černé víček s otvorem / Пластмасови черни капачки 2бр с дупка	
MC151162	Μεταλλικό κλιπ στερέωσης / Metal mounting clip Kovoná montážní spona / Метални монтажни скоби	
MC151162W	Λευκό μεταλλικό κλιπ στερέωσης / White metal mounting clip Bílá kovoná montážní spona / Бял метални монтажни скоби	
MC151162B	Μαύρο μεταλλικό κλιπ στερέωσης / Black metal mounting clip Černá kovoná montážní spona / Черен метални монтажни скоби	



RAL9003
ΛΕΥΚΟ / WHITE
BÍLÁ / БЯЛО

RAL9005
ΜΑΥΡΟ / BLACK
ČERNÁ / ЧЕРНО



2000mm



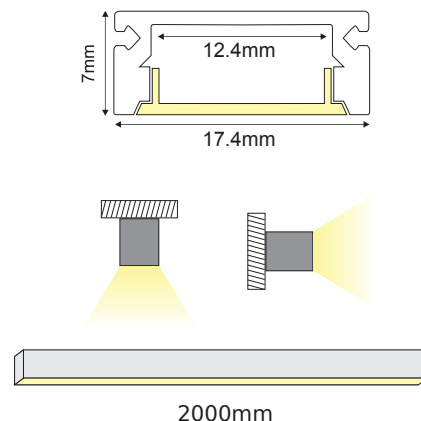
MINI

CEILING / WALL

ALUMINUM PROFILES

○ ALU
○ PC
○ LT 75%
📦 10%

📦	✍️	📦
P109U	MINI προφίλ με οπάλ κάλυμμα / MINI profile with opal diffuser MINI profil s opálovým krytem / MINI профил с опалов капак	200m
EP109	Σετ πλαστικές τάπες 2τεμ. με & χωρίς τρύπα / Set 2pcs plastic caps with & without hole Sada 2ks plastových víček s otvorem a bez otvoru / Пластмасови капачки 2бр с и без дупка	-
MC108109	Μεταλλικό κλιπ στερέωσης / Metal mounting clip Kovová montážní spona / Метални монтажни скоби	-





RAINA

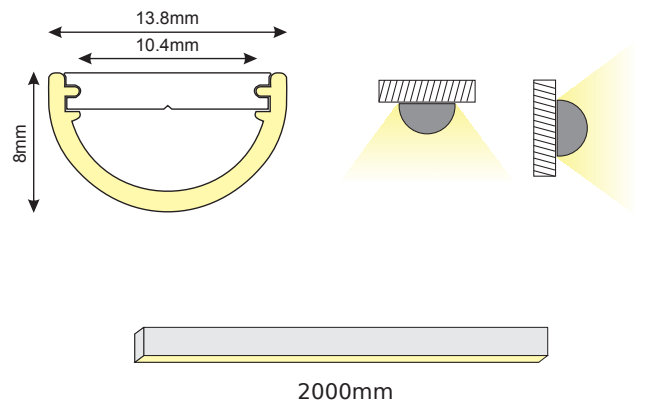


RAINA

CEILING / WALL

ALU
 PC
 LT 75%

	
P172U	RAINA προφίλ με οπάλ κάλυμμα / RAINA profile with opal diffuser RAINA profil s opalovým krytím / RAINA профил с опалов капак
EP172	Σετ πλαστικές τάπες 2τεμ. με & χωρίς τρύπα / Set 2pcs plastic caps with & without hole Sada 2ks plastových víček s otvorem a bez otvoru / Пластмасови капачки 2бр с и без дупка



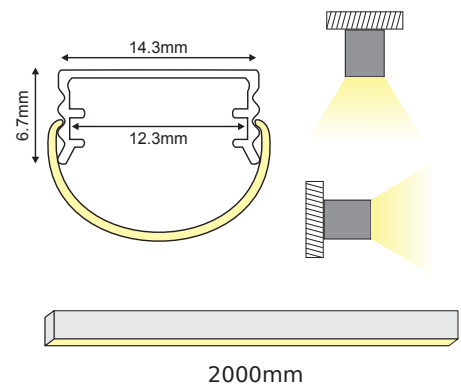


CRUZ
CEILING / WALL

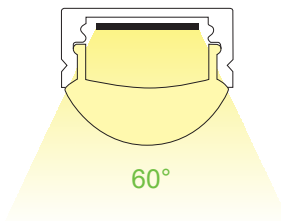



○ ALU
○ PC
○ LT 75%
📦 10%

📦	✍️	📦
P163U	CRUZ προφίλ με οπάλ κάλυμμα / CRUZ profile with opal diffuser CRUZ profil s opalovým krytem / CRUZ профил с опалов капак	200m
EP163	Σετ πλαστικές τάπες 2τεμ. με τρύπα / Set 2pcs plastic caps with hole Sada 2ks plastových víček s otvorem / Пластмасови капачки 2бр с дупка	-
MC163	Μεταλλικό κλιπ στερέωσης / Metal mounting clip Kovová montážní spona / Метални монтажни скоби	



FOCUS 60°

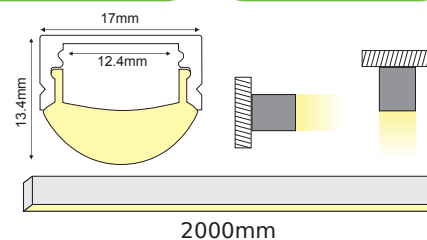


FOCUS

CEILING / WALL

ALU
 PC
 LT 80%

P2LA/U	FOCUS 60° προφίλ με ημιδιαφανές κάλυμμα / FOCUS 60° profile with semi clear diffuser FOCUS 60° profil s poloprůhledným krytem / FOCUS 60° профил с полу-прозрачно капак
EP2L	Σετ πλαστικές τάπες 2τεμ. με & χωρίς τρύπα / Set 2pcs plastic caps with & without hole Sada 2ks plastových víček s otvorem a bez otvoru / Пластмасови капачки 2бр с и без дупка
MC2LA101	Μεταλλικό κλιπ στερέωσης / Metal mounting clip Kovoná montážní spona / Метални монтажни скоби
*PC122L	Πλαστικό κλιπ στερέωσης / Plastic mounting clip Plastových montážní spona / Пластмасови монтажни скоби
*RMC122L	Περιστρεφόμενη επιτοίχια βάση / Rotating metal wall mounting clip Otáčející se kovový klip pro montáž na stěnu / Въртяща се метална скоба за монтаж на стена



*Υπό κατάργηση / Under abolition / Postupně zrušení / Подлежат на постепенно отстраняване

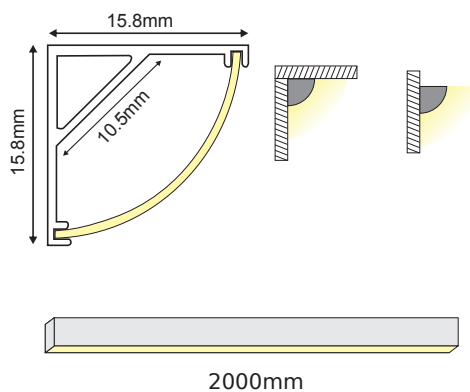


CORN

CEILING / WALL

○ ALU
 ○ PC
 ● LT 75%
 📦 10%

📦	✍️	📦
P161U	CORN προφίλ με οπάλ κάλυμμα / CORN profile with opal diffuser CORN profil s opalovým krytím / CORN профил с опалов капак	200m
EP161	Σετ πλαστικές τάπες 2τεμ. με & χωρίς τρύπα / Set 2pcs plastic caps with & without hole Sada 2ks plastových víček s otvorem a bez otvoru / Пластмасови капачки 2бр с и без дупка	-
MC161	Μεταλλικό κλιπ στερέωσης / Metal mounting clip Κοινόβ montážní spona / Метални монтажни скоби	-





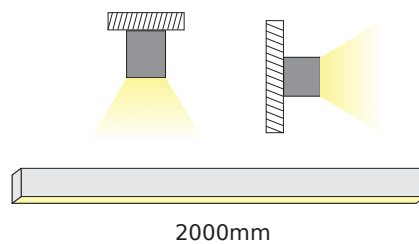
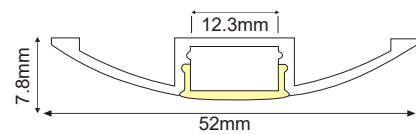
2WING



2WING
CEILING / WALL

○ ALU
 ○ PC
 ○ LT 75%

	
P21N/U	2WING προφίλ με οπάλ κάλυμμα / 2WING profile with opal diffuser 2WING profil s opálovým krytem / 2WING профил с опалов капак
EP21N	Σετ πλαστικές τάπες 2τεμ. με & χωρίς τρύπα / Set 2pcs plastic caps with & without hole Sada 2ks plastových víček s otvorem a bez otvoru / Пластмасови капачки 2бр с и без дупка





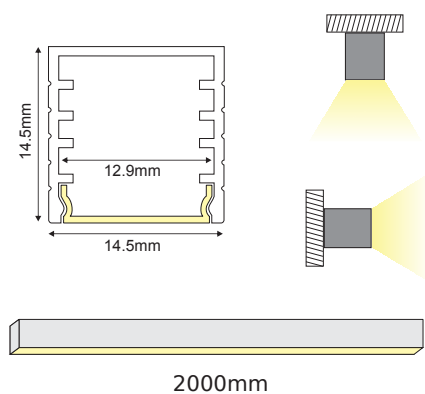
DEP

CEILING / WALL



○ ALU
 ○ PC
 ○ LT 75%

📦	📝
P124U	DEP προφίλ με οπάλ κάλυμμα / DEP profile with opal diffuser DEP profil s opálovým krytem / DEP профил с опалов капак
EP124	Σετ πλαστικές τάπες 2τεμ. με & χωρίς τρύπα / Set 2pcs plastic caps with & without hole Sada 2ks plastových víček s otvorem a bez otvoru / Пластмасови капачки 2бр с и без дупка
MC124	Μεταλλικό κλιπ στερέωσης / Metal mounting clip Κονοβά montážní spona / Метални монтажни скоби



SCAR

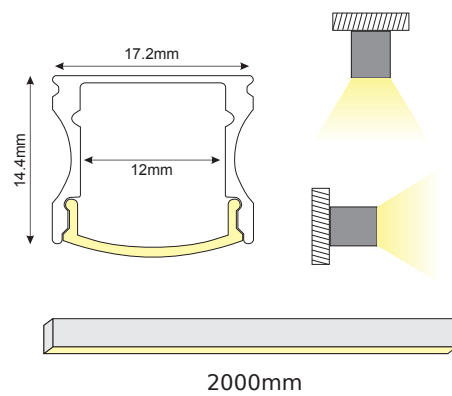


SCAR

CEILING / WALL

○ ALU
 ○ PC
 ○ LT 75%

🔒	✍️
P113U	SCAR προφίλ με οπάλ κάλυμμα / SCAR profile with opal diffuser SCAR profil s opalovým krytím / SCAR профил с опалов капак
EP113	Σετ πλαστικές τάπες 2τεμ. με & χωρίς τρύπα / Set 2pcs plastic caps with & without hole Sada 2ks plastových víček s otvorem a bez otvoru / Пластмасови капачки 2бр с и без дупка
MC113	Μεταλλικό κλιπ στερέωσης / Metal mounting clip Kovová montážní spona / Метални монтажни скоби



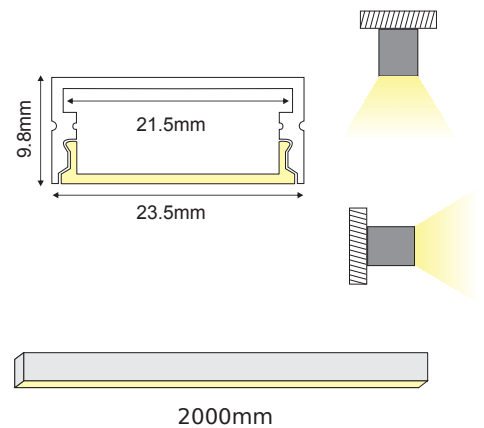


NORM

CEILING / WALL

ALU
PC
LT 75%
10%




🔒	✍️	📦
P117U	NORM προφίλ με οπάλ κάλυμμα / NORM profile with opal diffuser NORM profil s opalovým krytím / NORM профил с опалов капак	200m
EP117	Σετ πλαστικές τάπες 2τεμ. με & χωρίς τρύπα / Set 2pcs plastic caps with & without hole Sada 2ks plastových víček s otvorem a bez otvoru / Пластмасови капачки 2бр с и без дупка	-
MC117119	Μεταλλικό κλιπ στερέωσης / Metal mounting clip Kovoná montážní spona / Метални монтажни скоби	-



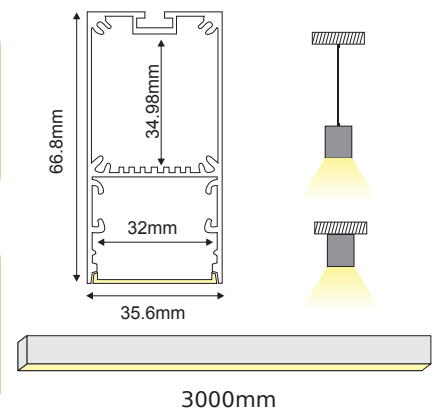


NERI
CEILING / PENDANT

○ ALU
 ● PC
 ○ LT 75%

	
P210U	NERI προφίλ με οπάλ κάλυμμα / NERI profile with opal diffuser NERI profil s opalovým krytem / NERI профил с опалов капак
EP210	Σετ μεταλλικές τάπες 2τεμ. χωρίς τρύπα / Set 2pcs metal caps without hole Sada 2ks kovových víček bez otvoru / Метални капачки 2бр без дупка
EP210NH	Σετ μεταλλικές τάπες 2τεμ. χωρίς βίδες / Set 2pcs metal caps without screws Sada 2ks kovových víček bez šroubů / Метални капачки 2бр без винтове
MC207210	Μεταλλικό κλιπ στερέωσης / Metal mounting clip Κοινόvά montážní spona / Метални монтажни скоби
SW210	Ατσάλινα ντίζα 2 μέτρων με ρυθμιζόμενο ύψος / Steel wire 2m with adjustable height 2m ocelový nastavitelný kabel s nastavitelnou výškou / 2 метра стоманен кабел с регулируема височина
SW4M	Ατσάλινα ντίζα 4 μέτρων / Steel wire 4m 4m ocelový nastavitelný kabel / 4 метра стоманен кабел  SW210
MCPTS180	180° Σύνδεσμος / Connector / Konektor / Конектор (TOP & SIDE) *3
MCPS90	90° Σύνδεσμος / Connector / Konektor / Конектор (SIDE) *2
MCPT90	90° Σύνδεσμος / Connector / Konektor / Конектор (TOP)

i
 *Απαραίτητος αριθμός συνδέσμων για σύνδεση σε ευθεία ή γωνία / Required number of connectors for straight or angled connection
 Požadovaný počet konektorů pro římné nebo úhlové připojení / Необходим брой конектори за права или ъглова връзка





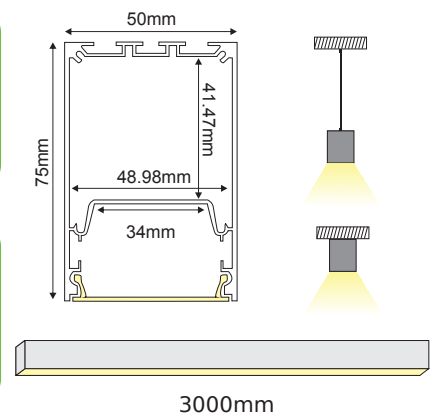
MILO

CEILING / PENDANT



P207U	MILO προφίλ με οπάλ κάλυμμα / MILO profile with opal diffuser MILO profil s opálovým krytem / MILO профил с опалов капак
EP207	Σετ μεταλλικές τάπες 2τεμ. χωρίς τρύπα / Set 2pcs metal caps without hole Sada 2ks kovových víček bez otvoru / Метални капачки 2бр без дупка
EP207NH	Σετ μεταλλικές τάπες 2τεμ. χωρίς βίδες / Set 2pcs metal caps without screws Sada 2ks kovových víček bez šroubů / Метални капачки 2бр без винтове
MC207210	Μεταλλικό κλιπ στερέωσης / Metal mounting clip Κοινόβια montážní spona / Метални монтажни скоби
SW210	Ατσάλνια ντίζα 2 μέτρων με ρυθμιζόμενο ύψος / Steel wire 2m with adjustable height 2m ocelový nastaviteľný kabel s nastaviteľnou výškou / 2 метра стоманен кабел с регулируема височина
SW4M	Ατσάλνια ντίζα 4 μέτρων / Steel wire 4m 4m ocelový nastaviteľný kabel / 4 метра стоманен кабел SW210
MCPTS180	180° Σύνδεσμος / Connector / Konektor / Конектор (TOP & SIDE) *3
MCPS90	90° Σύνδεσμος / Connector / Konektor / Конектор (SIDE) *2
MCPT90	90° Σύνδεσμος / Connector / Konektor / Конектор (TOP)

i *Απαραίτητος αριθμός συνδέσμων για σύνδεση σε ευθεία ή γωνία / Required number of connectors for straight or angled connection
Požadovaný počet konektorů pro přímé nebo úhlové připojení / Необходим брой конектори за права или ъглова връзка








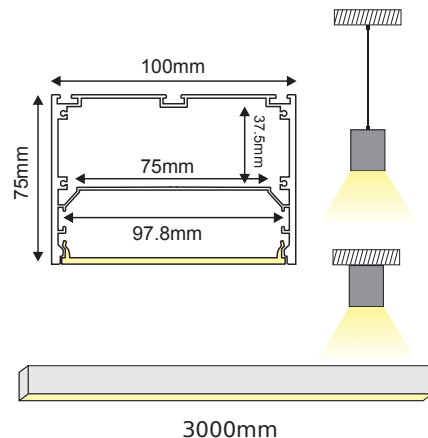
INIGO

CEILING / PENDANT

○ ALU
 ● PC
 LT 75%

	
P224/U	INIGO προφίλ με οπάλ κάλυμμα / INIGO profile with opal diffuser INIGO profil s opálovým krytem / INIGO профил с опалов капак
EP224	Σετ μεταλλικές τάπες 2τεμ. χωρίς τρύπα / Set 2pcs metal caps without hole Sada 2ks kovových víček bez otvoru / Метални капачки 2бр без дупка
SW210	Ατσαλένια ντίζα 2 μέτρων με ρυθμιζόμενο ύψος / Steel wire 2m with adjustable height 2m ocelový nastaviteľný kábel s nastaviteľnou výškou / 2 метра стоманен кабел с регулируема височина
SW4M	Ατσαλένια ντίζα 4 μέτρων / Steel wire 4m 4m ocelový nastaviteľný kábel / 4 метра стоманен кабел  SW210
AC.1013	Μεταλλικό στήριγμα οροφής / Metal ceiling mounting clip Kovová stropní montážní spona / Метална скоба за монтаж на таван
MCPTS180	180° Σύνδεσμος / Connector / Konektor / Конектор (TOP & SIDE) *4
MCPS90	90° Σύνδεσμος / Connector / Konektor / Конектор (SIDE) *2
MCPT90	90° Σύνδεσμος / Connector / Konektor / Конектор (TOP)

i
 *Απαραίτητος αριθμός συνδέσμων για σύνδεση σε ευθεία ή γωνία / Required number of connectors for straight or angled connection
 Požadovaný počet konektorů pro přímé nebo úhlové připojení / Необходим брой конектори за права или ъглова връзка






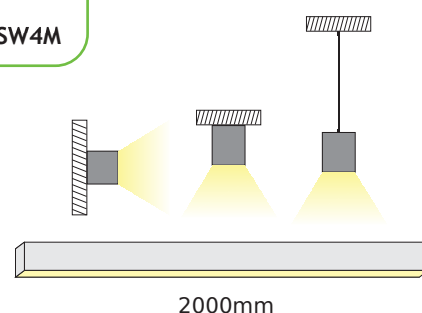
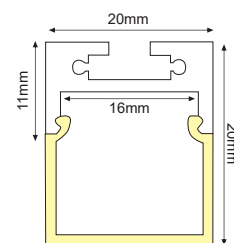


PEND

CEILING / WALL / PENDANT

○ ALU
 ● PMMA
 ● LT 80%

	
P28NU	PEND προφίλ με ημιδιαφανές κάλυμμα / PEND profile with semi clear diffuser PEND profil s poloprůhledným krytem / PEND профил с полу-прозрачно капак
EP28N	Σετ πλαστικές τάπες 2τεμ. με τρύπες / Set 2pcs plastic caps with holes Sada 2ks plastových víček s otvorem / Пластмасови капачки 2бр с дупка
SW210	Ατσαλένια ντίζα 2 μέτρων με ρυθμιζόμενο ύψος / Steel wire 2m with adjustable height 2m ocelový nastaviteľný kabel s nastaviteľnou výškou / 2 метра стоманен кабел с регулируема височина
SW4M	Ατσαλένια ντίζα 4 μέτρων / Steel wire 4m 4m ocelový nastaviteľný kabel / 4 метра стоманен кабел  SW210







VELOR ULTRA MINI

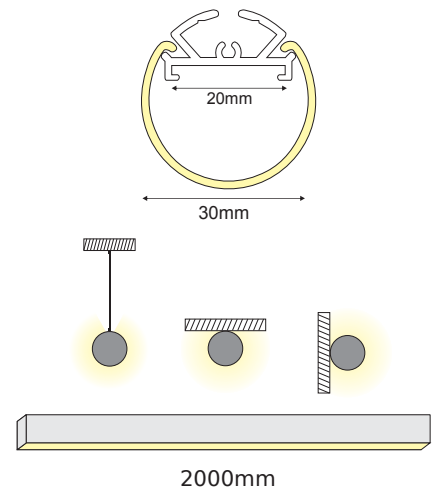


VELOR ULTRA MINI

CEILING / WALL / PENDANT

○ ALU
 ● PC
 ● LT 75%

	
P230/U	VELOR ULTRA MINI προφίλ με οπάλ κάλυμμα / VELOR ULTRA MINI profile with opal diffuser VELOR ULTRA MINI profil s opalovým krytem / VELOR ULTRA MINI профил с опалов капак
EP230	Σετ πλαστικές τάπες 2τεμ. χωρίς τρύπα / Set 2pcs plastic caps without hole Sada 2ks plastových víček bez otvoru / Пластмасови капачки 2бр без дупка
MC207210	Μεταλλικό κλιπ στερέωσης οροφής / Metal ceiling mounting clip Kovová montážní spona / Метални монтажни скоби  P66 & P230
SW210	Ατσάλινη ντίζα 2 μέτρων με ρυθμιζόμενο ύψος / Steel wire 2m with adjustable height 2m ocelový nastaviteľný kabel s nastaviteľnou výškou / 2 метра стоманен кабел с регулируема височина
SW4M	Ατσάλινη ντίζα 4 μέτρων / Steel wire 4m 4m ocelový nastaviteľný kabel / 4 метра стоманен кабел  SW210







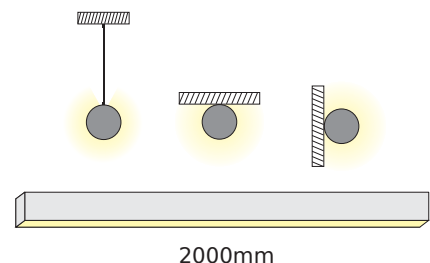
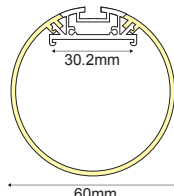


VELOR MINI

CEILING / WALL / PENDANT

○ ALU
 ● PC
 ○ LT 75%

	
P66U	VELOR MINI προφίλ με οπάλ κάλυμμα / VELOR MINI profile with opal diffuser VELOR MINI profil s opalovým krytím / VELOR MINI профил с опалов капак
EP66	Σετ πλαστικές τάπες 2τεμ. χωρίς τρύπα / Set 2pcs plastic caps without hole Sada 2ks plastových víček bez otvoru / Пластмасови капачки 2бр без дупка
MCPTS180	180° Σύνδεσμος / Connector / Konektor / Конектор
MC207210	Μεταλλικό κλιπ στερέωσης οροφής / Metal ceiling mounting clip Κονοβά montážní spona / Метални монтажни скоби  P66 & P230
SW210	Ατσαλένια ντίζα 2 μέτρων με ρυθμιζόμενο ύψος / Steel wire 2m with adjustable height 2m ocelový nastaviteľný kabel s nastaviteľnou výškou / 2 метра стоманен кабел с регулируема височина
SW4M	Ατσαλένια ντίζα 4 μέτρων / Steel wire 4m 4m ocelový nastaviteľný kabel / 4 метра стоманен кабел  SW210





CORA

CEILING / WALL / PENDANT

○ ALU
 ● PC
 ● LT 75%

P217U	CORA προφίλ με οπάλ κάλυμμα / CORA profile with opal diffuser CORA profil s opálovým krytím / CORA профил с опалов капак
EP217	Σετ μεταλλικές τάπες 2τεμ. χωρίς τρύπα / Set 2pcs metal caps without hole Sada 2ks kovových víček bez otvoru / Метални капачки 2бр без дупка
SW210	Ατσαλένια ντίζα 2 μέτρων με ρυθμιζόμενο ύψος / Steel wire 2m with adjustable height 2m ocelový nastaviteľný kábel s nastaviteľnou výškou / 2 метра стоманен кабел с регулируема височина
SW4M	Ατσαλένια ντίζα 4 μέτρων / Steel wire 4m 4m ocelový nastaviteľný kábel / 4 метра стоманен кабел SW210
MCPTS180	180° Σύνδεσμος / Connector / Konektor / Конектор *1
MCPT90	90° Σύνδεσμος / Connector / Konektor / Конектор (TOP) *1


*Απαραίτητος αριθμός συνδέσμων για σύνδεση σε ευθεία ή γωνία / Required number of connectors for straight or angled connection
 Požadovaný počet konektorů pro přímé nebo úhlové připojení / Необходим брой конектори за права или ъглова връзка





WHIP

CEILING / WALL / PENDANT



ALU






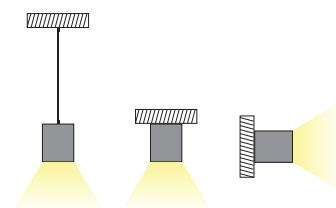
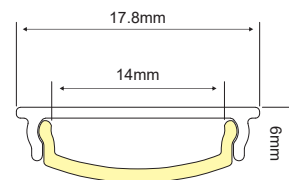

PC




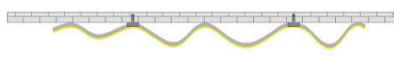
LT

80%

	
P114NU	WHIP εύκαμπτο προφίλ με οπάλ κάλυμμα / WHIP flexible profile with opal diffuser WHIP ohýbatelný profil s opalovým krytem / WHIP огъваем профил с опалов капак
EP114N	Σετ πλαστικές τάπες 2τεμ. με τρύπες / Set 2pcs plastic caps with holes Sada 2ks plastových víček s otvorem / Пластмасови капачки 2бр с дупка
MC114N	Μεταλλικό κλιπ στερέωσης / Metal mounting clip Κονοβά montážní spona / Метални монтажни скоби
SW210	Ατσαλένια ντίζα 2 μέτρων με ρυθμιζόμενο ύψος / Steel wire 2m with adjustable height 2m ocelový nastaviteľný kabel s nastaviteľnou výškou / 2 метра стоманен кабел с регулируема височина
SW4M	Ατσαλένια ντίζα 4 μέτρων / Steel wire 4m 4m ocelový nastaviteľný kabel / 4 метра стоманен кабел  SW210



150mm μέγιστη διάμετρος κάμψης / 150mm maximum bending diameter
150mm maximální gr̄mĕř ohybu / 150mm максимален диаметър на огъване








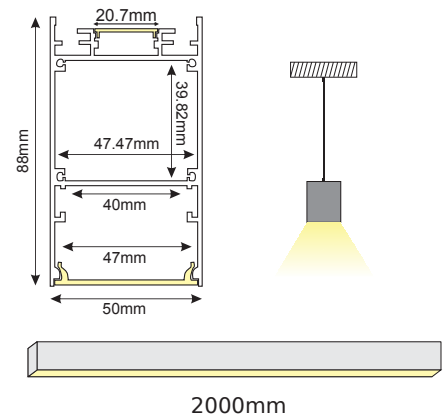
SIEN

PENDANT

ALU PC LT 75%

	
P288/U	SIEN προφίλ με οπάλ κάλυμμα / SIEN profile with opal diffuser SIEN profil s opalovým krytem / SIEN профил с опалов капак
EP288	Σετ μεταλλικές τάπες 2τεμ. χωρίς τρύπα / Set 2pcs metal caps without hole Sada 2ks kovových víček bez otvoru / Метални капачки 2бр без дупка
EP288NH	Σετ μεταλλικές τάπες 2τεμ. χωρίς βίδες / Set 2pcs metal caps without screws Sada 2ks kovových víček bez šroubů / Метални капачки 2бр без винтов
MC288	Μεταλλικό κλιπ στερέωσης / Metal mounting clip Κονοβά montážní spona / Метални монтажни скоби
SW210	Ατσάλνια ντίζα 2 μέτρων με ρυθμιζόμενο ύψος / Steel wire 2m with adjustable height 2m ocelový nastaviteľný kábel s nastaviteľnou výškou / 2 метра стоманен кабел с регулируема височина
SW4M	Ατσάλνια ντίζα 4 μέτρων / Steel wire 4m 4m ocelový nastaviteľný kábel / 4 метра стоманен кабел  SW210
MCPTS180	180° Σύνδεσμος / Connector / Konektor / Конектор (TOP & SIDE) *4
MCPS90	90° Σύνδεσμος / Connector / Konektor / Конектор (SIDE) *2
MCPT90	90° Σύνδεσμος / Connector / Konektor / Конектор (TOP) *2

i *Απαραίτητος αριθμός συνδέσμων για σύνδεση σε ευθεία ή γωνία / Required number of connectors for straight or angled connection
Požadovaný počet konektorů pro přímé nebo úhlové připojení / Необходим брой конектори за права или ъглова връзка

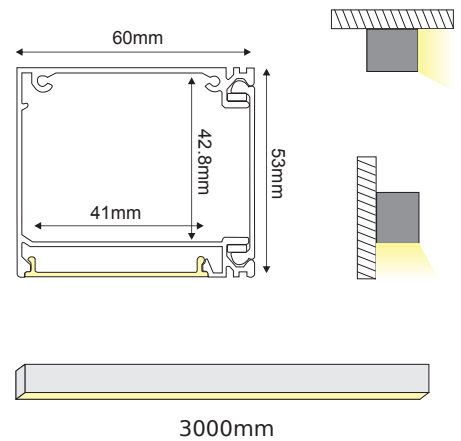





CALLA
WALL WASHER

○ ALU ● PC ● LT 75%

P51/U	CALLA προφίλ με οπάλ κάλυμμα / CALLA profile with opal diffuser CALLA profil s opálovým krytem / CALLA профил с опалов капак
EP51	Σετ πλαστικές τάπες 2 τεμ. με οπές εξαερισμού / Set 2pcs plastic caps with ventilation holes Sada 2ks plastových víček s větracími otvory / Пластмасови капачки 2бр с вентиляционни отвори



HID

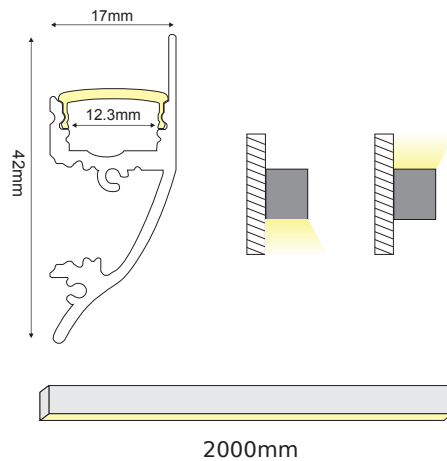



HID
WALL WASHER



ALU
 PC
 LT 75%

P62NU	HID προφίλ με οπάλ κάλυμμα / HID profile with opal diffuser HID profil s opalovým krytím / HID профил с опалов капак
EP62N	Σετ μεταλλικές τάπες 2τεμ. χωρίς τρύπα / Set 2pcs metal caps without hole Sada 2ks kovových víček bez otvoru / Метални капачки 2бр без дупка
MC62N	Μεταλλικό κλιπ στερέωσης / Metal mounting clip Κονοβά Montážní spona / Метални монтажни скоби





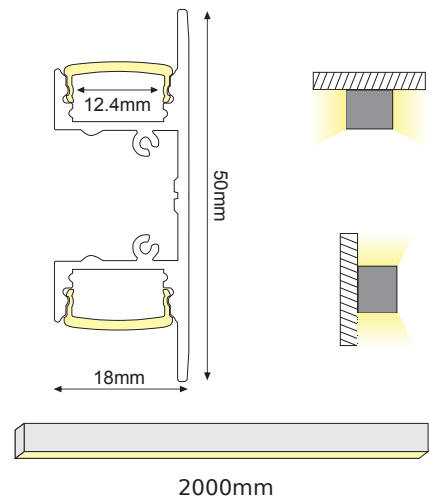



UPDOWN

WALL WASHER

○ ALU ○ PC ○ LT 75%

	
P50N/U	UPDOWN προφίλ με οπάλ κάλυμμα / UPDOWN profile with opal diffuser UPDOWN profil s opálovým krytem / UPDOWN профил с опалов капак
EP50N	Σετ πλαστικές τάπες 2τεμ. χωρίς τρύπα / Set 2pcs plastic caps without hole Sada 2ks plastových víček bez otvoru / Пластмасови капачки 2бр без дупка
MC50N	Μεταλλικό κλιπ στερέωσης / Metal mounting clip Κοινά Montážní spona / Метални монтажни скоби



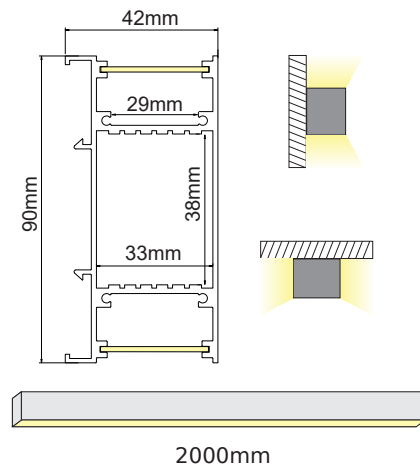



NIC

WALL WASHER

○ ALU
 ○ PC
 ○ LT 75%

🔒	✍️
P49N/U	NIC προφίλ με ημιδιαφανές κάλυμμα / NIC profile with semi clear diffuser NIC profil s poloprůhledným krytem / NIC профил с полу-прозрачно капак
EP49N	Σετ μεταλλικές τάπες 2τεμ. χωρίς τρύπα / Set 2pcs metal caps without hole Sada 2ks kovoných víček bez otvoru / Метални капачки 2бр без дупка
MC49N	Μεταλλικό κλιπ στερέωσης / Metal mounting clip Kovová montážní spona / Метални монтажни скоби





ELL

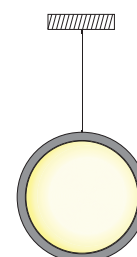
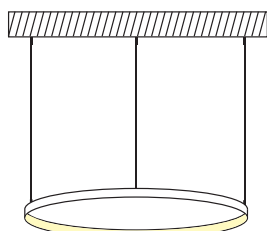
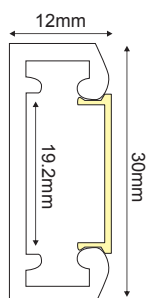
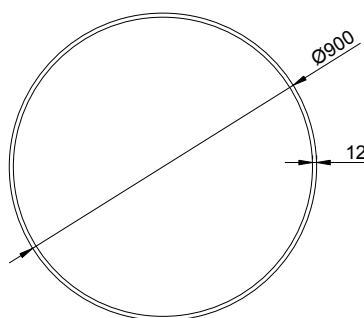
PENDANT INWARD



Μη ανοδιωμένο / Non anodised / Není anodizovaný / Не анодизирован.



P30C900	ELL προφίλ με οπάλ κάλυμμα / ELL profile with opal diffuser ELL profil s opálovým krytem / ELL профил с опалов капак Ø900
SW210	Ατσάλενια ντίζα 2 μέτρων με ρυθμιζόμενο ύψος / Steel wire 2m with adjustable height 2m ocelový nastaviteľný kabel s nastaviteľnou výškou / 2 метра стоманен кабел с регулируема височина



OLAN

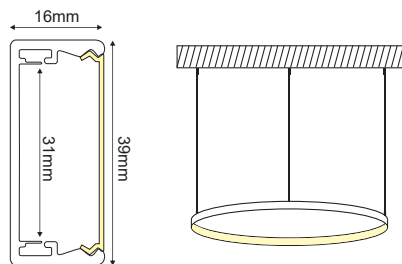


OLAN

PENDANT INWARD

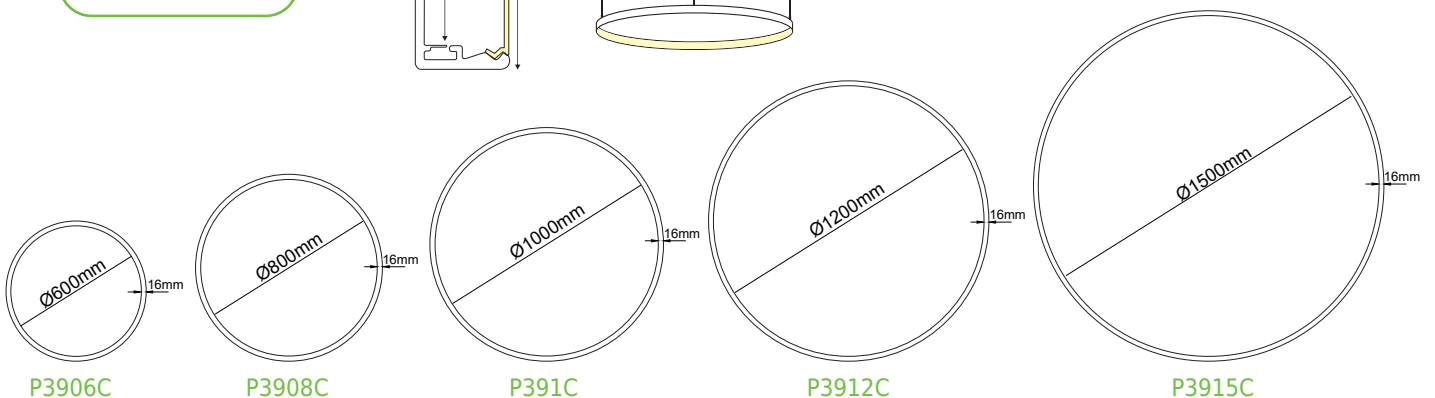


P3906C	OLAN προφίλ με οπάλ κάλυμμα / OLAN profile with opal diffuser OLAN profil s orálovým krytem / OLAN профил с опалов капак Ø600
P3908C	OLAN προφίλ με οπάλ κάλυμμα / OLAN profile with opal diffuser OLAN profil s orálovým krytem / OLAN профил с опалов капак Ø800
P391C	OLAN προφίλ με οπάλ κάλυμμα / OLAN profile with opal diffuser OLAN profil s orálovým krytem / OLAN профил с опалов капак Ø1000
P3912C	OLAN προφίλ με οπάλ κάλυμμα / OLAN profile with opal diffuser OLAN profil s orálovým krytem / OLAN профил с опалов капак Ø1200
P3915C	OLAN προφίλ με οπάλ κάλυμμα / OLAN profile with opal diffuser OLAN profil s orálovým krytem / OLAN профил с опалов капак Ø1500
SW210	Ατσάλενα ντίζα 2 μέτρων με ρυθμιζόμενο ύψος / Steel wire 2m with adjustable height 2m ocelový nastaviteľný kábel s nastaviteľnou výškou / 2 метра стоманен кабел с регулируема височина



RAL9005

ΑΜΜΩΔΕΣ ΜΑΥΡΟ / SAND BLACK
PÍSKOVÁ ČERNÁ / ПЯСЪЧНО ЧЕРНО




P3906C

P3908C

P391C

P3912C

P3915C

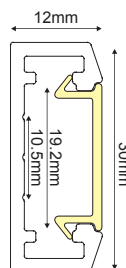
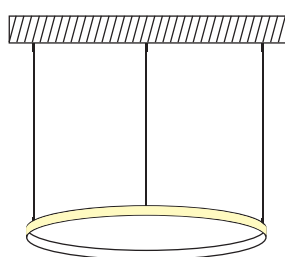


ORIO

PENDANT OUTWARD

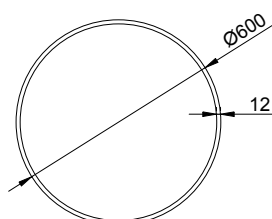
● ALU
 ● PC
 ● LT 80%

🔒	✍️
P30T600	ORIO προφίλ με οπάλ κάλυμμα / ORIO profile with opal diffuser ORIO profil s opálovým krytem / ORIO профил с опалов капак Ø600
P30T900	ORIO προφίλ με οπάλ κάλυμμα / ORIO profile with opal diffuser ORIO profil s opálovým krytem / ORIO профил с опалов капак Ø900
P30T1200	ORIO προφίλ με οπάλ κάλυμμα / ORIO profile with opal diffuser ORIO profil s opálovým krytem / ORIO профил с опалов капак Ø1200
SW210	Ατσάλενα ντίζα 2 μέτρων με ρυθμιζόμενο ύψος / Steel wire 2m with adjustable height 2m ocelový nastaviteľný kábel s nastaviteľnou výškou / 2 метра стоманен кабел с регулируема височина

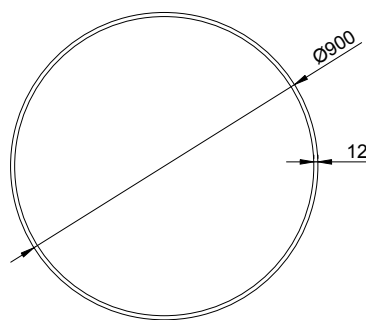


RAL9005

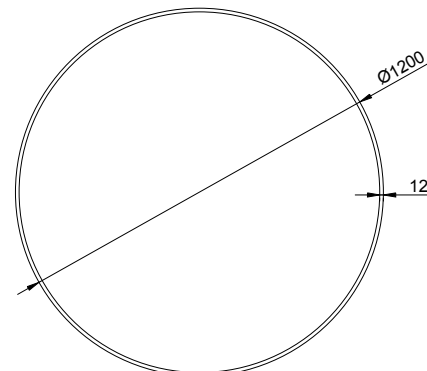
MAYPO MAT / MATT BLACK
MAT ČERNÁ / MAT ЧЕРНО



P30T600



P30T900



P30T1200



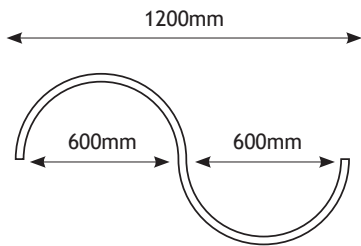
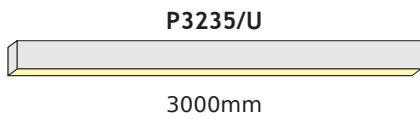
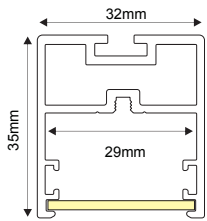
CIRCULAR SERIES

HOLY

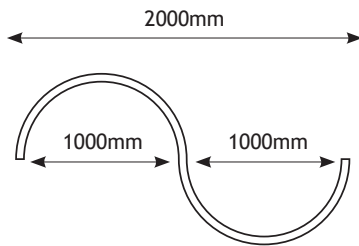
CEILING / PENDANT

ALU
SLC
LT 50%
i Μη ανοδιωμένο / Non anodised / Není anodizovaný / Не анодизирован.

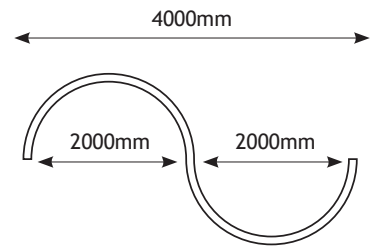
P3235/U	HOLY προφίλ με οπάλ κάλυμμα / HOLY profile with opal diffuser HOLY profil s opálovým krytem / HOLY профил с опалов капак
P323506S/U	HOLY "S" προφίλ με οπάλ κάλυμμα / HOLY "S" profile with opal diffuser HOLY "S" profil s opálovým krytem / HOLY "S" профил с опалов капак Ø600mm
P32351S/U	HOLY "S" προφίλ με οπάλ κάλυμμα / HOLY "S" profile with opal diffuser HOLY "S" profil s opálovým krytem / HOLY "S" профил с опалов капак Ø1000mm
P32352S/U	HOLY "S" προφίλ με οπάλ κάλυμμα / HOLY "S" profile with opal diffuser HOLY "S" profil s opálovým krytem / HOLY "S" профил с опалов капак Ø2000mm
P323506C/U	HOLY "CIRCULAR" προφίλ με οπάλ κάλυμμα / HOLY "CIRCULAR" profile with opal diffuser HOLY "CIRCULAR" profil s opálovým krytem / HOLY "CIRCULAR" профил с опалов капак Ø600mm
P32351C/U	HOLY "CIRCULAR" προφίλ με οπάλ κάλυμμα / HOLY "CIRCULAR" profile with opal diffuser HOLY "CIRCULAR" profil s opálovým krytem / HOLY "CIRCULAR" профил с опалов капак Ø1000mm
P323512C/U	HOLY "CIRCULAR" προφίλ με οπάλ κάλυμμα / HOLY "CIRCULAR" profile with opal diffuser HOLY "CIRCULAR" profil s opálovým krytem / HOLY "CIRCULAR" профил с опалов капак Ø1200mm
P32352C/U	HOLY "CIRCULAR" προφίλ με οπάλ κάλυμμα / HOLY "CIRCULAR" profile with opal diffuser HOLY "CIRCULAR" profil s opálovým krytem / HOLY "CIRCULAR" профил с опалов капак Ø2000mm
P32353C/U	HOLY "CIRCULAR" προφίλ με οπάλ κάλυμμα / HOLY "CIRCULAR" profile with opal diffuser HOLY "CIRCULAR" profil s opálovým krytem / HOLY "CIRCULAR" профил с опалов капак Ø3000mm
EP3235	Σετ πλαστικές τάπες 2 τεμ. χωρίς τρύπα / Set 2pcs plastic caps without hole Sada 2ks plastových víček bez otvoru / Пластмасови капачки 2бр без дупка
SWAL	Ατσάλενα ντίζα 2 μέτρων με ρυθμιζόμενο ύψος / Steel wire 2m with adjustable height 2m ocelový nastaviteľný kábel s nastaviteľnou výškou / 2 метра стоманен кабел с регулируема височина
MCP1803235	Σετ 3τεμ. μεταλλικός σύνδεσμος 180° / Set 3pcs metal 180° connector Sada 3ks kovového konektoru 180° / Комплект от 3бр. Метален 180° конектор



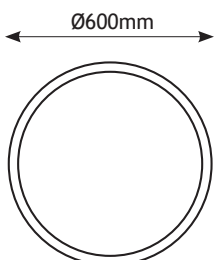
P323506S/U



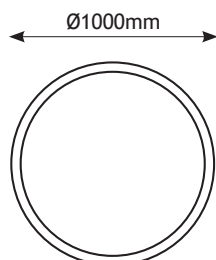
P323515S/U



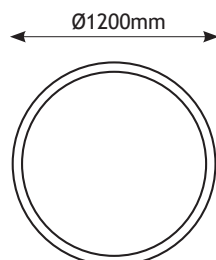
P323525S/U



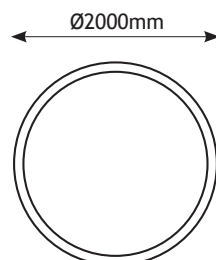
P323506C/U



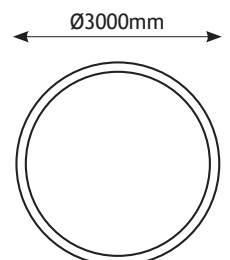
P32351C/U





P323512C/U



P32352C/U



P32353C/U

	
ROSET55504	Μεταλλική γραμμική ροζέτα / Metal linear rosette / Κοινόvá lineární růžice / Метална линейна розетка 50x52x400mm
ROSETW	Μεταλλική λευκή στρογγυλή ροζέτα / Metal white round rosette / Κοινόvá bílá kulatá růžice / Метална Бяла кръгла розетка Ø80x30mm
ROSETB	Μεταλλική μαύρη στρογγυλή ροζέτα / Metal black round rosette / Κοινόvá černá kulatá růžice / Метална черна кръгла розетка Ø80x30mm
ROSETG	Μεταλλική γκρι στρογγυλή ροζέτα / Metal grey round rosette / Κοινόvá šedá kulatá růžice / Метална сива кръгла розетка Ø80x30mm
SW4M	Ατσάλνια ντίζα 4 μέτρων / Steel wire 4m / 4m ocelové nastaviteľný kábel / 4 метра стоманен кабел
*ROSET35040N	Μεταλλική στρογγυλή ροζέτα / Metal round rosette / Κοινόvá kulatá růžice / Метална кръгла розетка 350x40mm
MCPS90	90° Σύνδεσμος / Connector / Konektor / Конектор (SIDE)
MCPT120	120° Σύνδεσμος / Connector / Konektor / Конектор (TOP)
MCPT90	90° Σύνδεσμος / Connector / Konektor / Конектор (TOP)
MCPTCR	“+” Σύνδεσμος / Connector / Konektor / Конектор (TOP)
MCPTS180	180° Σύνδεσμος / Connector / Konektor / Конектор (TOP & SIDE)
MCPTT	“T” Σύνδεσμος / Connector / Konektor / Конектор (TOP)
MCPTY	“Y” Σύνδεσμος / Connector / Konektor / Конектор (TOP)

*Μη ανοδιωμένο / Non anodised / Není anodizovaný / Не анодизиран.



ROSET55504



ROSET35040N



ROSETG



SW4M



MCPTCR



MCPT120



MCPTT



MCPTY



MCPS90



MCPT90



MCPTS180

BASIC COLORS



+10.00€ Netto
ανά τεμάχιο / per item / za položku / на парче

SPECIAL COLORS



+15.00€ Netto
ανά τεμάχιο / per item / za položku / на парче



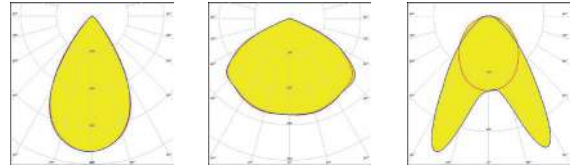
H απεικόνιση των χρωμάτων είναι ενδεικτική και ενδέχεται να διαφέρει από την πραγματικότητα. Συμβουλευτείτε το επίσημο χρωματολόγιο RAL. Ρωτήστε μας για οποιοδήποτε άλλο χρώμα της επιλογής σας. The display of colors is indicative and may deviates from reality. Consult the official RAL color palette. Ask us for any other color of your choice.

Barevné odstíny v katalogu jsou pouze orientační a mohou se od skutečnosti mírně lišit. Pro více informací prostudujte si oficiální vzorník barev RAL. V případě, že se rozhodnete pro jinou barvu podle Vašeho výběru prosím kontaktujte nás. Изображението на цветовете е ориентировъчно и е възможно да се различава в реалността. Съветваме ви да подберете конкретен RAL от цветовия списък. Попитайте ни за какъвто и да е друг цвят по ваш избор.





MERCATO



60° SYMMETRIC 120° SYMMETRIC 40° DOUBLE ASYMMETRIC

MERCATO

- ALU
- PC
- 230V
- SMD
- DRIVER IN
- IP20
- LT 75% (120°)
- 5



ΛΕΥΚΟ / WHITE / БІЛА / БЯЛО
HIGH OUTPUT SERIES

TRIDONIC

185lm/w | 72.000hrs (L80 F10)

Icon	Icon	Icon	Icon	Icon	Icon	Icon
MERCATO31**60SYHO	1172x 70x79mm	31W	** 30 → 3000K ** 40 → 4000K ** 65 → 6500K	3000K/4000K/6500K	5540lm / 5800lm / 5800lm	60°
MERCATO31**40DAHO						DA 40°
MERCATO31**120PHO						120°
						Ra80

MERCATO ΕΞΑΡΤΗΜΑΤΑ / ACCESSORIES / PŘÍSLUŠENSTVÍ / АКЦЕСОАРІ

Icon	Icon	Icon
MERCMC	Μεταλλικό κλιπ στερέωσης / Metal mounting clip Κοινά montážní spona / Метални монтажни скоб	2 pcs
MERCSW	Ατσάλινα ντίζα 2 μέτρων με ρυθμιζόμενο ύψος / Steel wire 2m with adjustable height / 2m ocelový nastaviteľný kabel s nastaviteľnou výškou / 2 метра стоманен кабел с регулюруема височина	2 pcs
MERCMCP180	180° Σύνδεσμος / Connector / Konektor / Конектор	1 set
MERCMCP90	└┘ 90° Σύνδεσμος / Connector / Konektor / Конектор	1 set
MERCMCPT	┌┐ Σύνδεσμος / Connector / Konektor / Конектор	1 set
MERCMPCR	┆┆ Σύνδεσμος / Connector / Konektor / Конектор	1 set



Τα τεχνικά στοιχεία του προϊόντος ενδέχεται να διαφέρουν από τα αναγραφόμενα +/- 10% και οι διαστάσεις +/- 1%
The technical data of the product may differ from the listed +/- 10% and dimensions +/- 1%
Technické údaje produktu se mohou lišit od uvedených údajů +/- 10% a rozměry +/- 1%
Техническите данни на продукти могат да се различават от изброените +/- 10% и размери +/- 1%

LOND

TRIMLESS



ALU



PC



230V



SMD



5

TRIDONIC



Ra80



IP20



120°



LT 75%



(EM)

3hrs
EMERGENCY KIT

(DIM)

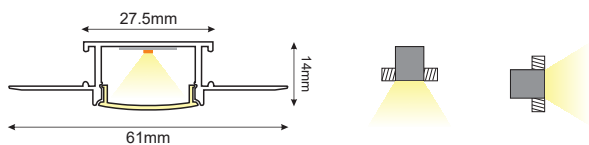
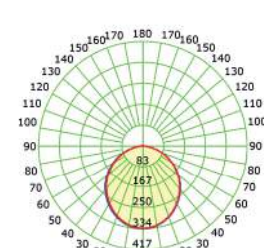
1-100%
DIMMABLE PUSH BUTTON

(PIR)

84°
SENSOR IR

(CCT)

3000K-6000K
COLOR TEMPERATURE



ECONOMY SERIES

~164lm/w | 50.000hrs (L70 F10)

				3000K / 4000K / 6500K
LOND12**EC	580mm	12W	** 30 → 3000K ** 40 → 4000K ** 65 → 6500K	1870lm / 1970lm / 1970lm
LOND18**EC	860mm	18W		2800lm / 2950lm / 2950lm
LOND24**EC	1140mm	24W		3740lm / 3940lm / 3940lm
LOND30**EC	1420mm	30W		4670lm / 4920lm / 4920lm
LOND35**EC	1700mm	35W		5610lm / 5910lm / 5910lm
LOND41**EC	1980mm	41W		6450lm / 6890lm / 6890lm

Τα τεχνικά στοιχεία του προϊόντος ενδέχεται να διαφέρουν από τα αναγραφόμενα +/- 10% και οι διαστάσεις +/- 1%

The technical data of the product may differ from the listed +/- 10% and dimensions +/- 1%

Technické údaje produktu se mohou lišit od uvedených údajů +/- 10% a rozměry +/- 1%

Техническите данни на продукти могат да се различават от изброените +/- 10% и размери +/- 1%



- ALU
- PC
- 230V
- SMD
- 5
- Ra80
- IP20
- 120°
- LT 75%
- DRIVER OUT

TRIDONIC

(EM)

3hrs
EMERGENCY KIT

(DIM)

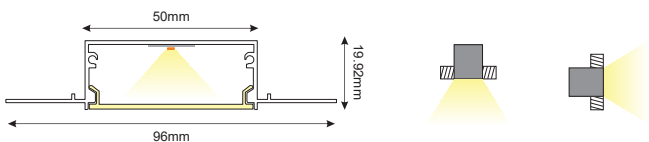
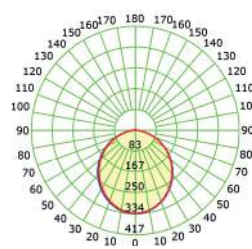
1-100%
DIMMABLE PUSH BUTTON

(PIR)

84°
SENSOR IR

(CCT)

3000K-6000K
COLOR TEMPERATURE



ECONOMY SERIES

~164lm/w | 50.000hrs (L70 F10)

				3000K / 4000K / 6500K
TEXA12**EC	580mm	12W	** 30 → 3000K ** 40 → 4000K ** 65 → 6500K	1870lm / 1970lm / 1970lm
TEXA18**EC	860mm	18W		2800lm / 2950lm / 2950lm
TEXA24**EC	1140mm	24W		3740lm / 3940lm / 3940lm
TEXA30**EC	1420mm	30W		4670lm / 4920lm / 4920lm
TEXA35**EC	1700mm	35W		5610lm / 5910lm / 5910lm
TEXA41**EC	1980mm	41W		6450lm / 6890lm / 6890lm



*NOMINAL MODE HIGH EFFICIENCY SERIES

~175lm/w | 50.000hrs (L70 F10)

TEXA830NMBS	580mm	8W	3000K	1410lm
TEXA1230NMBS	860mm	12W		2100lm
TEXA1630NMBS	1140mm	16W		2820lm
TEXA1830NMBS	1280mm	18W		3170lm
TEXA2030NMBS	1420mm	20W		3530lm
TEXA2430NMBS	1700mm	24W		4220lm
TEXA2630NMBS	1840mm	26W		4580lm
TEXA2830NMBS	1980mm	28W		4930lm



HIGH OUTPUT SERIES

~185lm/w | 72.000hrs (L80 F10)

TEXA10**HO	370mm	10W	** 30 → 3000K ** 40 → 4000K ** 65 → 6500K	3000K / 4000K / 6500K 1790lm / 1860lm / -
TEXA12**HO	440mm	12W		2140lm / 2240lm / -
TEXA14**HO	510mm	14W		2500lm / 2610lm / -
TEXA16**HO	580mm	16W		2850lm / 2990lm / 2990lm
TEXA18**HO	650mm	18W		3210lm / 3360lm / -
TEXA20**HO	720mm	20W		3560lm / 3730lm / -
TEXA22**HO	790mm	22W		3920lm / 4100lm / -
TEXA24**HO	860mm	24W		4280lm / 4480lm / 4480lm
TEXA25**HO	930mm	25W		4640lm / 4850lm / -
TEXA27**HO	1000mm	27W		5000lm / 5230lm / -
TEXA29**HO	1070mm	29W		5360lm / 5600lm / -
TEXA31**HO	1140mm	31W		5710lm / 5970lm / 5970lm
TEXA33**HO	1210mm	33W		6070lm / 6340lm / -
TEXA35**HO	1280mm	35W		6420lm / 6720lm / -
TEXA37**HO	1350mm	37W		6780lm / 7090lm / -
TEXA39**HO	1420mm	39W		7140lm / 7470lm / 7470lm
TEXA41**HO	1490mm	41W		7500lm / 7840lm / -
TEXA43**HO	1560mm	43W		7850lm / 8210lm / -
TEXA45**HO	1630mm	45W		8210lm / 8580lm / -
TEXA47**HO	1700mm	47W		8560lm / 8960lm / 8960lm
TEXA49**HO	1770mm	49W	8920lm / 9330lm / -	
TEXA51**HO	1840mm	51W	9270lm / 9710lm / -	
TEXA53**HO	1910mm	53W	9630lm / 10080lm / -	
TEXA55**HO	1980mm	55W	9990lm / 10450lm / 10450lm	

Τα τεχνικά στοιχεία του προϊόντος ενδέχεται να διαφέρουν από τα αναγραφόμενα +/- 10% και οι διαστάσεις +/- 1%

The technical data of the product may differ from the listed +/- 10% and dimensions +/- 1%

Technické údaje produktu se mohou lišit od uvedených údajů +/- 10% a rozměry +/- 1%

Техническите данни на продукти могат да се различават от изброените +/- 10% и размери +/- 1%

*Σταδιακή κατάρρηση / Phase out / Postupné zrušení / Подлежат на постепенно отстраняване

WINT

TRIMLESS



TRIDONIC



DRIVER
OUT

(EM)

3hrs

EMERGENCY KIT

(DIM)

1-100%

DIMMABLE PUSH BUTTON

(PIR)

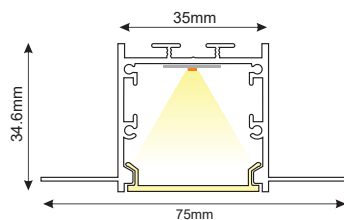
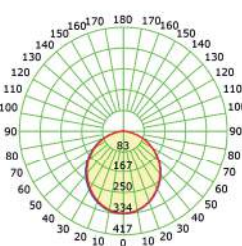
84°

SENSOR IR

(CCT)

3000K-6000K

COLOR TEMPERATURE





ECONOMY SERIES

~164lm/w | 50.000hrs (L70 F10)

				3000K / 4000K / 6500K
WINT12**EC	580mm	12W	** 30 → 3000K ** 40 → 4000K ** 65 → 6500K	1870lm / 1970lm / 1970lm
WINT18**EC	860mm	18W		2800lm / 2950lm / 2950lm
WINT24**EC	1140mm	24W		3740lm / 3940lm / 3940lm
WINT30**EC	1420mm	30W		4670lm / 4920lm / 4920lm
WINT35**EC	1700mm	35W		5610lm / 5910lm / 5910lm
WINT41**EC	1980mm	41W		6450lm / 6890lm / 6890lm



*NOMINAL MODE HIGH EFFICIENCY SERIES

~175lm/w | 50.000hrs (L70 F10)

WINT830NMBS	580mm	8W	3000K	1410lm
WINT1230NMBS	860mm	12W		2100lm
WINT1630NMBS	1140mm	16W		2820lm
WINT1830NMBS	1280mm	18W		3170lm
WINT2030NMBS	1420mm	20W		3530lm
WINT2430NMBS	1700mm	24W		4220lm
WINT2630NMBS	1840mm	26W		4580lm
WINT2830NMBS	1980mm	28W		4930lm








*Σταδιακή κατάργηση / Phase out / Postupné zrušení / Подлежат на постепенно отстраняване



HIGH OUTPUT SERIES

~185lm/w | 72.000hrs (L80 F10)

				 3000K / 4000K / 6500K
WINT10**HO	370mm	10W	** 30 → 3000K ** 40 → 4000K ** 65 → 6500K	1790lm / 1860lm / -
WINT12**HO	440mm	12W		2140lm / 2240lm / -
WINT14**HO	510mm	14W		2500lm / 2610lm / -
WINT16**HO	580mm	16W		2850lm / 2990lm / 2990lm
WINT18**HO	650mm	18W		3210lm / 3360lm / -
WINT20**HO	720mm	20W		3560lm / 3730lm / -
WINT22**HO	790mm	22W		3920lm / 4100lm / -
WINT24**HO	860mm	24W		4280lm / 4480lm / 4480lm
WINT25**HO	930mm	25W		4640lm / 4850lm / -
WINT27**HO	1000mm	27W		5000lm / 5230lm / -
WINT29**HO	1070mm	29W		5360lm / 5600lm / -
WINT31**HO	1140mm	31W		5710lm / 5970lm / 5970lm
WINT33**HO	1210mm	33W		6070lm / 6340lm / -
WINT35**HO	1280mm	35W		6420lm / 6720lm / -
WINT37**HO	1350mm	37W		6780lm / 7090lm / -
WINT39**HO	1420mm	39W		7140lm / 7470lm / 7470lm
WINT41**HO	1490mm	41W		7500lm / 7840lm / -
WINT43**HO	1560mm	43W		7850lm / 8210lm / -
WINT45**HO	1630mm	45W		8210lm / 8580lm / -
WINT47**HO	1700mm	47W		8560lm / 8960lm / 8960lm
WINT49**HO	1770mm	49W	8920lm / 9330lm / -	
WINT51**HO	1840mm	51W	9270lm / 9710lm / -	
WINT53**HO	1910mm	53W	9630lm / 10080lm / -	
WINT55**HO	1980mm	55W	9990lm / 10450lm / 10450lm	



ΕΙΔΙΚΕΣ ΚΑΤΑΣΚΕΥΕΣ / SPECIAL STRUCTURES / SPECIÁLNI KONSTRUKCE / СПЕЦИАЛНИ КОНСТРУКЦИИ




HIGH OUTPUT SERIES

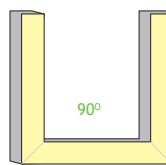
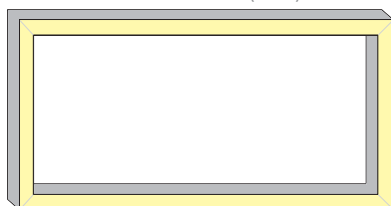
~185lm/w | 72.000hrs (L80 F10)

WINT157**HOSQ	1450 x 1450mm	157W	** 30 → 3000K ** 40 → 4000K	3000K / 4000K 28550lm / 29870lm
WINT157**HOREC	1940 x 960mm	157W		28550lm / 29870lm

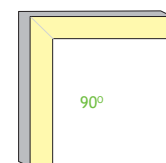
SQUARE (SQ)



RECTANGLE (REC)



"U" SHAPE (PI)



CORNER (COR)

WINT ΕΞΑΡΤΗΜΑΤΑ / ACCESSORIES / PŘÍSLUŠENSTVÍ / АКЦЕСОАРИ

MCPTS180	180° Σύνδεσμος / Connector / Konektor / Конектор (TOP & SIDE)	370mm-1980mm (3 pcs)
MCPS90	90° Σύνδεσμος / Connector / Konektor / Конектор (SIDE)	370mm-1980mm (2 pcs)
MCPT90	90° Σύνδεσμος / Connector / Konektor / Конектор (TOP)	370mm-1980mm (1 pc)



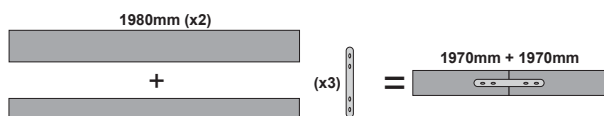
MCPTS180



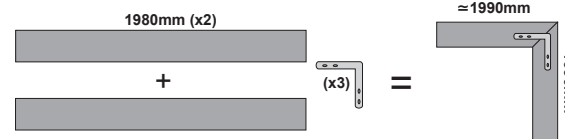
MCPT90



MCPS90



ERGCONNECT180 → 3.00€ / 180° Netto
-20mm μήκος ανά ένωση / length per connection / délky za připojení / дължина след свързката



ERGCONNECT90 → 4.00€ / 90° Netto
+20mm μήκος ανά ένωση / length per connection / délky za připojení / дължина след свързката

Τα τεχνικά στοιχεία του προϊόντος ενδέχεται να διαφέρουν από τα αναγραφόμενα +/- 10% και οι διαστάσεις +/- 1%
The technical data of the product may differ from the listed +/- 10% and dimensions +/- 1%
Technické údaje produktu se mohou lišit od uvedených údajů +/- 10% a rozměry +/- 1%
Техническите данни на продуктите могат да се различават от изброените +/- 10% и размери +/- 1%

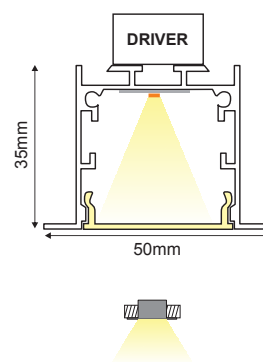

VYLO

RECESSED


- ALU
- PC
- 230V
- SMD
- 5
- Ra80
- IP20
- 120°
- LT 75%
-

TRIDONIC

DRIVER
OUT




(EM)



3hrs

EMERGENCY KIT


(DIM)



1-100%

DIMMABLE PUSH BUTTON


(PIR)



84°

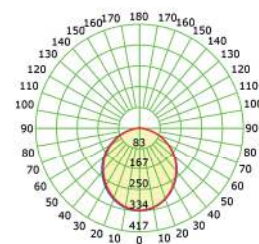
SENSOR IR

(CCT)



3000K-6000K

COLOR TEMPERATURE





ECONOMY SERIES

~164lm/w | 50.000hrs (L70 F10)

VYLO12**EC	580mm	12W	** 30 → 3000K ** 40 → 4000K ** 65 → 6500K	3000K / 4000K / 6500K
VYLO18**EC	860mm	18W		1870lm / 1970lm / 1970lm
VYLO24**EC	1140mm	24W		2800lm / 2950lm / 2950lm
VYLO30**EC	1420mm	30W		3740lm / 3940lm / 3940lm
VYLO35**EC	1700mm	35W		4670lm / 4920lm / 4920lm
VYLO41**EC	1980mm	41W		5610lm / 5910lm / 5910lm
VYLO47**EC	2260mm	47W		6450lm / 6890lm / 6890lm
VYLO53**EC	2540mm	53W		7480lm / 7880lm / 7880lm
VYLO59**EC	2820mm	59W		8410lm / 8860lm / 8860lm
				9350lm / 9850lm / 9850lm



*NOMINAL MODE HIGH EFFICIENCY SERIES

~175lm/w | 50.000hrs (L70 F10)

VYLO830NMBS	580mm	8W	3000K	1410lm
VYLO1230NMBS	860mm	12W		2100lm
VYLO1630NMBS	1140mm	16W		2820lm
VYLO1830NMBS	1280mm	18W		3170lm
VYLO2030NMBS	1420mm	20W		3530lm
VYLO2430NMBS	1700mm	24W		4220lm
VYLO2630NMBS	1840mm	26W		4580lm
VYLO2830NMBS	1980mm	28W		4930lm
VYLO3230NMBS	2260mm	32W		5630lm
VYLO3630NMBS	2540mm	36W		6340lm
VYLO4230NMBS	2960mm	42W		7400lm



*Σταδιακή κατάρριψη / Phase out / Postupné zrušení / Подлежат на постепенно отстраняване



				 3000K / 4000K / 6500K
VYLO10**HO	370mm	10W		1790lm / 1860lm / -
VYLO12**HO	440mm	12W		2140lm / 2240lm / -
VYLO14**HO	510mm	14W		2500lm / 2610lm / -
VYLO16**HO	580mm	16W		2850lm / 2990lm / 2990lm
VYLO18**HO	650mm	18W		3210lm / 3360lm / -
VYLO20**HO	720mm	20W		3560lm / 3730lm / -
VYLO22**HO	790mm	22W		3920lm / 4100lm / -
VYLO24**HO	860mm	24W		4280lm / 4480lm / 4480lm
VYLO25**HO	930mm	25W		4640lm / 4850lm / -
VYLO27**HO	1000mm	27W		5000lm / 5230lm / -
VYLO29**HO	1070mm	29W		5360lm / 5600lm / -
VYLO31**HO	1140mm	31W		5710lm / 5970lm / 5970lm
VYLO33**HO	1210mm	33W		6070lm / 6340lm / -
VYLO35**HO	1280mm	35W		6420lm / 6720lm / -
VYLO37**HO	1350mm	37W		6780lm / 7090lm / -
VYLO39**HO	1420mm	39W		7140lm / 7470lm / 7470lm
VYLO41**HO	1490mm	41W		7500lm / 7840lm / -
VYLO43**HO	1560mm	43W		7850lm / 8210lm / -
VYLO45**HO	1630mm	45W	** 30 → 3000K	8210lm / 8580lm / -
VYLO47**HO	1700mm	47W	** 40 → 4000K	8560lm / 8960lm / 8960lm
VYLO49**HO	1770mm	49W	** 65 → 6500K	8920lm / 9330lm / -
VYLO51**HO	1840mm	51W		9270lm / 9710lm / -
VYLO53**HO	1910mm	53W		9630lm / 10080lm / -
VYLO55**HO	1980mm	55W		9990lm / 10450lm / 10450lm
VYLO57**HO	2050mm	57W		10350lm / 10820lm / -
VYLO59**HO	2120mm	59W		10700lm / 11200lm / -
VYLO61**HO	2190mm	61W		11060lm / 11570lm / -
VYLO63**HO	2260mm	63W		11410lm / 11950lm / 11950lm
VYLO65**HO	2330mm	65W		11770lm / 12320lm / -
VYLO66**HO	2400mm	66W		12120lm / 12690lm / -
VYLO68**HO	2470mm	68W		12480lm / 13070lm / -
VYLO70**HO	2540mm	70W		13120lm / 13440lm / 13440lm
VYLO72**HO	2610mm	72W		13200lm / 13810lm / -
VYLO74**HO	2680mm	74W		13550lm / 14190lm / -
VYLO76**HO	2750mm	76W		13910lm / 14560lm / -
VYLO78**HO	2820mm	78W		14260lm / 14930lm / 14930lm
VYLO80**HO	2890mm	80W		14630lm / 15310lm / -
VYLO82**HO	2960mm	82W		14980lm / 15680lm / -




HIGH OUTPUT SERIES

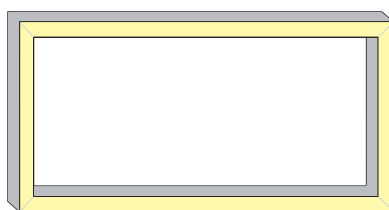
~185lm/w | 72.000hrs (L80 F10)

VYLO157**HOSQ	1450 x 1450mm	157W			3000K / 4000K
VYLO157**HOREC	1940 x 960mm	157W	** 30 → 3000K ** 40 → 4000K		28550lm / 29870lm
VYLO94**HOHEX	∅1200mm	94W			28550lm / 29870lm
					17120lm / 17920lm

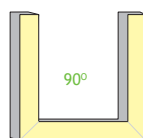
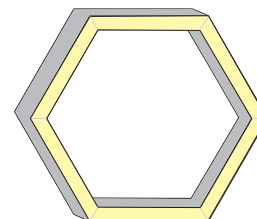
SQUARE (SQ)



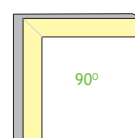
RECTANGLE (REC)



HEXAGON (HEX)



"U" SHAPE (PI)



CORNER (COR)

VYLO ΕΞΑΡΤΗΜΑΤΑ / ACCESSORIES / PŘÍSLUŠENSTVÍ / АКЦЕСОАРИ

		i
MCPTS180	180° Σύνδεσμος / Connector / Konektor / Конектор (TOP & SIDE)	370mm-2960mm (3 pcs)
MCPS90	90° Σύνδεσμος / Connector / Konektor / Конектор (SIDE)	370mm-2960mm (2 pcs)
MCPT90	90° Σύνδεσμος / Connector / Konektor / Конектор (TOP)	370mm-2960mm (1 pc)



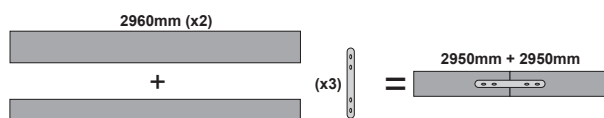
MCPTS180



MCPT90

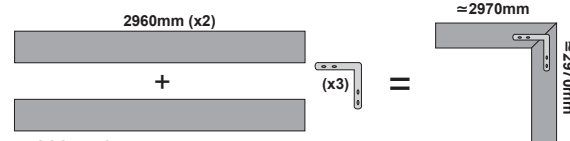


MCPS90



ERGCONNECT180 → 3.00€ / 180° Netto

-20mm μήκος ανά ένωση / length per connection / délky za připojení / дължина след свързката



ERGCONNECT90 → 4.00€ / 90° Netto

+20mm μήκος ανά ένωση / length per connection / délky za připojení / дължина след свързката

Τα τεχνικά στοιχεία του προϊόντος ενδέχεται να διαφέρουν από τα αναγραφόμενα +/- 10% και οι διαστάσεις +/- 1%

The technical data of the product may differ from the listed +/- 10% and dimensions +/- 1%

Technické údaje produktu se mohou lišit od uvedených údajů +/- 10% a rozměry +/- 1%

Техническите данни на продукти могат да се различават от изброените +/- 10% и размери +/- 1%

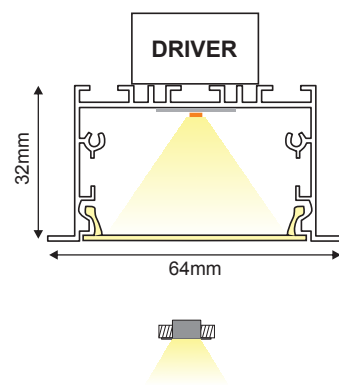


WILA
RECESSED

- ALU
- PC
- 230V
- SMD
- 5
- Ra80
- IP20
- 120°
- LT 75%
- Grounding symbol

TRIDONIC

DRIVER OUT



(EM)

3hrs
EMERGENCY KIT

(DIM)

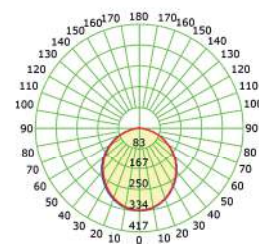
1-100%
DIMMABLE PUSH BUTTON

(PIR)

84°
SENSOR IR

(CCT)






3000K-6000K
COLOR TEMPERATURE





ECONOMY SERIES






~164lm/w | 50.000hrs (L70 F10)

				 3000K / 4000K / 6500K
WILA12**EC	580mm	12W	** 30 → 3000K ** 40 → 4000K ** 65 → 6500K	1870lm / 1970lm / 1970lm
WILA18**EC	860mm	18W		2800lm / 2950lm / 2950lm
WILA24**EC	1140mm	24W		3740lm / 3940lm / 3940lm
WILA30**EC	1420mm	30W		4670lm / 4920lm / 4920lm
WILA35**EC	1700mm	35W		5610lm / 5910lm / 5910lm
WILA41**EC	1980mm	41W		6450lm / 6890lm / 6890lm
WILA47**EC	2260mm	47W		7480lm / 7880lm / 7880lm
WILA53**EC	2540mm	53W		8410lm / 8860lm / 8860lm
WILA59**EC	2820mm	59W		9350lm / 9850lm / 9850lm



*NOMINAL MODE HIGH EFFICIENCY SERIES

~175lm/w | 50.000hrs (L70 F10)

				
WILA830NMBS	580mm	8W	3000K	1410lm
WILA1230NMBS	860mm	12W		2100lm
WILA1630NMBS	1140mm	16W		2820lm
WILA1830NMBS	1280mm	18W		3170lm
WILA2030NMBS	1420mm	20W		3530lm
WILA2430NMBS	1700mm	24W		4220lm
WILA2630NMBS	1840mm	26W		4580lm
WILA2830NMBS	1980mm	28W		4930lm
WILA3230NMBS	2260mm	32W		5630lm
WILA3630NMBS	2540mm	36W		6340lm
WILA4230NMBS	2960mm	42W		7400lm



*Σταδιακή κατάργηση / Phase out / Postupné zrušení / Подлежат на постепенно отстраняване



				 3000K / 4000K / 6500K
WILA10**HO	370mm	10W	** 30 → 3000K ** 40 → 4000K ** 65 → 6500K	1790lm / 1860lm / -
WILA12**HO	440mm	12W		2140lm / 2240lm / -
WILA14**HO	510mm	14W		2500lm / 2610lm / -
WILA16**HO	580mm	16W		2850lm / 2990lm / 2990lm
WILA18**HO	650mm	18W		3210lm / 3360lm / -
WILA20**HO	720mm	20W		3560lm / 3730lm / -
WILA22**HO	790mm	22W		3920lm / 4100lm / -
WILA24**HO	860mm	24W		4280lm / 4480lm / 4480lm
WILA25**HO	930mm	25W		4640lm / 4850lm / -
WILA27**HO	1000mm	27W		5000lm / 5230lm / -
WILA29**HO	1070mm	29W		5360lm / 5600lm / -
WILA31**HO	1140mm	31W		5710lm / 5970lm / 5970lm
WILA33**HO	1210mm	33W		6070lm / 6340lm / -
WILA35**HO	1280mm	35W		6420lm / 6720lm / -
WILA37**HO	1350mm	37W		6780lm / 7090lm / -
WILA39**HO	1420mm	39W		7140lm / 7470lm / 7470lm
WILA41**HO	1490mm	41W		7500lm / 7840lm / -
WILA43**HO	1560mm	43W		7850lm / 8210lm / -
WILA45**HO	1630mm	45W		8210lm / 8580lm / -
WILA47**HO	1700mm	47W		8560lm / 8960lm / 8960lm
WILA49**HO	1770mm	49W		8920lm / 9330lm / -
WILA51**HO	1840mm	51W		9270lm / 9710lm / -
WILA53**HO	1910mm	53W		9630lm / 10080lm / -
WILA55**HO	1980mm	55W		9990lm / 10450lm / 10450lm
WILA57**HO	2050mm	57W		10350lm / 10820lm / -
WILA59**HO	2120mm	59W		10700lm / 11200lm / -
WILA61**HO	2190mm	61W		11060lm / 11570lm / -
WILA63**HO	2260mm	63W		11410lm / 11950lm / 11950lm
WILA65**HO	2330mm	65W	11770lm / 12320lm / -	
WILA66**HO	2400mm	66W	12120lm / 12690lm / -	
WILA68**HO	2470mm	68W	12480lm / 13070lm / -	
WILA70**HO	2540mm	70W	13120lm / 13440lm / 13440lm	
WILA72**HO	2610mm	72W	13200lm / 13810lm / -	
WILA74**HO	2680mm	74W	13550lm / 14190lm / -	
WILA76**HO	2750mm	76W	13910lm / 14560lm / -	
WILA78**HO	2820mm	78W	14260lm / 14930lm / 14930lm	
WILA80**HO	2890mm	80W	14630lm / 15310lm / -	
WILA82**HO	2960mm	82W	14980lm / 15680lm / -	

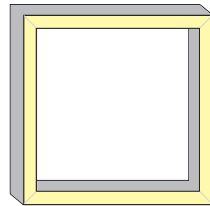


HIGH OUTPUT SERIES

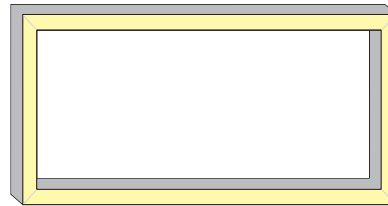
~185lm/w | 72.000hrs (L80 F10)

WILA157**HOSQ	1450 x 1450mm	157W	** 30 → 3000K ** 40 → 4000K	3000K / 4000K 28550lm / 29870lm
WILA157**HOREC	1940 x 960mm	157W		28550lm / 29870lm
WILA94**HOHEX	Ø1200mm	94W		17120lm / 17920lm

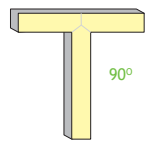
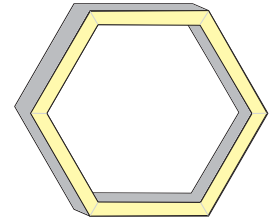
SQUARE (SQ)



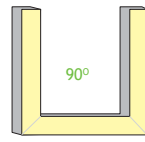
RECTANGLE (REC)



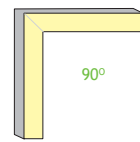
HEXAGON (HEX)



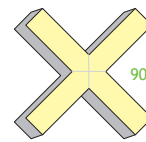
"T" SHAPE (T)



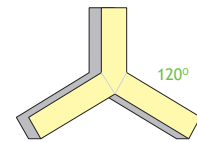
"U" SHAPE (PI)



CORNER (COR)



CROSS (X)



STAR (Y)

WILA ΕΞΑΡΤΗΜΑΤΑ / ACCESSORIES / PŘÍSLUŠENSTVÍ / АКЦЕСОРИ

		i
MCPTS180	180° Σύνδεσμος / Connector / Konektor / Конектор (TOP & SIDE)	370mm-2960mm (3 pcs)
MCPS90	90° Σύνδεσμος / Connector / Konektor / Конектор (SIDE)	370mm-2960mm (2 pcs)
MCPT90	90° Σύνδεσμος / Connector / Konektor / Конектор (TOP)	370mm-2960mm (1 pc)
CRYSTA	PMMA πρισματικό κάλυμμα / PMMA prismatic diffuser PMMA prizmatický kryt / PMMA призматичен капак	370mm-1980mm



MCPTS180



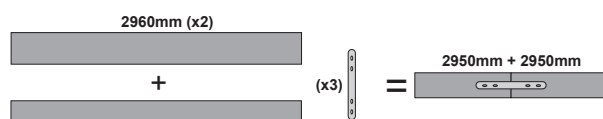
MCPT90



MCPS90

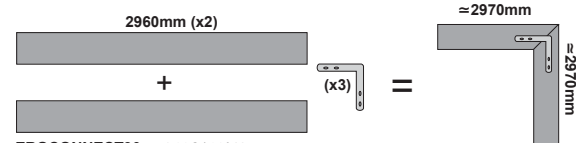


CRYSTA (CR)



ERGCONNECT180 → 3.00€ / 180° Netto

-20mm μήκος ανά ένωση / length per connection / délky za připojení / дължина след свързката



ERGCONNECT90 → 4.00€ / 90° Netto

+20mm μήκος ανά ένωση / length per connection / délky za připojení / дължина след свързката

Τα τεχνικά στοιχεία του προϊόντος ενδέχεται να διαφέρουν από τα αναγραφόμενα +/- 10% και οι διαστάσεις +/- 1%

The technical data of the product may differ from the listed +/- 10% and dimensions +/- 1%

Technické údaje produktu se mohou lišit od uvedených údajů +/- 10% a rozměry +/- 1%

Техническите данни на продуктите могат да се различават от изброените +/- 10% и размери +/- 1%



VELOR MINI

PENDANT



TRIDONIC



DRIVER BOX

(EM)

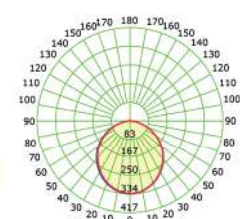
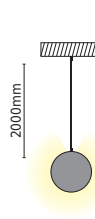
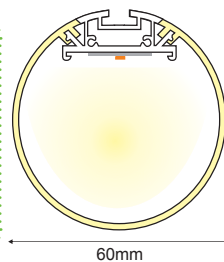
3hrs
EMERGENCY KIT

(DIM)

1-100%
DIMMABLE PUSH BUTTON

(CCT)

3000K-6000K
COLOR TEMPERATURE





ECONOMY SERIES

~164lm/w | 50.000hrs (L70 F10)

				3000K / 4000K / 6500K
VELORM12**EC	580mm	12W	** 30 → 3000K ** 40 → 4000K ** 65 → 6500K	1870lm / 1970lm / 1970lm
VELORM18**EC	860mm	18W		2800lm / 2950lm / 2950lm
VELORM24**EC	1140mm	24W		3740lm / 3940lm / 3940lm
VELORM30**EC	1420mm	30W		4670lm / 4920lm / 4920lm
VELORM35**EC	1700mm	35W		5610lm / 5910lm / 5910lm
VELORM41**EC	1980mm	41W		6450lm / 6890lm / 6890lm



*NOMINAL MODE HIGH EFFICIENCY SERIES

~175lm/w | 50.000hrs (L70 F10)

VELORM830NMBS	580mm	8W	3000K	1410lm
VELORM1230NMBS	860mm	12W		2100lm
VELORM1630NMBS	1140mm	16W		2820lm
VELORM1830NMBS	1280mm	18W		3170lm
VELORM2030NMBS	1420mm	20W		3530lm
VELORM2430NMBS	1700mm	24W		4220lm
VELORM2630NMBS	1840mm	26W		4580lm
VELORM2830NMBS	1980mm	28W		4930lm



*Σταδιακή κατάργηση / Phase out / Postupné zrušení / Подлежат на постепенно отстраняване

VELOR MINI





HIGH OUTPUT SERIES

~185lm/w | 72.000hrs (L80 F10)

				 3000K / 4000K / 6500K
VELORM10**HO	370mm	10W	** 30 → 3000K ** 40 → 4000K ** 65 → 6500K	1790lm / 1860lm / -
VELORM12**HO	440mm	12W		2140lm / 2240lm / -
VELORM14**HO	510mm	14W		2500lm / 2610lm / -
VELORM16**HO	580mm	16W		2850lm / 2990lm / 2990lm
VELORM18**HO	650mm	18W		3210lm / 3360lm / -
VELORM20**HO	720mm	20W		3560lm / 3730lm / -
VELORM22**HO	790mm	22W		3920lm / 4100lm / -
VELORM24**HO	860mm	24W		4280lm / 4480lm / 4480lm
VELORM25**HO	930mm	25W		4640lm / 4850lm / -
VELORM27**HO	1000mm	27W		5000lm / 5230lm / -
VELORM29**HO	1070mm	29W		5360lm / 5600lm / -
VELORM31**HO	1140mm	31W		5710lm / 5970lm / 5970lm
VELORM33**HO	1210mm	33W		6070lm / 6340lm / -
VELORM35**HO	1280mm	35W		6420lm / 6720lm / -
VELORM37**HO	1350mm	37W		6780lm / 7090lm / -
VELORM39**HO	1420mm	39W		7140lm / 7470lm / 7470lm
VELORM41**HO	1490mm	41W		7500lm / 7840lm / -
VELORM43**HO	1560mm	43W		7850lm / 8210lm / -
VELORM45**HO	1630mm	45W		8210lm / 8580lm / -
VELORM47**HO	1700mm	47W		8560lm / 8960lm / 8960lm
VELORM49**HO	1770mm	49W	8920lm / 9330lm / -	
VELORM51**HO	1840mm	51W	9270lm / 9710lm / -	
VELORM53**HO	1910mm	53W	9630lm / 10080lm / -	
VELORM55**HO	1980mm	55W	9990lm / 10450lm / 10450lm	



VELOR MINI ΕΞΑΡΤΗΜΑΤΑ / ACCESSORIES / PŘÍSLUŠENSTVÍ / АКЦЕСОАРИ

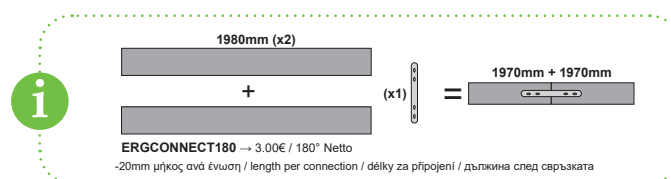
		i
MCPTS180	180° Σύνδεσμος / Connector / Konektor / Конектор	370mm-1980mm (3 pcs)
SW4M	Ατσάλνια ντίζα 4 μέτρων / Steel wire 4m 4m ocelový nastaviteľný kabel / 4 метра стоманен кабел	370mm-1980mm (2 pcs)



MCPTS180



SW4M



Τα τεχνικά στοιχεία του προϊόντος ενδέχεται να διαφέρουν από τα αναγραφόμενα +/- 10% και οι διαστάσεις +/- 1%
The technical data of the product may differ from the listed +/- 10% and dimensions +/- 1%
Technické údaje produktu se mohou lišit od uvedených údajů +/- 10% a rozměry +/- 1%
Техническите данни на продуктите могат да се различават от изброените +/- 10% и размери +/- 1%



CORA

PENDANT

- ALU
- PC
- 230V
- SMD
- 5
- Ra80
- IP20
- 120°
- LT 75%
-

TRIDONIC
DRIVER BOX



(EM)

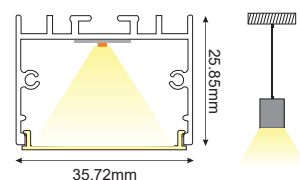
3hrs
EMERGENCY KIT

(DIM)

1-100%
DIMMABLE PUSH BUTTON

(CCT)

3000K-6000K
COLOR TEMPERATURE



ECONOMY SERIES

~164lm/w | 50.000hrs (L70 F10)

				3000K / 4000K / 6500K
CORA12**EC	580mm	12W	** 30 → 3000K ** 40 → 4000K ** 65 → 6500K	1870lm / 1970lm / 1970lm
CORA18**EC	860mm	18W		2800lm / 2950lm / 2950lm
CORA24**EC	1140mm	24W		3740lm / 3940lm / 3940lm
CORA30**EC	1420mm	30W		4670lm / 4920lm / 4920lm
CORA35**EC	1700mm	35W		5610lm / 5910lm / 5910lm
CORA41**EC	1980mm	41W		6450lm / 6890lm / 6890lm



*NOMINAL MODE HIGH EFFICIENCY SERIES

~175lm/w | 50.000hrs (L70 F10)

CORA830NMBS	580mm	8W	3000K	1410lm
CORA1230NMBS	860mm	12W		2100lm
CORA1630NMBS	1140mm	16W		2820lm
CORA1830NMBS	1280mm	18W		3170lm
CORA2030NMBS	1420mm	20W		3530lm
CORA2430NMBS	1700mm	24W		4220lm
CORA2630NMBS	1840mm	26W		4580lm
CORA2830NMBS	1980mm	28W		4930lm



HIGH OUTPUT SERIES

~185lm/w | 72.000hrs (L80 F10)

CORA10**HO	370mm	10W	** 30 → 3000K ** 40 → 4000K ** 65 → 6500K	3000K / 4000K / 6500K 1790lm / 1860lm / -
CORA12**HO	440mm	12W		2140lm / 2240lm / -
CORA14**HO	510mm	14W		2500lm / 2610lm / -
CORA16**HO	580mm	16W		2850lm / 2990lm / 2990lm
CORA18**HO	650mm	18W		3210lm / 3360lm / -
CORA20**HO	720mm	20W		3560lm / 3730lm / -
CORA22**HO	790mm	22W		3920lm / 4100lm / -
CORA24**HO	860mm	24W		4280lm / 4480lm / 4480lm
CORA25**HO	930mm	25W		4640lm / 4850lm / -
CORA27**HO	1000mm	27W		5000lm / 5230lm / -
CORA29**HO	1070mm	29W		5360lm / 5600lm / -
CORA31**HO	1140mm	31W		5710lm / 5970lm / 5970lm
CORA33**HO	1210mm	33W		6070lm / 6340lm / -
CORA35**HO	1280mm	35W		6420lm / 6720lm / -
CORA37**HO	1350mm	37W		6780lm / 7090lm / -
CORA39**HO	1420mm	39W		7140lm / 7470lm / 7470lm
CORA41**HO	1490mm	41W		7500lm / 7840lm / -
CORA43**HO	1560mm	43W		7850lm / 8210lm / -
CORA45**HO	1630mm	45W		8210lm / 8580lm / -
CORA47**HO	1700mm	47W		8560lm / 8960lm / 8960lm
CORA49**HO	1770mm	49W		8920lm / 9330lm / -
CORA51**HO	1840mm	51W		9270lm / 9710lm / -
CORA53**HO	1910mm	53W		9630lm / 10080lm / -
CORA55**HO	1980mm	55W		9990lm / 10450lm / 10450lm

CORA ΕΞΑΡΤΗΜΑΤΑ / ACCESSORIES / PŘÍSLUŠENSTVÍ / АКЦЕСОАРИ

SW210	Ατσάλ. ντίζα 2 μέτρων με ρυθμιζ. ύψος / Steel wire 2m with adjustable height 2m ocelový nastaviteľný kabel / 2 метра стоманен кабел	370mm-1980mm (2 pcs)
SW4M	Ατσάλεία ντίζα 4 μέτρων / Steel wire 4m 4m ocelový nastaviteľný kabel / 4 метра стоманен кабел SW210	370mm-1980mm (2 pcs)

*Σταδιακή κατάργηση / Phase out / Postupné zrušení / Подлежат на постепенно отстраняване



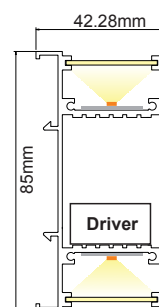
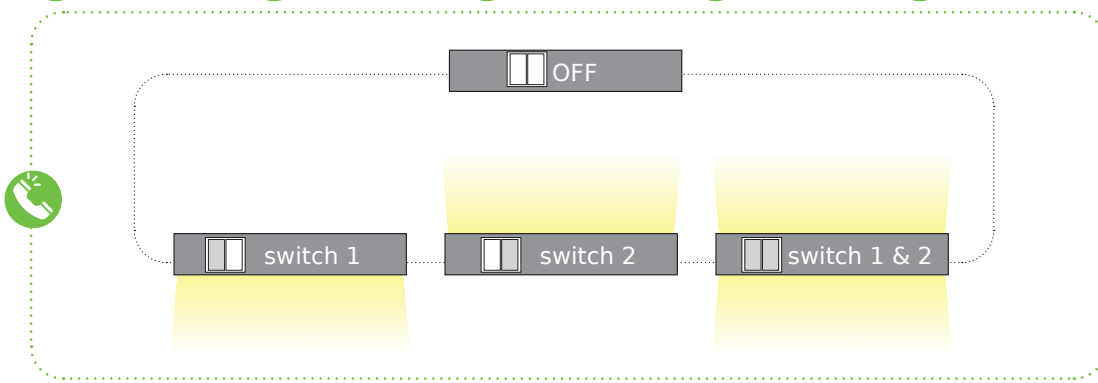
NIC

WALL WASHER

TRIDONIC

- ALU
- PC
- 230V
- SMD
- 5
- Ra80
- IP20
- 120°
- LT 75%
-

DRIVER IN



(EM)

3hrs

EMERGENCY KIT

(DIM)

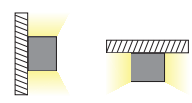
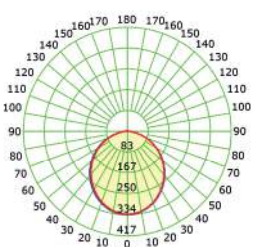
1-100%

DIMMABLE PUSH BUTTON

(CCT)

3000K-6000K

COLOR TEMPERATURE



ECONOMY SERIES






~164lm/w | 50.000hrs (L70 F10)

					3000K / 4000K / 6500K
NIC212**EC	580mm	2x12W	** 30 → 3000K ** 40 → 4000K ** 65 → 6500K		2x1870lm / 2x1970lm / 2x1970lm
NIC218**EC	860mm	2x18W			2x2800lm / 2x2950lm / 2x2950lm
NIC224**EC	1140mm	2x24W			2x3740lm / 2x3940lm / 2x3940lm
NIC230**EC	1420mm	2x30W			2x4670lm / 2x4920lm / 2x4920lm
NIC235**EC	1700mm	2x35W			2x5610lm / 2x5910lm / 2x5910lm
NIC241**EC	1980mm	2x41W			2x6450lm / 2x6890lm / 2x6890lm



*NOMINAL MODE HIGH EFFICIENCY SERIES





~175lm/w | 50.000hrs (L70 F10)

				
NIC2830NMBS	580mm	2x8W	3000K	2x1410lm
NIC21230NMBS	860mm	2x12W		2x2100lm
NIC21630NMBS	1140mm	2x16W		2x2820lm
NIC21830NMBS	1280mm	2x18W		2x3170lm
NIC22030NMBS	1420mm	2x20W		2x3530lm
NIC22430NMBS	1700mm	2x24W		2x4220lm
NIC22630NMBS	1840mm	2x26W		2x4580lm
NIC22830NMBS	1980mm	2x28W		2x4930lm



HIGH OUTPUT SERIES

~185lm/w | 72.000hrs (L80 F10)

				 3000K / 4000K / 6500K
NIC210**HO	370mm	2x10W	** 30 → 3000K ** 40 → 4000K ** 65 → 6500K	2x1790lm / 2x1860lm / -
NIC212**HO	440mm	2x12W		2x2140lm / 2x2240lm / -
NIC214**HO	510mm	2x14W		2x2500lm / 2x2610lm / -
NIC216**HO	580mm	2x16W		2x2850lm / 2x2990lm / 2x2990lm
NIC218**HO	650mm	2x18W		2x3210lm / 2x3360lm / -
NIC220**HO	720mm	2x20W		2x3560lm / 2x3730lm / -
NIC222**HO	790mm	2x22W		2x3920lm / 2x4100lm / -
NIC224**HO	860mm	2x24W		2x4280lm / 2x4480lm / 2x4480lm
NIC225**HO	930mm	2x25W		2x4640lm / 2x4850lm / -
NIC227**HO	1000mm	2x27W		2x5000lm / 2x5230lm / -
NIC229**HO	1070mm	2x29W		2x5360lm / 2x5600lm / -
NIC231**HO	1140mm	2x31W		2x5710lm / 2x5970lm / 2x5970lm
NIC233**HO	1210mm	2x33W		2x6070lm / 2x6340lm / -
NIC235**HO	1280mm	2x35W		2x6420lm / 2x6720lm / -
NIC237**HO	1350mm	2x37W		2x6780lm / 2x7090lm / -
NIC239**HO	1420mm	2x39W		2x7140lm / 2x7470lm / 2x7470lm
NIC241**HO	1490mm	2x41W		2x7500lm / 2x7840lm / -
NIC243**HO	1560mm	2x43W		2x7850lm / 2x8210lm / -
NIC245**HO	1630mm	2x45W		2x8210lm / 2x8580lm / -
NIC247**HO	1700mm	2x47W		2x8560lm / 2x8960lm / 2x8960lm
NIC249**HO	1770mm	2x49W		2x8920lm / 2x9330lm / -
NIC251**HO	1840mm	2x51W		2x9270lm / 2x9710lm / -
NIC253**HO	1910mm	2x53W		2x9630lm / 2x10080lm / -
NIC255**HO	1980mm	2x55W		2x9990lm / 2x10450lm / 2x10450lm

Τα τεχνικά στοιχεία του προϊόντος ενδέχεται να διαφέρουν από τα αναγραφόμενα +/- 10% και οι διαστάσεις +/- 1%

The technical data of the product may differ from the listed +/- 10% and dimensions +/- 1%

Technické údaje produktu se mohou lišit od uvedených údajů +/- 10% a rozměry +/- 1%

Техническите данни на продуктите могат да се различават от изброените +/- 10% и размери +/- 1%

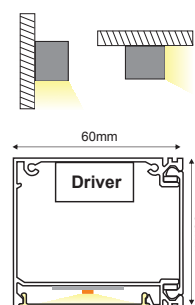
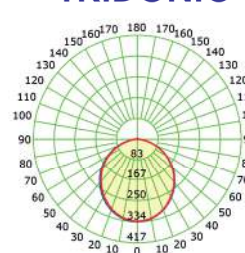
*Σταδιακή κατάρριψη / Phase out / Postupné zrušení / Подлежат на постепенно отстраняване

CALLA

WALL WASHER



TRIDONIC



ECONOMY SERIES

~164lm/w | 50.000hrs (L70 F10)

Icon: Padlock	Icon: Length	Icon: Power	Icon: Sun	Icon: Light bulb
				3000K / 4000K / 6500K
CALLA12**EC	580mm	12W	** 30 → 3000K ** 40 → 4000K ** 65 → 6500K	1870lm / 1970lm / 1970lm
CALLA18**EC	860mm	18W		2800lm / 2950lm / 2950lm
CALLA24**EC	1140mm	24W		3740lm / 3940lm / 3940lm
CALLA30**EC	1420mm	30W		4670lm / 4920lm / 4920lm
CALLA35**EC	1700mm	35W		5610lm / 5910lm / 5910lm
CALLA41**EC	1980mm	41W		6450lm / 6890lm / 6890lm
CALLA47**EC	2260mm	47W		7480lm / 7880lm / 7880lm
CALLA53**EC	2540mm	53W		8410lm / 8860lm / 8860lm
CALLA59**EC	2820mm	59W		9350lm / 9850lm / 9850lm



*NOMINAL MODE HIGH EFFICIENCY SERIES

~175lm/w | 50.000hrs (L70 F10)

Icon: Padlock	Icon: Length	Icon: Power	Icon: Sun	Icon: Light bulb
			3000K	
CALLA830NMBS	580mm	8W	3000K	1410lm
CALLA1230NMBS	860mm	12W		2100lm
CALLA1630NMBS	1140mm	16W		2820lm
CALLA1830NMBS	1280mm	18W		3170lm
CALLA2030NMBS	1420mm	20W		3530lm
CALLA2430NMBS	1700mm	24W		4220lm
CALLA2630NMBS	1840mm	26W		4580lm
CALLA2830NMBS	1980mm	28W		4930lm
CALLA3230NMBS	2260mm	32W		5630lm
CALLA3630NMBS	2540mm	36W		6340lm
CALLA4230NMBS	2960mm	42W		7400lm

*Σταδιακή κατάργηση / Phase out / Postupné zrušení / Подлежат на постепенно отстраняване

www.acalight.gr



HIGH OUTPUT SERIES

~185lm/w | 72.000hrs (L80 F10)

				 3000K / 4000K / 6500K
CALLA10**HO	370mm	10W	** 30 → 3000K ** 40 → 4000K ** 65 → 6500K	1790lm / 1860lm / -
CALLA12**HO	440mm	12W		2140lm / 2240lm / -
CALLA14**HO	510mm	14W		2500lm / 2610lm / -
CALLA16**HO	580mm	16W		2850lm / 2990lm / 2990lm
CALLA18**HO	650mm	18W		3210lm / 3360lm / -
CALLA20**HO	720mm	20W		3560lm / 3730lm / -
CALLA22**HO	790mm	22W		3920lm / 4100lm / -
CALLA24**HO	860mm	24W		4280lm / 4480lm / 4480lm
CALLA25**HO	930mm	25W		4640lm / 4850lm / -
CALLA27**HO	1000mm	27W		5000lm / 5230lm / -
CALLA29**HO	1070mm	29W		5360lm / 5600lm / -
CALLA31**HO	1140mm	31W		5710lm / 5970lm / 5970lm
CALLA33**HO	1210mm	33W		6070lm / 6340lm / -
CALLA35**HO	1280mm	35W		6420lm / 6720lm / -
CALLA37**HO	1350mm	37W		6780lm / 7090lm / -
CALLA39**HO	1420mm	39W		7140lm / 7470lm / 7470lm
CALLA41**HO	1490mm	41W		7500lm / 7840lm / -
CALLA43**HO	1560mm	43W		7850lm / 8210lm / -
CALLA45**HO	1630mm	45W		8210lm / 8580lm / -
CALLA47**HO	1700mm	47W		8560lm / 8960lm / 8960lm
CALLA49**HO	1770mm	49W		8920lm / 9330lm / -
CALLA51**HO	1840mm	51W		9270lm / 9710lm / -
CALLA53**HO	1910mm	53W		9630lm / 10080lm / -
CALLA55**HO	1980mm	55W		9990lm / 10450lm / 10450lm
CALLA57**HO	2050mm	57W		10350lm / 10820lm / -
CALLA59**HO	2120mm	59W		10700lm / 11200lm / -
CALLA61**HO	2190mm	61W		11060lm / 11570lm / -
CALLA63**HO	2260mm	63W		11410lm / 11950lm / 11950lm
CALLA65**HO	2330mm	65W		11770lm / 12320lm / -
CALLA66**HO	2400mm	66W		12120lm / 12690lm / -
CALLA68**HO	2470mm	68W		12480lm / 13070lm / -
CALLA70**HO	2540mm	70W		13120lm / 13440lm / 13440lm
CALLA72**HO	2610mm	72W	13200lm / 13810lm / -	
CALLA74**HO	2680mm	74W	13550lm / 14190lm / -	
CALLA76**HO	2750mm	76W	13910lm / 14560lm / -	
CALLA78**HO	2820mm	78W	14260lm / 14930lm / 14930lm	
CALLA80**HO	2890mm	80W	14630lm / 15310lm / -	
CALLA82**HO	2960mm	82W	14980lm / 15680lm / -	

Τα τεχνικά στοιχεία του προϊόντος ενδέχεται να διαφέρουν από τα αναγραφόμενα +/- 10% και οι διαστάσεις +/- 1%

The technical data of the product may differ from the listed +/- 10% and dimensions +/- 1%

Technické údaje produktu se mohou lišit od uvedených údajů +/- 10% a rozměry +/- 1%

Техническите данни на продукти могат да се различават от изброените +/- 10% и размери +/- 1%



SIEN

PENDANT



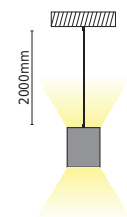
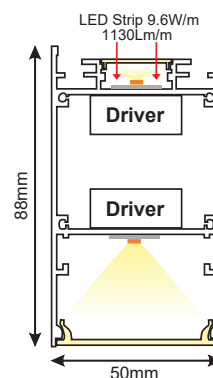
TRIDONIC

i Κατόπιν ζήτησης / Upon request
 Na vyžádání / При поискване:



EP288NH
 3.00€ Netto

Σετ μεταλλικές τάπες 2τεμ. χωρίς βίδες
 Set 2pcs metal caps without screws
 Sada 2ks kovových víček bez šroubů
 Метални капачки 2бр без винтове



(EM)

3hrs
EMERGENCY KIT

(DIM)

1-100%
DIMMABLE PUSH BUTTON

(PIR)

84°
SENSOR IR

(CCT)

3000K-6000K
COLOR TEMPERATURE

134

www.acalight.gr



ECONOMY SERIES

~164lm/w | 50.000hrs (L70 F10)


				3000K / 4000K / 6500K
SIEN12**EC	580mm	12W	** 30 → 3000K ** 40 → 4000K ** 65 → 6500K	1870lm / 1970lm / 1970lm
SIEN18**EC	860mm	18W		2800lm / 2950lm / 2950lm
SIEN24**EC	1140mm	24W		3740lm / 3940lm / 3940lm
SIEN30**EC	1420mm	30W		4670lm / 4920lm / 4920lm
SIEN35**EC	1700mm	35W		5610lm / 5910lm / 5910lm
SIEN41**EC	1980mm	41W		6450lm / 6890lm / 6890lm



*NOMINAL MODE HIGH EFFICIENCY SERIES

~175lm/w | 50.000hrs (L70 F10)

SIEN830NMBS	580mm	8W	3000K	1410lm
SIEN1230NMBS	860mm	12W		2100lm
SIEN1630NMBS	1140mm	16W		2820lm
SIEN1830NMBS	1280mm	18W		3170lm
SIEN2030NMBS	1420mm	20W		3530lm
SIEN2430NMBS	1700mm	24W		4220lm
SIEN2630NMBS	1840mm	26W		4580lm
SIEN2830NMBS	1980mm	28W		4930lm



*Σταδιακή κατάργηση / Phase out / Postupně zrušení / Подлежат на постепенно отстраняване



HIGH OUTPUT SERIES

~185lm/w | 72.000hrs (L80 F10)

				3000K / 4000K / 6500K
SIEN10**HO	370mm	10W	** 30 → 3000K ** 40 → 4000K ** 65 → 6500K	1790lm / 1860lm / -
SIEN12**HO	440mm	12W		2140lm / 2240lm / -
SIEN14**HO	510mm	14W		2500lm / 2610lm / -
SIEN16**HO	580mm	16W		2850lm / 2990lm / 2990lm
SIEN18**HO	650mm	18W		3210lm / 3360lm / -
SIEN20**HO	720mm	20W		3560lm / 3730lm / -
SIEN22**HO	790mm	22W		3920lm / 4100lm / -
SIEN24**HO	860mm	24W		4280lm / 4480lm / 4480lm
SIEN25**HO	930mm	25W		4640lm / 4850lm / -
SIEN27**HO	1000mm	27W		5000lm / 5230lm / -
SIEN29**HO	1070mm	29W		5360lm / 5600lm / -
SIEN31**HO	1140mm	31W		5710lm / 5970lm / 5970lm
SIEN33**HO	1210mm	33W		6070lm / 6340lm / -
SIEN35**HO	1280mm	35W		6420lm / 6720lm / -
SIEN37**HO	1350mm	37W		6780lm / 7090lm / -
SIEN39**HO	1420mm	39W		7140lm / 7470lm / 7470lm
SIEN41**HO	1490mm	41W		7500lm / 7840lm / -
SIEN43**HO	1560mm	43W		7850lm / 8210lm / -
SIEN45**HO	1630mm	45W		8210lm / 8580lm / -
SIEN47**HO	1700mm	47W		8560lm / 8960lm / 8960lm
SIEN49**HO	1770mm	49W	8920lm / 9330lm / -	
SIEN51**HO	1840mm	51W	9270lm / 9710lm / -	
SIEN53**HO	1910mm	53W	9630lm / 10080lm / -	
SIEN55**HO	1980mm	55W	9990lm / 10450lm / 10450lm	



Στις τιμές των Watt και Lumen δεν συμπεριλαμβάνεται η λωρίδα LED.
The watt and Lumen values do not include the LED strip.
Hodnoty wattů a lumenů nezahrnují LED pásek.
Стойности за ватове и лумени не включват LED лентата.

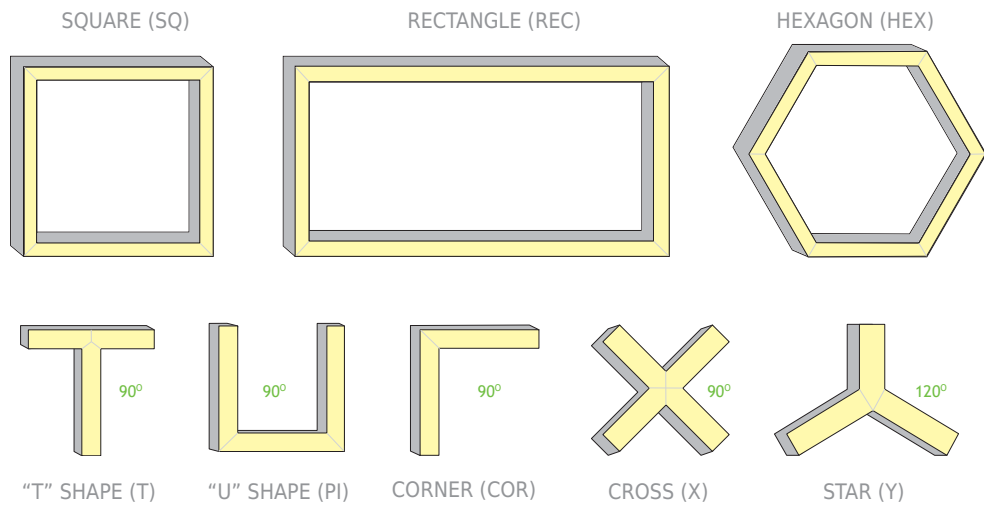
ΕΙΔΙΚΕΣ ΚΑΤΑΣΚΕΥΕΣ / SPECIAL STRUCTURES / SPECIÁLNI KONSTRUKCE / СПЕЦИАЛНИ КОНСТРУКЦИИ



HIGH OUTPUT SERIES

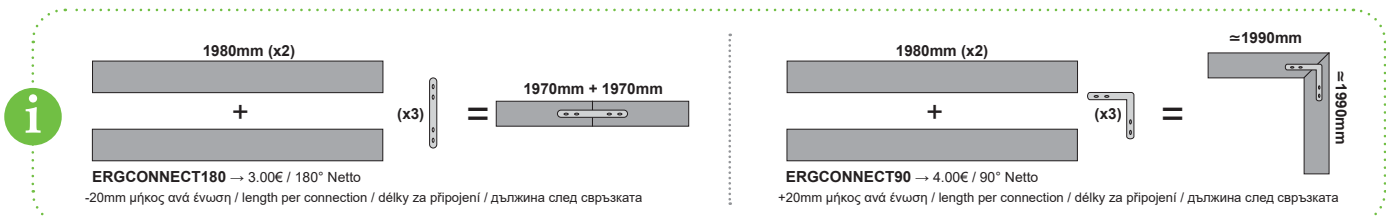

~185lm/w | 72.000hrs (L80 F10)

SIEN157**HOSQ	1450 x 1450mm	157W	** 30 → 3000K ** 40 → 4000K	3000K / 4000K 28550lm / 29870lm
SIEN157**HOREC	1940 x 960mm	157W		28550lm / 29870lm
SIEN94**HOHEX	Ø1200mm	94W		17120lm / 17920lm



SIEN ΕΞΑΡΤΗΜΑΤΑ / ACCESSORIES / PŘÍSLUŠENSTVÍ / АКЦЕСОАРИ

SW4M	Ατσάλινα ντίζα 4 μέτρων / Steel wire 4m / 4m ocelový nastaviteľný kábel / 4 метра стоманен кабел	370mm-1980mm (2 pcs)
MCPTS180	180° Σύνδεσμος / Connector / Konektor / Конектор	580mm-2820mm (4 pcs)
MCPS90	90° Σύνδεσμος / Connector / Konektor / Конектор (SIDE)	370mm-2960mm (2 pcs)
MCPT90	90° Σύνδεσμος / Connector / Konektor / Конектор (TOP)	370mm-2960mm (2 pcs)



Τα τεχνικά στοιχεία του προϊόντος (TRIDONIC) ενδέχεται να διαφέρουν από τα αναγραφόμενα +/- 10% και οι διαστάσεις +/- 1%

The technical data of the product (TRIDONIC) may differ from the listed +/- 10% and dimensions +/- 1%

Technické údaje produktu (TRIDONIC) se mohou lišit od uvedených údajů +/- 10% a rozměry +/- 1%

Техническите данни на продукти (TRIDONIC) могат да се различават от изброените +/- 10% и размери +/- 1%

NERI

CEILING / PENDANT

LED LINEAR LUMINAIRES



ALU



PC



230V



SMD



5

TRIDONIC



Ra80



IP20



120°



LT 75%



DRIVER IN

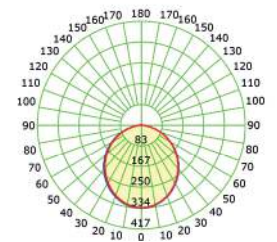
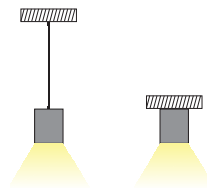
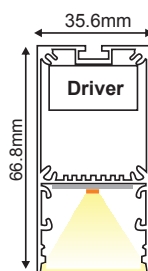


Κατόπιν ζήτησης / Upon request
Na vyžádání / При поискване:



EP210NH
3.00€ Netto

Σετ μεταλλικές τάπες 2τεμ. χωρίς βίδες
Set 2pcs metal caps without screws
Sada 2ks kovových víček bez šroubů
Метални капачки 2бр без винтове



(EM)



3hrs

EMERGENCY KIT

(DIM)



1-100%

DIMMABLE PUSH BUTTON

(PIR)



84°

SENSOR IR

(CCT)



3000K-6000K

COLOR TEMPERATURE



ECONOMY SERIES

~164lm/w | 50.000hrs (L70 F10)

				3000K / 4000K / 6500K
NERI12**EC	580mm	12W	** 30 → 3000K ** 40 → 4000K ** 65 → 6500K	1870lm / 1970lm / 1970lm
NERI18**EC	860mm	18W		2800lm / 2950lm / 2950lm
NERI24**EC	1140mm	24W		3740lm / 3940lm / 3940lm
NERI30**EC	1420mm	30W		4670lm / 4920lm / 4920lm
NERI35**EC	1700mm	35W		5610lm / 5910lm / 5910lm
NERI41**EC	1980mm	41W		6450lm / 6890lm / 6890lm
NERI47**EC	2260mm	47W		7480lm / 7880lm / 7880lm
NERI53**EC	2540mm	53W		8410lm / 8860lm / 8860lm
NERI59**EC	2820mm	59W		9350lm / 9850lm / 9850lm




*NOMINAL MODE HIGH EFFICIENCY SERIES

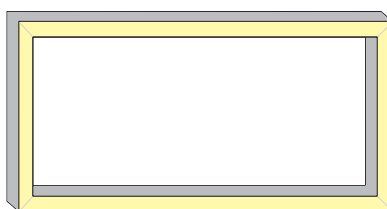
~175lm/w | 50.000hrs (L70 F10)

NERI830NMBS	580mm	8W	3000K	1410lm
NERI1230NMBS	860mm	12W		2100lm
NERI1630NMBS	1140mm	16W		2820lm
NERI1830NMBS	1280mm	18W		3170lm
NERI2030NMBS	1420mm	20W		3530lm
NERI2430NMBS	1700mm	24W		4220lm
NERI2630NMBS	1840mm	26W		4580lm
NERI2830NMBS	1980mm	28W		4930lm
NERI3230NMBS	2260mm	32W		5630lm
NERI3630NMBS	2540mm	36W		6340lm
NERI4230NMBS	2960mm	42W		7400lm

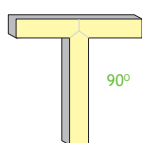
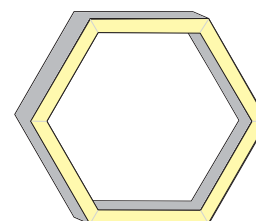
SQUARE (SQ)



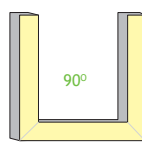
RECTANGLE (REC)



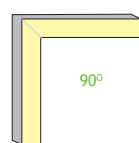
HEXAGON (HEX)



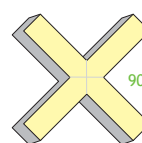
"T" SHAPE (T)



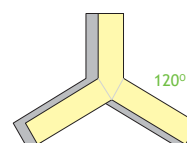
"U" SHAPE (PI)



CORNER (COR)



CROSS (X)








STAR (Y)

*Σταδιακή κατάρρευση / Phase out / Postupné zrušení / Подлежат на постепенно отстраняване



HIGH OUTPUT SERIES

~185lm/w | 72.000hrs (L80 F10)

				 3000K / 4000K / 6500K
NERI10**HO	370mm	10W	** 30 → 3000K ** 40 → 4000K ** 65 → 6500K	1790lm / 1860lm / -
NERI12**HO	440mm	12W		2140lm / 2240lm / -
NERI14**HO	510mm	14W		2500lm / 2610lm / -
NERI16**HO	580mm	16W		2850lm / 2990lm / 2990lm
NERI18**HO	650mm	18W		3210lm / 3360lm / -
NERI20**HO	720mm	20W		3560lm / 3730lm / -
NERI22**HO	790mm	22W		3920lm / 4100lm / -
NERI24**HO	860mm	24W		4280lm / 4480lm / 4480lm
NERI25**HO	930mm	25W		4640lm / 4850lm / -
NERI27**HO	1000mm	27W		5000lm / 5230lm / -
NERI29**HO	1070mm	29W		5360lm / 5600lm / -
NERI31**HO	1140mm	31W		5710lm / 5970lm / 5970lm
NERI33**HO	1210mm	33W		6070lm / 6340lm / -
NERI35**HO	1280mm	35W		6420lm / 6720lm / -
NERI37**HO	1350mm	37W		6780lm / 7090lm / -
NERI39**HO	1420mm	39W		7140lm / 7470lm / 7470lm
NERI41**HO	1490mm	41W		7500lm / 7840lm / -
NERI43**HO	1560mm	43W		7850lm / 8210lm / -
NERI45**HO	1630mm	45W		8210lm / 8580lm / -
NERI47**HO	1700mm	47W		8560lm / 8960lm / 8960lm
NERI49**HO	1770mm	49W		8920lm / 9330lm / -
NERI51**HO	1840mm	51W		9270lm / 9710lm / -
NERI53**HO	1910mm	53W		9630lm / 10080lm / -
NERI55**HO	1980mm	55W		9990lm / 10450lm / 10450lm
NERI57**HO	2050mm	57W		10350lm / 10820lm / -
NERI59**HO	2120mm	59W		10700lm / 11200lm / -
NERI61**HO	2190mm	61W	11060lm / 11570lm / -	
NERI63**HO	2260mm	63W	11410lm / 11950lm / 11950lm	
NERI65**HO	2330mm	65W	11770lm / 12320lm / -	
NERI66**HO	2400mm	66W	12120lm / 12690lm / -	
NERI68**HO	2470mm	68W	12480lm / 13070lm / -	
NERI70**HO	2540mm	70W	13120lm / 13440lm / 13440lm	
NERI72**HO	2610mm	72W	13200lm / 13810lm / -	
NERI74**HO	2680mm	74W	13550lm / 14190lm / -	
NERI76**HO	2750mm	76W	13910lm / 14560lm / -	
NERI78**HO	2820mm	78W	14260lm / 14930lm / 14930lm	
NERI80**HO	2890mm	80W	14630lm / 15310lm / -	
NERI82**HO	2960mm	82W	14980lm / 15680lm / -	



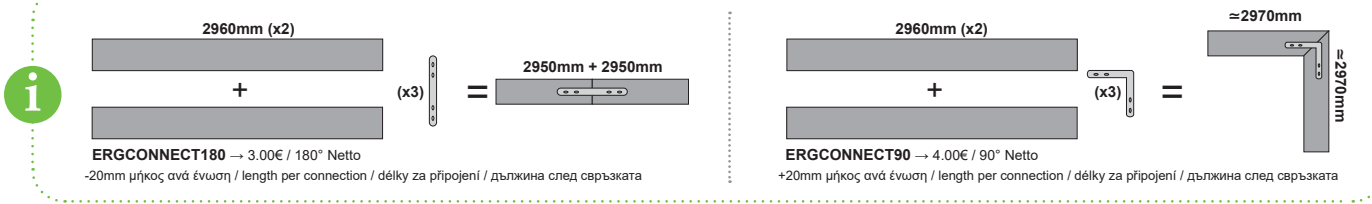
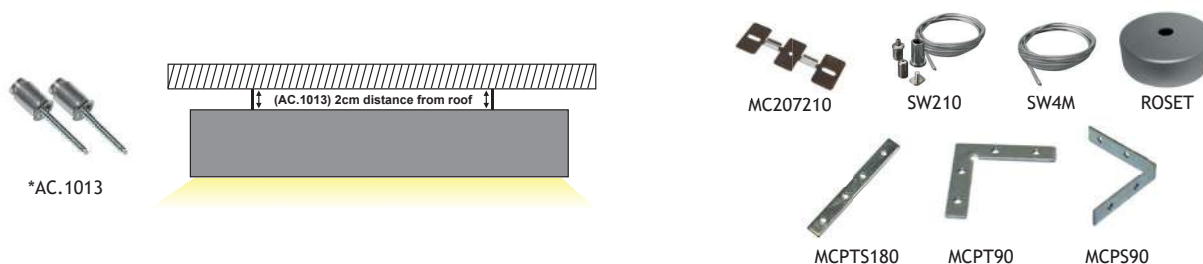
HIGH OUTPUT SERIES

~185lm/w | 72.000hrs (L80 F10)

NERI157**HOSQ		1450 x 1450mm	157W	** 30 → 3000K ** 40 → 4000K	3000K / 4000K
NERI157**HOREC		1940 x 960mm	157W		28550lm / 29870lm
NERI94**HOHEX		Ø1200mm	94W		28550lm / 29870lm
					17120lm / 17920lm

NERI ΕΞΑΡΤΗΜΑΤΑ / ACCESSORIES / PŘÍSLUŠENSTVÍ / АКЦЕСОАРИ

*AC.1013	Μεταλλικό στήριγμα οροφής / Metal ceiling mounting clip / Κοινά stropní montážní spona / Метална скоба за монтаж на таван	580mm-1980mm (1 set - 2 pcs)
		2260mm-2820mm (2 set - 4 pcs)
MC207210	Μεταλλικό κλιπ στερέωσης οροφής / Metal ceiling mounting clip / Κοινά stropní montážní spona / Метална скоба за монтаж на таван	370mm-1000mm (2 pcs)
		1070mm-2470mm (3 pcs)
		2540mm-2960mm (4 pcs)
SW210	Ατσάλνια ντίζα 2 μέτρων με ρυθμιζόμενο ύψος / Steel wire 2m with adjustable height / 2m ocelový nastaviteľný kábel s nastaviteľnou výškou / 2 метра стоманен кабел с регулируема височина	370mm-2470mm (2 pcs)
		2540mm-2960mm (3 pcs)
SW4M	Ατσάλνια ντίζα 4 μέτρων / Steel wire 4m / 4m ocelový nastaviteľný kábel / 4 метра стоманен кабел SW210	370mm-2470mm (2 pcs)
		2540mm-2960mm (3 pcs)
ROSET	Μεταλλική στρόγγυλη ροζέτα / Metal round rosette / Κοινά kulatá rúžice / Метална кръгла розетка	370mm-2960mm (1 pc)
MCPTS180	180° Σύνδεσμος / Connector / Konektor / Конектор	370mm-2960mm (3 pcs)
MCPS90	90° Σύνδεσμος / Connector / Konektor / Конектор (SIDE)	370mm-2960mm (2 pcs)
MCPT90	90° Σύνδεσμος / Connector / Konektor / Конектор (TOP)	370mm-2960mm (1 pc)



Τα τεχνικά στοιχεία του προϊόντος ενδέχεται να διαφέρουν από τα αναγραφόμενα +/- 10% και οι διαστάσεις +/- 1%
 The technical data of the product may differ from the listed +/- 10% and dimensions +/- 1%
 Technické údaje produktu se mohou lišit od uvedených údajů +/- 10% a rozměry +/- 1%
 Техническите данни на продуктите могат да се различават от изброените +/- 10% и размери +/- 1%



TRIDONIC



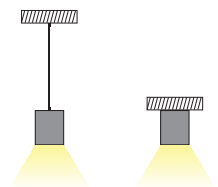
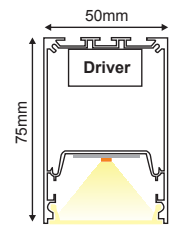

DRIVER
IN

i Κατόπιν ζήτησης / Upon request
Na vyžádání / При поискване:



EP207NH
3.00€ Netto

Σετ μεταλλικές τάπες 2τεμ. χωρίς βίδες
Set 2pcs metal caps without screws
Sada 2ks kovových víček bez šroubů
Метални капачки 2бр без винтове



(EM)



3hrs

EMERGENCY KIT

(DIM)



1-100%

DIMMABLE PUSH BUTTON

(PIR)



84°

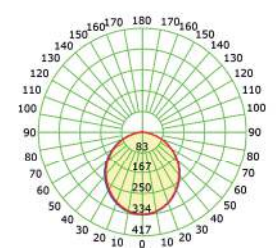
SENSOR IR

(CCT)



3000K-6000K

COLOR TEMPERATURE





ECONOMY SERIES

164lm/w | 50.000hrs (L70 F10)

MILO12**EC	580mm	12W	** 30 → 3000K ** 40 → 4000K ** 65 → 6500K	3000K / 4000K / 6500K
MILO18**EC	860mm	18W		1870lm / 1970lm / 1970lm
MILO24**EC	1140mm	24W		2800lm / 2950lm / 2950lm
MILO30**EC	1420mm	30W		3740lm / 3940lm / 3940lm
MILO35**EC	1700mm	35W		4670lm / 4920lm / 4920lm
MILO41**EC	1980mm	41W		5610lm / 5910lm / 5910lm
MILO47**EC	2260mm	47W		6450lm / 6890lm / 6890lm
MILO53**EC	2540mm	53W		7480lm / 7880lm / 7880lm
MILO59**EC	2820mm	59W		8410lm / 8860lm / 8860lm
				9350lm / 9850lm / 9850lm




*NOMINAL MODE HIGH EFFICIENCY SERIES

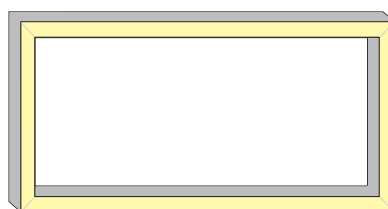
~175lm/w | 50.000hrs (L70 F10)

MILO830NMBS	580mm	8W	3000K	1410lm
MILO1230NMBS	860mm	12W		2100lm
MILO1630NMBS	1140mm	16W		2820lm
MILO1830NMBS	1280mm	18W		3170lm
MILO2030NMBS	1420mm	20W		3530lm
MILO2430NMBS	1700mm	24W		4220lm
MILO2630NMBS	1840mm	26W		4580lm
MILO2830NMBS	1980mm	28W		4930lm
MILO3230NMBS	2260mm	32W		5630lm
MILO3630NMBS	2540mm	36W		6340lm
MILO4230NMBS	2960mm	42W		7400lm

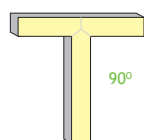
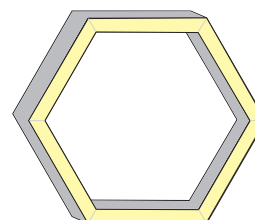
SQUARE (SQ)



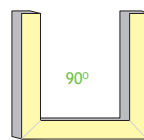
RECTANGLE (REC)



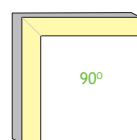
HEXAGON (HEX)



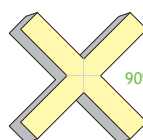
"T" SHAPE (T)



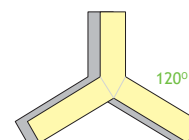
"U" SHAPE (PI)



CORNER (COR)



CROSS (X)



STAR (Y)

*Σταδιακή κατάρρευση / Phase out / Postupné zrušení / Подлежат на постепенно отстраняване



HIGH OUTPUT SERIES

185lm/w | 72.000hrs (L80 F10)

				 3000K / 4000K / 6500K
MILO10**HO	370mm	10W	** 30 → 3000K ** 40 → 4000K ** 65 → 6500K	1790lm / 1860lm / -
MILO12**HO	440mm	12W		2140lm / 2240lm / -
MILO14**HO	510mm	14W		2500lm / 2610lm / -
MILO16**HO	580mm	16W		2850lm / 2990lm / 2990lm
MILO18**HO	650mm	18W		3210lm / 3360lm / -
MILO20**HO	720mm	20W		3560lm / 3730lm / -
MILO22**HO	790mm	22W		3920lm / 4100lm / -
MILO24**HO	860mm	24W		4280lm / 4480lm / 4480lm
MILO25**HO	930mm	25W		4640lm / 4850lm / -
MILO27**HO	1000mm	27W		5000lm / 5230lm / -
MILO29**HO	1070mm	29W		5360lm / 5600lm / -
MILO31**HO	1140mm	31W		5710lm / 5970lm / 5970lm
MILO33**HO	1210mm	33W		6070lm / 6340lm / -
MILO35**HO	1280mm	35W		6420lm / 6720lm / -
MILO37**HO	1350mm	37W		6780lm / 7090lm / -
MILO39**HO	1420mm	39W		7140lm / 7470lm / 7470lm
MILO41**HO	1490mm	41W		7500lm / 7840lm / -
MILO43**HO	1560mm	43W		7850lm / 8210lm / -
MILO45**HO	1630mm	45W		8210lm / 8580lm / -
MILO47**HO	1700mm	47W		8560lm / 8960lm / 8960lm
MILO49**HO	1770mm	49W		8920lm / 9330lm / -
MILO51**HO	1840mm	51W		9270lm / 9710lm / -
MILO53**HO	1910mm	53W		9630lm / 10080lm / -
MILO55**HO	1980mm	55W		9990lm / 10450lm / 10450lm
MILO57**HO	2050mm	57W		10350lm / 10820lm / -
MILO59**HO	2120mm	59W		10700lm / 11200lm / -
MILO61**HO	2190mm	61W		11060lm / 11570lm / -
MILO63**HO	2260mm	63W		11410lm / 11950lm / 11950lm
MILO65**HO	2330mm	65W		11770lm / 12320lm / -
MILO66**HO	2400mm	66W		12120lm / 12690lm / -
MILO68**HO	2470mm	68W	12480lm / 13070lm / -	
MILO70**HO	2540mm	70W	13120lm / 13440lm / 13440lm	
MILO72**HO	2610mm	72W	13200lm / 13810lm / -	
MILO74**HO	2680mm	74W	13550lm / 14190lm / -	
MILO76**HO	2750mm	76W	13910lm / 14560lm / -	
MILO78**HO	2820mm	78W	14260lm / 14930lm / 14930lm	
MILO80**HO	2890mm	80W	14630lm / 15310lm / -	
MILO82**HO	2960mm	82W	14980lm / 15680lm / -	



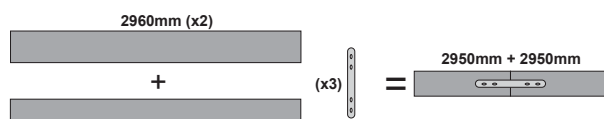
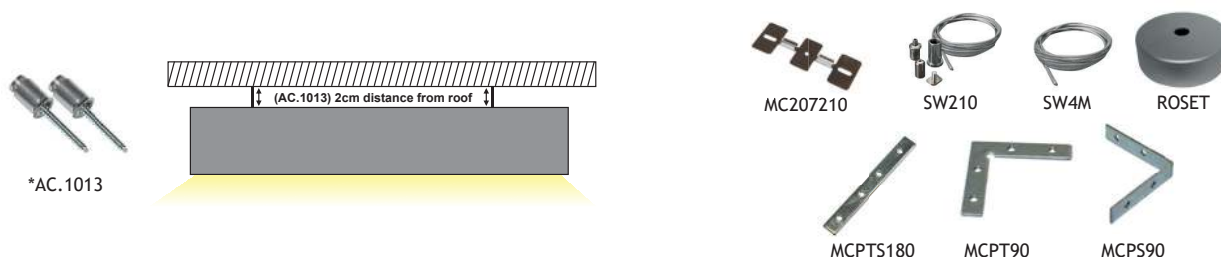
HIGH OUTPUT SERIES

~185lm/w | 72.000hrs (L80 F10)

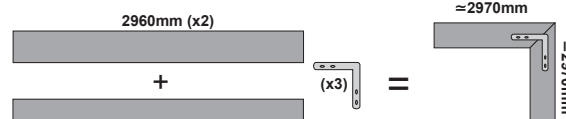
MILO157**HOSQ	1450 x 1450mm	157W	** 30 → 3000K ** 40 → 4000K	3000K / 4000K
MILO157**HOREC	1940 x 960mm	157W		28550lm / 29870lm
MILO94**HOHEX	Ø1200mm	94W		28550lm / 29870lm
				17120lm / 17920lm

MILO ΕΞΑΡΤΗΜΑΤΑ / ACCESSORIES / PŘÍSLUŠENSTVÍ / АКЦЕСОАРИ

*AC.1013	Μεταλλικό στήριγμα οροφής / Metal ceiling mounting clip / Κοινόva stropní montážní spona / Метална скоба за монтаж на таван	580mm-1980mm (1 set - 2 pcs) 2260mm-2820mm (2 set - 4 pcs)
MC207210	Μεταλλικό κλιπ στερέωσης οροφής / Metal ceiling mounting clip / Κοινόva stropní montážní spona / Μεταλλна скоба за монтаж на таван	370mm-1000mm (2 pcs) 1070mm-2470mm (3 pcs) 2540mm-2960mm (4 pcs)
SW210	Ατσάλνια ντίζα 2 μέτρων με ρυθμιζόμενο ύψος / Steel wire 2m with adjustable height / 2m ocelový nastavitelný kabel s nastavitelnou výškou / 2 метра стоманен кабел с регулируема височина	370mm-2470mm (2 pcs) 2540mm-2960mm (3 pcs)
SW4M	Ατσάλνια ντίζα 4 μέτρων / Steel wire 4m / 4m ocelový nastavitelný kabel / 4 метра стоманен кабел SW210	370mm-2470mm (2 pcs) 2540mm-2960mm (3 pcs)
ROSET	Μεταλλική στρόγγυλη ροζέτα / Metal round rosette / Κοινόva kulatá růžice / Метална кръгла розетка	370mm-2960mm (1 pc)
MCPTS180	180° Σύνδεσμος / Connector / Konektor / Конектор	370mm-2960mm (3 pcs)
MCPS90	90° Σύνδεσμος / Connector / Konektor / Конектор (SIDE)	370mm-2960mm (2 pcs)
MCPT90	90° Σύνδεσμος / Connector / Konektor / Конектор (TOP)	370mm-2960mm (1 pc)



ERGCONNECT180 → 3.00€ / 180° Netto
-20mm μήκος ανά ένωση / length per connection / délky za připojení / дължина след свързката



ERGCONNECT90 → 4.00€ / 90° Netto
+20mm μήκος ανά ένωση / length per connection / délky za připojení / дължина след свързката

Τα τεχνικά στοιχεία του προϊόντος ενδέχεται να διαφέρουν από τα αναγραφόμενα +/- 10% και οι διαστάσεις +/- 1%

The technical data of the product may differ from the listed +/- 10% and dimensions +/- 1%

Technické údaje produktu se mohou lišit od uvedených údajů +/- 10% a rozměry +/- 1%

Техническите данни на продукти могат да се различават от изброените +/- 10% и размери +/- 1%



LANKY

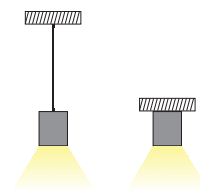
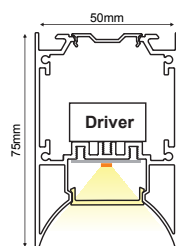
CEILING / PENDANT



TRIDONIC



DRIVER IN



(EM)



3hrs

EMERGENCY KIT

(DIM)



1-100%

DIMMABLE PUSH BUTTON

(PIR)



84°

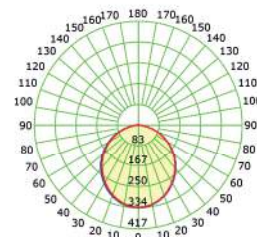
SENSOR IR

(CCT)



3000K-6000K

COLOR TEMPERATURE





ECONOMY SERIES

164lm/w | 50.000hrs (L70 F10)


LANKY12**EC	580mm	12W	** 30 → 3000K ** 40 → 4000K ** 65 → 6500K	3000K / 4000K / 6500K
LANKY18**EC	860mm	18W		1870lm / 1970lm / 1970lm
LANKY24**EC	1140mm	24W		2800lm / 2950lm / 2950lm
LANKY30**EC	1420mm	30W		3740lm / 3940lm / 3940lm
LANKY35**EC	1700mm	35W		4670lm / 4920lm / 4920lm
LANKY41**EC	1980mm	41W		5610lm / 5910lm / 5910lm
				6450lm / 6890lm / 6890lm



*NOMINAL MODE HIGH EFFICIENCY SERIES

~175lm/w | 50.000hrs (L70 F10)

LANKY830NMBS	580mm	8W	3000K	1410lm
LANKY1230NMBS	860mm	12W		2100lm
LANKY1630NMBS	1140mm	16W		2820lm
LANKY1830NMBS	1280mm	18W		3170lm
LANKY2030NMBS	1420mm	20W		3530lm
LANKY2430NMBS	1700mm	24W		4220lm
LANKY2630NMBS	1840mm	26W		4580lm
LANKY2830NMBS	1980mm	28W		4930lm



*Σταδιακή κατάργηση / Phase out / Postupné zrušení / Подлежат на постепенно отстраняване

LANKY



HIGH OUTPUT SERIES




185lm/w | 72.000hrs (L80 F10)

				3000K / 4000K / 6500K
LANKY10**HO	370mm	10W	** 30 → 3000K ** 40 → 4000K ** 65 → 6500K	1790lm / 1860lm / -
LANKY12**HO	440mm	12W		2140lm / 2240lm / -
LANKY14**HO	510mm	14W		2500lm / 2610lm / -
LANKY16**HO	580mm	16W		2850lm / 2990lm / 2990lm
LANKY18**HO	650mm	18W		3210lm / 3360lm / -
LANKY20**HO	720mm	20W		3560lm / 3730lm / -
LANKY22**HO	790mm	22W		3920lm / 4100lm / -
LANKY24**HO	860mm	24W		4280lm / 4480lm / 4480lm
LANKY25**HO	930mm	25W		4640lm / 4850lm / -
LANKY27**HO	1000mm	27W		5000lm / 5230lm / -
LANKY29**HO	1070mm	29W		5360lm / 5600lm / -
LANKY31**HO	1140mm	31W		5710lm / 5970lm / 5970lm
LANKY33**HO	1210mm	33W		6070lm / 6340lm / -
LANKY35**HO	1280mm	35W		6420lm / 6720lm / -
LANKY37**HO	1350mm	37W		6780lm / 7090lm / -
LANKY39**HO	1420mm	39W		7140lm / 7470lm / 7470lm
LANKY41**HO	1490mm	41W		7500lm / 7840lm / -
LANKY43**HO	1560mm	43W		7850lm / 8210lm / -
LANKY45**HO	1630mm	45W		8210lm / 8580lm / -
LANKY47**HO	1700mm	47W		8560lm / 8960lm / 8960lm
LANKY49**HO	1770mm	49W	8920lm / 9330lm / -	
LANKY51**HO	1840mm	51W	9270lm / 9710lm / -	
LANKY53**HO	1910mm	53W	9630lm / 10080lm / -	
LANKY55**HO	1980mm	55W	9990lm / 10450lm / 10450lm	





LANKY ΕΞΑΡΤΗΜΑΤΑ / ACCESSORIES / PŘÍSLUŠENSTVÍ / АКЦЕСОАРИ

		i
MC5075	Μεταλλικό κλιπ στερέωσης / Metal mounting clip Kovoná montážní spona / Метални монтажни скоби	370mm-1980mm (2 pcs)
SW210	Ατσάλνια ντίζα 2 μέτρων με ρυθμιζόμενο ύψος / Steel wire 2m with adjustable height / 2m ocelový nastaviteľný kabel s nastaviteľnou výškou / 2 метра стоманен кабел с регулируема височина	370mm-1980mm (2 pcs)
SW4M	Ατσάλνια ντίζα 4 μέτρων / Steel wire 4m / 4m ocelový nastaviteľný kabel / 4 метра стоманен кабел  SW210	370mm-1980mm (2 pcs)
ROSET	Μεταλλική στρόγγυλη ροζέτα / Metal round rosette / Kovoná kulatá rúžice / Метална кръгла розетка	370mm-1980mm (1 pc)
MCP18075	180° Σύνδεσμος / Connector / Konektor / Конектор	370mm-1980mm (1 set - 2 pcs)
MCP9075	90° Σύνδεσμος / Connector / Konektor / Конектор	370mm-1980mm (1 set - 2 pcs)



MC5075



SW210



SW4M



ROSET



MCP18075

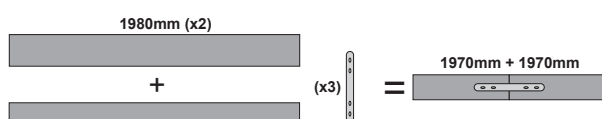


MCP9075



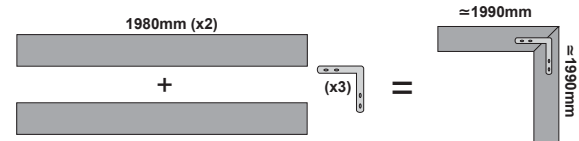
SW210

MC5075

i

ERGCONNECT180 → 3.00€ / 180° Netto

-20mm μήκος ανά ένωση / length per connection / délky za připojení / дължина след свързката



ERGCONNECT90 → 4.00€ / 90° Netto

+20mm μήκος ανά ένωση / length per connection / délky za připojení / дължина след свързката

Τα τεχνικά στοιχεία του προϊόντος ενδέχεται να διαφέρουν από τα αναγραφόμενα +/- 10% και οι διαστάσεις +/- 1%

The technical data of the product may differ from the listed +/- 10% and dimensions +/- 1%

Technické údaje produktu se mohou lišit od uvedených údajů +/- 10% a rozměry +/- 1%

Техническите данни на продукти могат да се различават от изброените +/- 10% и размери +/- 1%

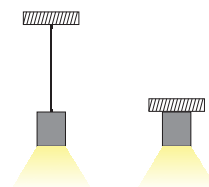
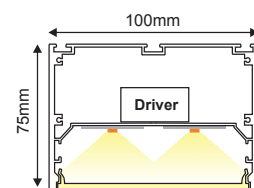



INIGO

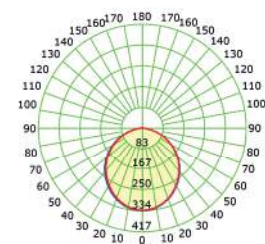
CEILING / PENDANT



TRIDONIC



<p>(EM)</p> <p>3hrs EMERGENCY KIT</p>	<p>(DIM)</p> <p>1-100% DIMMABLE PUSH BUTTON</p>	<p>(PIR)</p> <p>84° SENSOR IR</p>	<p>(CCT)</p> <p>3000K-6000K COLOR TEMPERATURE</p>
---	---	---------------------------------------	---





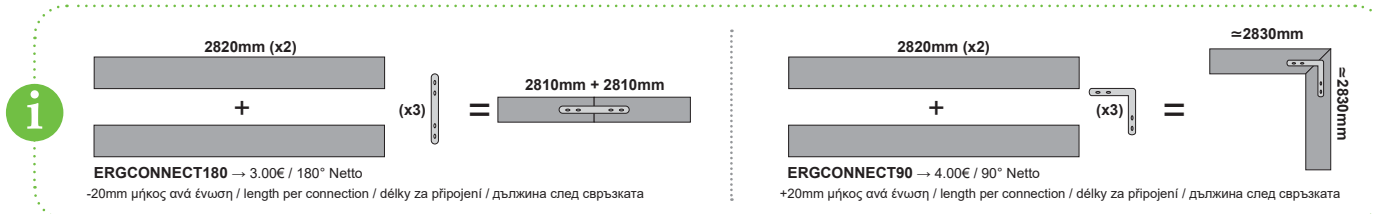
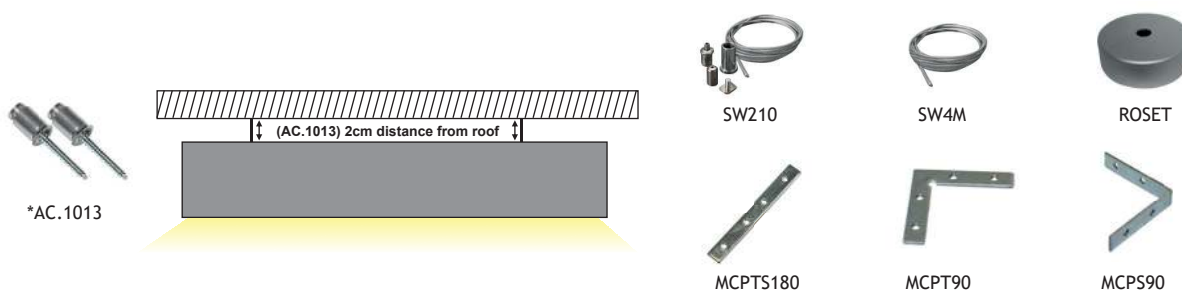
ECONOMY SERIES

164lm/w | 50.000hrs (L70 F10)

				3000K / 4000K / 6500K
INIGO24**EC	580mm	24W	** 30 → 3000K ** 40 → 4000K ** 65 → 6500K	3740lm / 3940lm / 3940lm
INIGO36**EC	860mm	36W		5600lm / 5900lm / 5900lm
INIGO47**EC	1140mm	47W		7480lm / 7880lm / 7880lm
INIGO59**EC	1420mm	59W		9340lm / 9840lm / 9840lm
INIGO71**EC	1700mm	71W		11220lm / 11820lm / 11820lm
INIGO83**EC	1980mm	83W		13080lm / 13780lm / 13780lm
INIGO95**EC	2260mm	95W		14960lm / 15760lm / 15760lm
INIGO107**EC	2540mm	107W		16820lm / 17720lm / 17720lm
INIGO118**EC	2820mm	118W		18700lm / 19700lm / 19700lm


INIGO ΕΞΑΡΤΗΜΑΤΑ / ACCESSORIES / PŘÍSLUŠENSTVÍ / АКЦЕСОРИИ

*AC.1013	Μεταλλικό στήριγμα οροφής / Metal ceiling mounting clip / Kονová stropní montážní spona / Метална скоба за монтаж на таван	580mm-1980mm (1 set - 2 pcs) 2260mm-2820mm (2 set - 4 pcs)
SW210	Ατσάλινη ντίζα 2 μέτρων με ρυθμιζόμενο ύψος / Steel wire 2m with adjustable height / 2m ocelový nastavitelný kabel s nastavitelnou výškou / 2 метра стоманен кабел с регулируема височина	580mm-1980mm (2 pcs) 2260mm-2820mm (3 pcs)
SW4M	Ατσάλινη ντίζα 4 μέτρων / Steel wire 4m / 4m ocelový nastavitelný kabel / 4 метра стоманен кабел SW210	580mm-1980mm (2 pcs) 2260mm-2820mm (3 pcs)
ROSET	Μεταλλική στρόγγυλη ροζέτα / Metal round rosette / Kονová kulatá růžice / Метална кръгла розетка	580mm-2820mm (1 pc)
MCPTS180	180° Σύνδεσμος / Connector / Konektor / Конектор	580mm-2820mm (4 pcs)
MCPS90	90° Σύνδεσμος / Connector / Konektor / Конектор (SIDE)	370mm-2960mm (2 pcs)
MCPT90	90° Σύνδεσμος / Connector / Konektor / Конектор (TOP)	370mm-2960mm (1 pc)



Τα τεχνικά στοιχεία του προϊόντος ενδέχεται να διαφέρουν από τα αναγραφόμενα +/- 10% και οι διαστάσεις +/- 1%
 The technical data of the product may differ from the listed +/- 10% and dimensions +/- 1%
 Technické údaje produktu se mohou lišit od uvedených údajů +/- 10% a rozměry +/- 1%
 Техническите данни на продуктите могат да се различават от изброените +/- 10% и размери +/- 1%

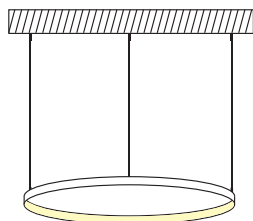
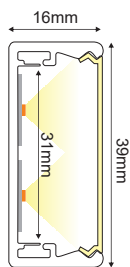
OLAN



- ALU
- PC
- 230V
- SMD
- 2
- Ra80
- IP20
- 120°
- LT 70%
-

OLAN

PENDANT INWARD

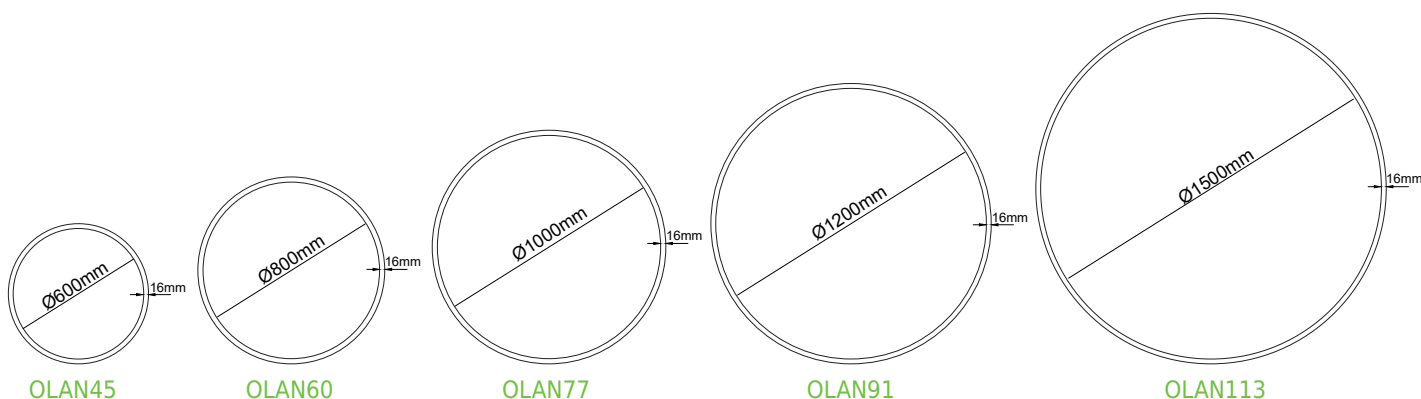


← 09/2023



ΑΜΜΩΔΕΣ ΜΑΥΡΟ / SAND BLACK / PÍSKOVÁ ČERNÁ / ПЯСЬЧНО ЧЕРНО

OLAN45**06C	Ø600mm	45W	** 30 → 3000K ** 40 → 4000K	3000K / 4000K
OLAN60**08C	Ø800mm	60W		4200lm / 4300lm
OLAN77**1C	Ø1000mm	77W		5570lm / 5700lm
OLAN91**12C	Ø1200mm	91W		7150lm / 7300lm
OLAN113**15C	Ø1500mm	113W		8400lm / 8600lm
				10400lm / 10700lm

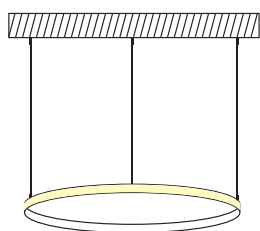
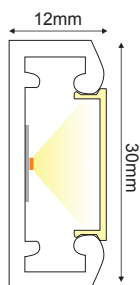




ORIO

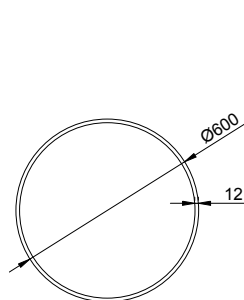
PENDANT OUTWARD

- ALU
- PC
- 230V
- SMD
- 2
- Ra80
- IP20
- 120°
- LT 80%
-

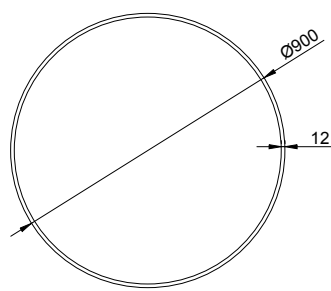


MAYPO MAT / MATT BLACK / MAT ČERNÁ / MAT ЧЕРНО

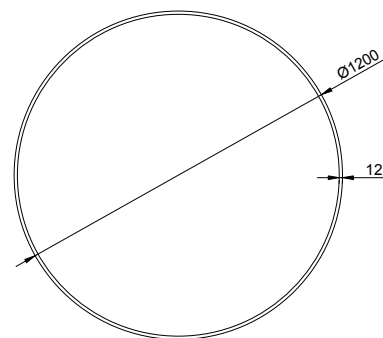
				3000K / 4000K
ORIO22**06C	Ø600mm	22W	** 30 → 3000K ** 40 → 4000K	1480lm / 1520lm
ORIO45**06C		45W		4200lm / 4300lm
ORIO31**09C	Ø900mm	31W		2240lm / 2290lm
ORIO68**09C		68W		6240lm / 6400lm
ORIO43**12C	Ø1200mm	43W		2990lm / 3070lm
ORIO91**12C		91W		8380lm / 8600lm



ORIO22**06C



ORIO31**09C



ORIO43**12C

Τα τεχνικά στοιχεία του προϊόντος ενδέχεται να διαφέρουν από τα αναγραφόμενα +/- 10% και οι διαστάσεις +/- 1%
 The technical data of the product may differ from the listed +/- 10% and dimensions +/- 1%
 Technické údaje produktu se mohou lišit od uvedených údajů +/- 10% a rozměry +/- 1%
 Техническите данни на продуктите могат да се различават от изброените +/- 10% и размери +/- 1%



HOLY

CEILING / PENDANT

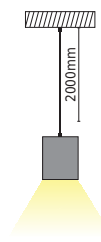
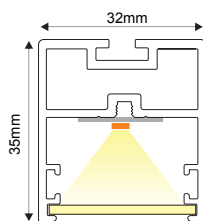
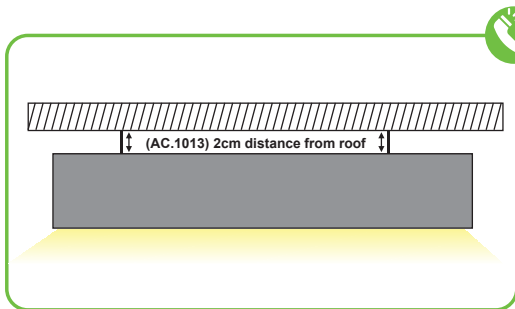


DRIVER BOX



i Το κόστος της βαφής συμπεριλαμβάνεται (MONO ΒΑΣΙΚΑ ΧΡΩΜΑΤΑ)
 The cost of painting is included (BASIC COLORS ONLY)
 Náklady na barviva zahrnutý (POUZE ZÁKLADNÍ BARVY)
 Цената на боядисване е включена (САМО ОСНОВНИ ЦВЕТОВЕ)

SPECIAL COLOR +5.00€ Netto



LINEAR

				3000K / 4000K
HOLY11**	1000mm	11W	** 30 → 3000K ** 40 → 4000K	780lm / 800lm
HOLY24**		24W		2100lm / 2200lm
HOLY23**	2000mm	23W		1590lm / 1630lm
HOLY48**		48W		4300lm / 4400lm
HOLY34**	3000mm	34W		2380lm / 2430lm
HOLY72**		72W		6300lm / 6600lm



"S" SHAPE

Icon: Lock	Icon: Ruler	Icon: Gauge	Icon: Sun	Icon: Lightbulb
HOLY22**06S	Ø600mm	22W	** 30 → 3000K ** 40 → 4000K	3000K / 4000K
HOLY46**06S		46W		1480lm / 1520lm
HOLY36**1S	Ø1000mm	36W		4100lm / 4200lm
HOLY76**1S		76W		2490lm / 2550lm
HOLY74**2S	Ø2000mm	74W		6880lm / 7050lm
HOLY150**2S		150W		5010lm / 5130lm
				13600lm / 13900lm



"C" CIRCULAR

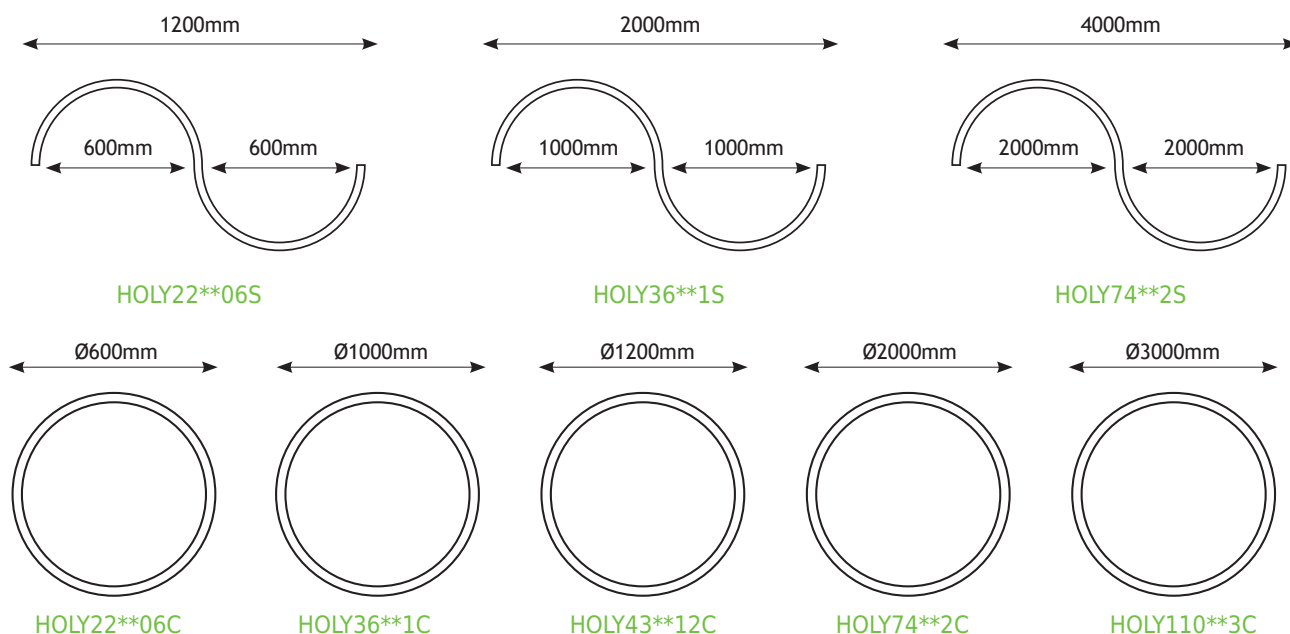
Icon: Lock	Icon: Ruler	Icon: Gauge	Icon: Sun	Icon: Lightbulb
HOLY22**06C	Ø600mm	22W	** 30 → 3000K ** 40 → 4000K	3000K / 4000K
HOLY46**06C		46W		1480lm / 1520lm
HOLY36**1C	Ø1000mm	36W		4100lm / 4200lm
HOLY76**1C		76W		2490lm / 2550lm
HOLY43**12C	Ø1200mm	43W		6880lm / 7050lm
HOLY90**12C		90W		2990lm / 3070lm
HOLY74**2C	Ø2000mm	74W	8200lm / 8400lm	
HOLY150**2C		150W	5010lm / 5130lm	
HOLY110**3C	Ø3000mm	110W	13600lm / 13900lm	
HOLY230**3C		230W	7530lm / 7720lm	
				20500lm / 21000lm

HOLY ΕΞΑΡΤΗΜΑΤΑ / ACCESSORIES / PŘÍSLUŠENSTVÍ / АКЦЕСОАРИ

Icon: Lock	Icon: Pencil	Icon: Information
MCP1803235	180° Σύνδεσμος / Connector Konektor / Конектор	1 set - 3 pcs



MCP1803235



Τα τεχνικά στοιχεία του προϊόντος ενδέχεται να διαφέρουν από τα αναγραφόμενα +/- 10% και οι διαστάσεις +/- 1%
 The technical data of the product may differ from the listed +/- 10% and dimensions +/- 1%
 Technické údaje produktu se mohou lišit od uvedených údajů +/- 10% a rozměry +/- 1%
 Технические данные на продукты могут да се различават от изброените +/- 10% и размери +/- 1%



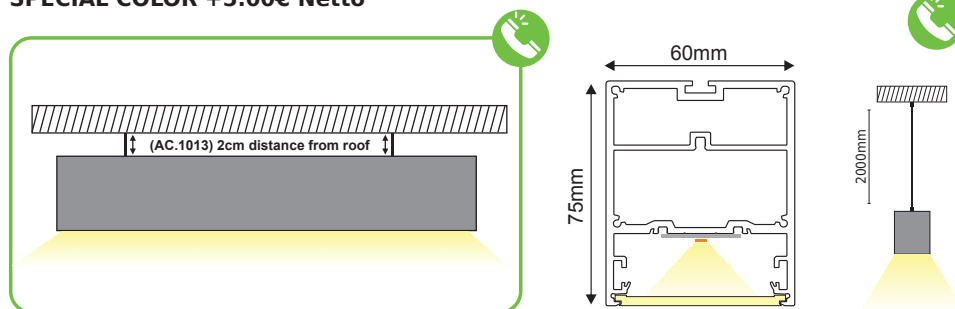
OROS
CEILING / PENDANT

- ALU
- SLC
- 230V
- SMD
- 5
- Ra80
- IP20
- 120°
- LT 50%
-

TRIDONIC

i Το κόστος της βαφής συμπεριλαμβάνεται (ΜΟΝΟ ΒΑΣΙΚΑ ΧΡΩΜΑΤΑ)
The cost of painting is included (BASIC COLORS ONLY)
Náklady na barviva zahrnutý (POUZE ZÁKLADNÍ BARVY)
Цената на боядисване е включена (САМО ОСНОВНИ ЦВЕТОВЕ)

SPECIAL COLOR +5.00€ Netto



LINEAR
HIGH OUTPUT SERIES






~185lm/w | 72.000hrs (L80 F10)

				3000K / 4000K / 6500K
OROS27**HO	1000mm	27W	** 30 → 3000K	5000lm / 5230lm / 5230lm
OROS55**HO	1980mm	55W	** 40 → 4000K	9990lm / 10450lm / 10450lm
OROS82**HO	2960mm	82W	** 65 → 6500K	14980lm / 15680lm / 15680lm

"S" SHAPE

HIGH OUTPUT SERIES






~185lm/w | 72.000hrs (L80 F10)

				 3000K / 4000K / 6500K
OROS78**HO1S	Ø1000mm	78W	** 30 → 3000K ** 40 → 4000K	14260lm / 14930lm / 14930lm
OROS164**HO2S	Ø2000mm	164W	** 65 → 6500K	29850lm / 31360lm / 31360lm




"C" CIRCULAR

HIGH OUTPUT SERIES

~185lm/w | 72.000hrs (L80 F10)

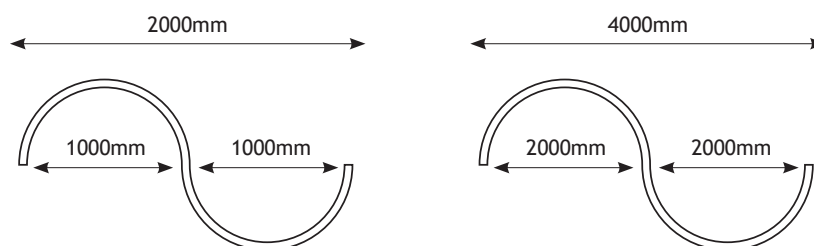
				 3000K / 4000K / 6500K
OROS78**HO1C	Ø1000mm	78W	** 30 → 3000K ** 40 → 4000K ** 65 → 6500K	14260lm / 14930lm / 14930lm
OROS86**HO12C	Ø1200mm	86W		15630lm / 16430lm / 16430lm
OROS164**HO2C	Ø2000mm	164W		29850lm / 31360lm / 31360lm
OROS249**HO3C	Ø3000mm	249W		45480lm / 47790lm / 47790lm

OROS ΕΞΑΡΤΗΜΑΤΑ / ACCESSORIES / PŘÍSLUŠENSTVÍ / АКЦЕСОАРИ

		
MCP1806070	180° Σύνδεσμος / Connector / Konektor / Конектор	1 set - 3 pcs

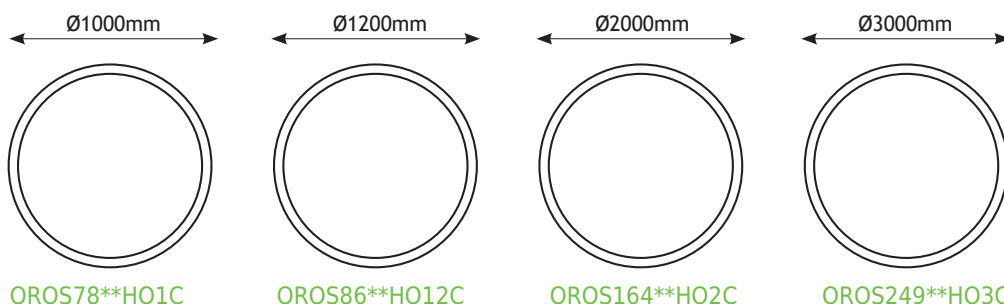


MCP1806070



OROS78HO1S**

OROS164HO2S**



OROS78HO1C**

OROS86HO12C**

OROS164HO2C**

OROS249HO3C**

Τα τεχνικά στοιχεία του προϊόντος ενδέχεται να διαφέρουν από τα αναγραφόμενα +/- 10% και οι διαστάσεις +/- 1%
 The technical data of the product may differ from the listed +/- 10% and dimensions +/- 1%
 Technické údaje produktu se mohou lišit od uvedených údajů +/- 10% a rozměry +/- 1%
 Технические данные на продукты могут да се различават от изброените +/- 10% и размери +/- 1%



YORK
PENDANT

- ALU
- SLC
- 230V
- SMD
- 5
- Ra80
- IP20
- 120°
- LT 50%
-

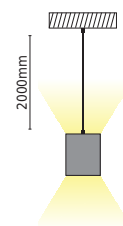
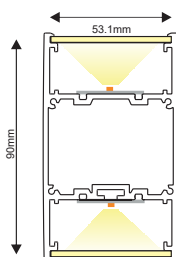

TRIDONIC

DRIVER BOX



i Το κόστος της βαφής συμπεριλαμβάνεται (MONO ΒΑΣΙΚΑ ΧΡΩΜΑΤΑ)
The cost of painting is included (BASIC COLORS ONLY)
Náklady na barviva zahrnutý (POUZE ZÁKLADNÍ BARVY)
Цената на боядисване е включена (САМО ОСНОВНИ ЦВЕТОВЕ)

SPECIAL COLOR +5.00€ Netto



LINEAR
HIGH OUTPUT SERIES






185lm/w | 72.000hrs (L80 F10)

					3000K / 4000K / 6500K
YORK227**HO	1000mm	2x27W	** 30 → 3000K ** 40 → 4000K ** 65 → 6500K	2x5000lm / 2x5230lm/ 2x5230lm	
YORK255**HO	1980mm	2x55W		2x9990lm / 2x10450lm/ 2x10450lm	
YORK282**HO	2960mm	2x82W		2x14980lm / 2x15680lm/ 2x15680lm	

"S" SHAPE

HIGH OUTPUT SERIES






185lm/w | 72.000hrs (L80 F10)

				 3000K / 4000K / 6500K
YORK278**HO1S	Ø1000mm	2x78W	** 30 → 3000K ** 40 → 4000K ** 65 → 6500K	2x14260lm / 2x14930lm / 2x14930lm
YORK2164**HO2S	Ø2000mm	2x164W		2x29850lm / 2x31360lm / 2x31360lm


"C" CIRCULAR

HIGH OUTPUT SERIES

185lm/w | 72.000hrs (L80 F10)

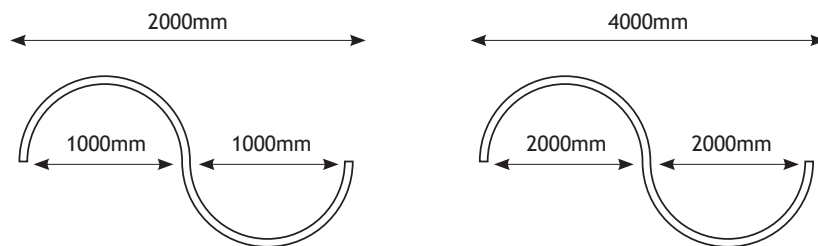
				 3000K / 4000K / 6500K
YORK278**HO1C	Ø1000mm	2x78W	** 30 → 3000K ** 40 → 4000K ** 65 → 6500K	2x14260lm / 2x14930lm / 2x14930lm
YORK2164**HO2C	Ø2000mm	2x164W		2x29850lm / 2x31360lm / 2x31360lm
YORK2249**HO3C	Ø3000mm	2x249W		2x45480lm / 2x47790lm / 2x47790lm

YORK ΕΞΑΡΤΗΜΑΤΑ / ACCESSORIES / PŘÍSLUŠENSTVÍ / АКЦЕСОАРИ

		
MCP1805390	180° Σύνδεσμος / Connector / Konektor / Конектор	1 set - 4 pcs

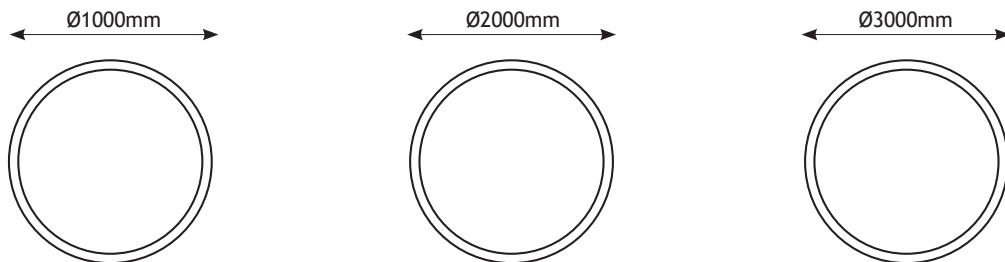


MCP1805390



YORK278**HO1S

YORK2164**HO2S



YORK278**HO1C

YORK2164**HO2C

YORK2249**HO3C

Τα τεχνικά στοιχεία του προϊόντος ενδέχεται να διαφέρουν από τα αναγραφόμενα +/- 10% και οι διαστάσεις +/- 1%

The technical data of the product may differ from the listed +/- 10% and dimensions +/- 1%

Technické údaje produktu se mohou lišit od uvedených údajů +/- 10% a rozměry +/- 1%

Техническите данни на продуктите могат да се различават от изброените +/- 10% и размери +/- 1%



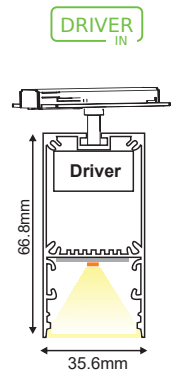
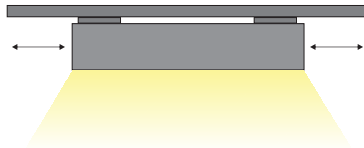
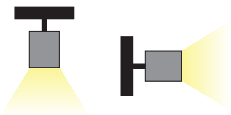
NEVE

TRIDONIC

- ALU
- PC
- 230V
- SMD
- 5
- Ra80
- IP20
- 120°
- LT 75%
-

i Το κόστος της βαφής συμπεριλαμβάνεται (MONO ΒΑΣΙΚΑ ΧΡΩΜΑΤΑ)
 The cost of painting is included (BASIC COLORS ONLY)
 Náklady na barviva zahrnutý (POUZE ZÁKLADNÍ BARVY)
 Цената на боядисване е включена (САМО ОСНОВНИ ЦВЕТОВЕ)

SPECIAL COLOR +5.00€ Netto



(4W)

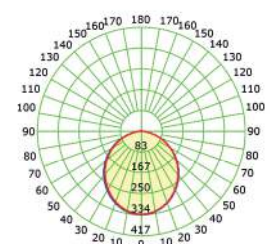
4-wires
3 phase
(+5.00€ netto)

(EM)

3hrs

(PIR)

84°



ECONOMY SERIES | 2 WIRES 1-PHASE

164lm/w | 50.000hrs (L70 F10)

Icon	Icon	Icon	Icon	Icon
	580mm	12W	** 30 → 3000K ** 40 → 4000K ** 65 → 6500K	3000K / 4000K / 6500K
	860mm	18W		1870lm / 1970lm / 1970lm
	1140mm	24W		2800lm / 2950lm / 2950lm
	1420mm	30W		3740lm / 3940lm / 3940lm
	1700mm	35W		4670lm / 4920lm / 4920lm
	1980mm	41W		5610lm / 5910lm / 5910lm
				6450lm / 6890lm / 6890lm



*NOMINAL MODE HIGH EFFICIENCY SERIES | 2 WIRES 1-PHASE

~175lm/w | 50.000hrs (L70 F10)

NEVE830NMBS	580mm	8W	3000K	1410lm
NEVE1230NMBS	860mm	12W		2100lm
NEVE1630NMBS	1140mm	16W		2820lm
NEVE1830NMBS	1280mm	18W		3170lm
NEVE2030NMBS	1420mm	20W		3530lm
NEVE2130NMBS	1490mm	21W		3690lm
NEVE2430NMBS	1700mm	24W		4220lm
NEVE2630NMBS	1840mm	26W		4580lm
NEVE2830NMBS	1980mm	28W		4930lm



HIGH OUTPUT SERIES | 2 WIRES 1-PHASE

185lm/w | 72.000hrs (L80 F10)

NEVE10**HO	370mm	10W	3000K / 4000K / 6500K	1790lm / 1860lm / -
NEVE12**HO	440mm	12W		2140lm / 2240lm / -
NEVE14**HO	510mm	14W		2500lm / 2610lm / -
NEVE16**HO	580mm	16W		2850lm / 2990lm / 2990lm
NEVE18**HO	650mm	18W		3210lm / 3360lm / -
NEVE20**HO	720mm	20W		3560lm / 3730lm / -
NEVE22**HO	790mm	22W		3920lm / 4100lm / -
NEVE24**HO	860mm	24W		4280lm / 4480lm / 4480lm
NEVE25**HO	930mm	25W		4640lm / 4850lm / -
NEVE27**HO	1000mm	27W		5000lm / 5230lm / -
NEVE29**HO	1070mm	29W		5360lm / 5600lm / -
NEVE31**HO	1140mm	31W		5710lm / 5970lm / 5970lm
NEVE33**HO	1210mm	33W		6070lm / 6340lm / -
NEVE35**HO	1280mm	35W		6420lm / 6720lm / -
NEVE37**HO	1350mm	37W		6780lm / 7090lm / -
NEVE39**HO	1420mm	39W		7140lm / 7470lm / 7470lm
NEVE41**HO	1490mm	41W		7500lm / 7840lm / -
NEVE43**HO	1560mm	43W		7850lm / 8210lm / -
NEVE45**HO	1630mm	45W		8210lm / 8580lm / -
NEVE47**HO	1700mm	47W		8560lm / 8960lm / 8960lm
NEVE49**HO	1770mm	49W	8920lm / 9330lm / -	
NEVE51**HO	1840mm	51W	9270lm / 9710lm / -	
NEVE53**HO	1910mm	53W	9630lm / 10080lm / -	
NEVE55**HO	1980mm	55W	9990lm / 10450lm / 10450lm	

Τα τεχνικά στοιχεία του προϊόντος ενδέχεται να διαφέρουν από τα αναγραφόμενα +/- 10% και οι διαστάσεις +/- 1%
 The technical data of the product may differ from the listed +/- 10% and dimensions +/- 1%


Technické údaje produktu se mohou lišit od uvedených údajů +/- 10% a rozměry +/- 1%

Техническите данни на продукти могат да се различават от изброените +/- 10% и размери +/- 1%

*Σταδιακή κατάρρηση / Phase out / Postupné zrušení / Подлежат на постепенно отстраняване



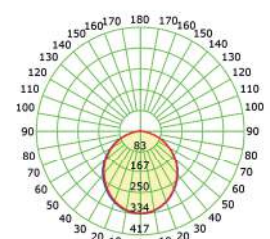
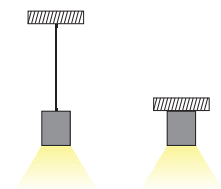
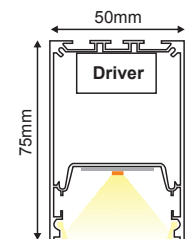
MARLO



i Το κόστος της βαφής συμπεριλαμβάνεται (MONO ΒΑΣΙΚΑ ΧΡΩΜΑΤΑ)
 The cost of painting is included (BASIC COLORS ONLY)
 Náklady na barvíva zahrnutý (POUZE ZÁKLADNÍ BARVY)
 Цената на боядисване е включена (САМО ОСНОВНИ ЦВЕТОВЕ)






SPECIAL COLOR +5.00€ Netto






LED MODULE	Γραμμικό φωτιστικό / Linear luminaire Lineární svítidlo / Линейно осветително тяло
1-PHASE	Ράγα 2 καλωδίων / 2 wires track Dvoukabelová kolejnice / 2 Песен













HIGH OUTPUT SERIES (2000mm)






185lm/w | 72.000hrs (L80 F10)






				 3000K / 4000K / 6500K
MARLO21212**HO	2000mm	2x12W	** 30 → 3000K ** 40 → 4000K ** 65 → 6500K	2x2140lm / 2x2240lm / 2x2240lm
440mm	1120mm		440mm	

				 3000K / 4000K / 6500K
MARLO21220**HO	2000mm	2x20W	** 30 → 3000K ** 40 → 4000K ** 65 → 6500K	2x3560lm / 2x3730lm / 2x3730lm
720mm	560mm		720mm	

				 3000K / 4000K / 6500K
MARLO22116**HO	2000mm	16W	** 30 → 3000K ** 40 → 4000K ** 65 → 6500K	2850lm / 2990lm / 2990lm
710mm	580mm		710mm	

				 3000K / 4000K / 6500K
MARLO22127**HO	2000mm	27W	** 30 → 3000K ** 40 → 4000K ** 65 → 6500K	5000lm / 5230lm / 5230lm
500mm	1000mm		500mm	






				 3000K / 4000K / 6500K
MARLO21120**HO	2000mm	20W	** 30 → 3000K ** 40 → 4000K ** 65 → 6500K	3560lm / 3730lm / 3730lm
720mm	1280mm			

				 3000K / 4000K / 6500K
MARLO21127**HO	2000mm	27W	** 30 → 3000K ** 40 → 4000K ** 65 → 6500K	5000lm / 5230lm / 5230lm
1000mm		1000mm		






MARLO

HIGH OUTPUT SERIES (3000mm)






185lm/w | 72.000hrs (L80 F10)

				 3000K / 4000K / 6500K
MARLO31216**HO	3000mm	2x16W	** 30 → 3000K ** 40 → 4000K ** 65 → 6500K	2x2850lm / 2x2990lm / 2x2990lm






580mm	1840mm	580mm
-------	--------	-------

				 3000K / 4000K / 6500K
MARLO31227**HO	3000mm	2x27W	** 30 → 3000K ** 40 → 4000K ** 65 → 6500K	2x5000lm / 2x5230lm / 2x5230lm






1000mm	1000mm	1000mm
--------	--------	--------

				 3000K / 4000K / 6500K
MARLO32127**HO	3000mm	27W	** 30 → 3000K ** 40 → 4000K ** 65 → 6500K	5000lm / 5230lm / 5230lm






1000mm	1000mm	1000mm
--------	--------	--------

				 3000K / 4000K / 6500K
MARLO32120**HO	3000mm	20W	** 30 → 3000K ** 40 → 4000K ** 65 → 6500K	3460lm / 3625lm / 3625lm

1140mm	720mm	1140mm
--------	-------	--------

				 3000K / 4000K / 6500K
MARLO31127**HO	3000mm	27W	** 30 → 3000K ** 40 → 4000K ** 65 → 6500K	5000lm / 5230lm / 5230lm

2000mm	1000mm
--------	--------

				 3000K / 4000K / 6500K
MARLO31139**HO	3000mm	39W	** 30 → 3000K ** 40 → 4000K ** 65 → 6500K	7140lm / 7480lm / 7480lm

1580mm	1420mm
--------	--------

LED LINEAR LUMINAIRES

MARLO32310**HO	3000mm	3x10W	** 30 → 3000K ** 40 → 4000K ** 65 → 6500K	3000K / 4000K / 6500K 3x1790lm / 3x1860lm / 3x1860lm

370mm	945mm	370mm	945mm	370mm
-------	-------	-------	-------	-------

MARLO32316**HO	3000mm	3x16W	** 30 → 3000K ** 40 → 4000K ** 65 → 6500K	3000K / 4000K / 6500K 3x2850lm / 3x2990lm / 3x2990lm

580mm	630mm	580mm	630mm	580mm
-------	-------	-------	-------	-------

MARLO33214**HO	3000mm	2x14W	** 30 → 3000K ** 40 → 4000K ** 65 → 6500K	3000K / 4000K / 6500K 2x2500lm / 2x2610lm / 2x2610lm

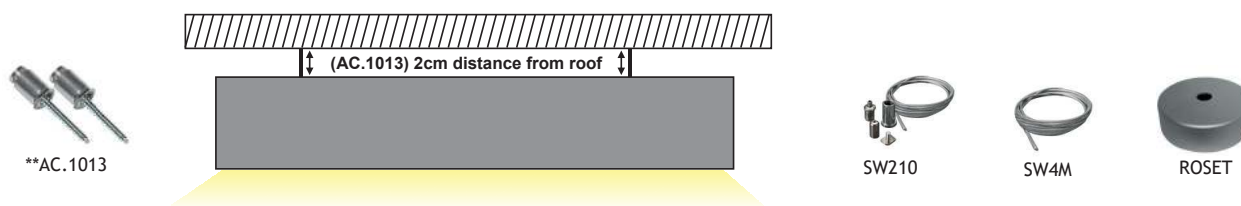
660mm	510mm	660mm	510mm	660mm
-------	-------	-------	-------	-------

MARLO33220**HO	3000mm	2x20W	** 30 → 3000K ** 40 → 4000K ** 65 → 6500K	3000K / 4000K / 6500K 2x3560lm / 2x3730lm / 2x3730lm

520mm	720mm	520mm	720mm	520mm
-------	-------	-------	-------	-------

MARLO ΕΞΑΡΤΗΜΑΤΑ / ACCESSORIES / PŘÍSLUŠENSTVÍ / АКЦЕСОАРИ

**AC.1013	Μεταλλικό στήριγμα οροφής / Metal ceiling mounting clip / Κοινά stropní montážní spona / Метална скоба за монтаж на таван	2000mm (1 set - 2 pcs) 3000mm (2 set - 4 pcs)
SW210	Ατσάλινα ντίζα 2 μέτρων με ρυθμιζόμενο ύψος / Steel wire 2m with adjustable height / 2m ocelový nastaviteľný kábel s nastaviteľnou výškou / 2 метра стоманен кабел с регулируема височина	2000mm (2 pcs) 3000mm (4 pcs)
SW4M	Ατσάλινα ντίζα 4 μέτρων / Steel wire 4m / 4m ocelový nastaviteľný kábel / 4 метра стоманен кабел	2000mm (2 pcs) 3000mm (4 pcs)
ROSET	Μεταλλική στρόγγυλη ροζέτα / Metal round rosette / Κοινά kulatá rúžice / Метална кръгла розетка	370mm-1980mm (1 pc)



Τα τεχνικά στοιχεία του προϊόντος ενδέχεται να διαφέρουν από τα αναγραφόμενα +/- 10% και οι διαστάσεις +/- 1%
 The technical data of the product may differ from the listed +/- 10% and dimensions +/- 1%
 Technické údaje produktu se mohou lišit od uvedených údajů +/- 10% a rozměry +/- 1%
 Техническите данни на продукти могат да се различават от изброените +/- 10% и размери +/- 1%

MARLO II



ALU



PC



230V



SMD



5



TRIDONIC



Ra80



IP20



120°



LT 75%



Το κόστος της βαφής συμπεριλαμβάνεται (MONO ΒΑΣΙΚΑ ΧΡΩΜΑΤΑ)
The cost of painting is included (BASIC COLORS ONLY)
Náklady na barvíva zahrnutý (POUZE ZÁKLADNÍ BARVY)
Цената на боядисване е включена (САМО ОСНОВНИ ЦВЕТОВЕ)

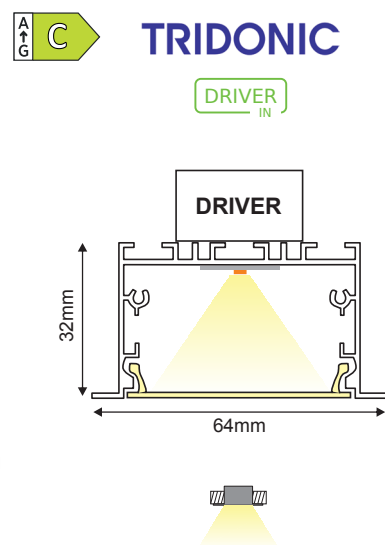
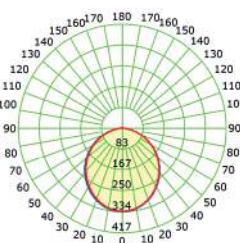
SPECIAL COLOR +5.00€ Netto

LED MODULE

Γραμμικό φωτιστικό / Linear luminaire
Lineární svítidlo / Линейно осветително тяло






1-PHASE

Ράγα 2 καλωδίων / 2 wires track
Dvoukabelová kolejnice / 2 Песен








HIGH OUTPUT SERIES (2000mm)






185lm/w | 72.000hrs (L80 F10)

				 3000K / 4000K / 6500K
MARLO21212**HORE	2000mm	2x12W	** 30 → 3000K ** 40 → 4000K ** 65 → 6500K	2x2140lm / 2x2240lm / 2x2240lm






440mm	1120mm	440mm
-------	--------	-------

				 3000K / 4000K / 6500K
MARLO21220**HORE	2000mm	2x20W	** 30 → 3000K ** 40 → 4000K ** 65 → 6500K	2x3560lm / 2x3730lm / 2x3730lm






720mm	560mm	720mm
-------	-------	-------

				 3000K / 4000K / 6500K
MARLO22116**HORE	2000mm	16W	** 30 → 3000K ** 40 → 4000K ** 65 → 6500K	2850lm / 2990lm / 2990lm






710mm	580mm	710mm
-------	-------	-------

				 3000K / 4000K / 6500K
MARLO22127**HORE	2000mm	27W	** 30 → 3000K ** 40 → 4000K ** 65 → 6500K	5000lm / 5230lm / 5230lm

500mm	1000mm	500mm
-------	--------	-------

				 3000K / 4000K / 6500K
MARLO21120**HORE	2000mm	20W	** 30 → 3000K ** 40 → 4000K ** 65 → 6500K	3560lm / 3730lm / 3730lm

720mm	1280mm	
-------	--------	--






				 3000K / 4000K / 6500K
MARLO21127**HORE	2000mm	27W	** 30 → 3000K ** 40 → 4000K ** 65 → 6500K	5000lm / 5230lm / 5230lm

1000mm	1000mm	
--------	--------	--






MARLO II

HIGH OUTPUT SERIES (3000mm)






185lm/w | 72.000hrs (L80 F10)

				 3000K / 4000K / 6500K
MARLO31216**HORE	3000mm	2x16W	** 30 → 3000K ** 40 → 4000K ** 65 → 6500K	2x2850lm / 2x2990lm / 2x2990lm






580mm	1840mm	580mm
-------	--------	-------

				 3000K / 4000K / 6500K
MARLO31227**HORE	3000mm	2x27W	** 30 → 3000K ** 40 → 4000K ** 65 → 6500K	2x5000lm / 2x5230lm / 2x5230lm






1000mm	1000mm	1000mm
--------	--------	--------

				 3000K / 4000K / 6500K
MARLO32127**HORE	3000mm	27W	** 30 → 3000K ** 40 → 4000K ** 65 → 6500K	5000lm / 5230lm / 5230lm






1000mm	1000mm	1000mm
--------	--------	--------

				 3000K / 4000K / 6500K
MARLO32120**HORE	3000mm	20W	** 30 → 3000K ** 40 → 4000K ** 65 → 6500K	3460lm / 3625lm






1140mm	720mm	1140mm
--------	-------	--------

				 3000K / 4000K / 6500K
MARLO31127**HORE	3000mm	27W	** 30 → 3000K ** 40 → 4000K ** 65 → 6500K	5000lm / 5230lm / 5230lm






2000mm	1000mm
--------	--------

				 3000K / 4000K / 6500K
MARLO31139**HORE	3000mm	39W	** 30 → 3000K ** 40 → 4000K ** 65 → 6500K	7140lm / 7480lm / 7480lm






1580mm	1420mm
--------	--------

				 3000K / 4000K / 6500K
MARLO32310**HORE	3000mm	3x10W	** 30 → 3000K ** 40 → 4000K ** 65 → 6500K	3x1790lm / 3x1860lm / 3x1860lm






370mm	945mm	370mm	945mm	370mm
-------	-------	-------	-------	-------

				 3000K / 4000K / 6500K
MARLO32316**HORE	3000mm	3x16W	** 30 → 3000K ** 40 → 4000K ** 65 → 6500K	3x2850lm / 3x2990lm / 3x2990lm


580mm	630mm	580mm	630mm	580mm
-------	-------	-------	-------	-------

				 3000K / 4000K / 6500K
MARLO33214**HORE	3000mm	2x14W	** 30 → 3000K ** 40 → 4000K ** 65 → 6500K	2x2500lm / 2x2610lm / 2x2610lm

660mm	510mm	660mm	510mm	660mm
-------	-------	-------	-------	-------

				 3000K / 4000K / 6500K
MARLO33220**HORE	3000mm	2x20W	** 30 → 3000K ** 40 → 4000K ** 65 → 6500K	2x3560lm / 2x3730lm / 2x3730lm









520mm	720mm	520mm	720mm	520mm
-------	-------	-------	-------	-------











Τα τεχνικά στοιχεία του προϊόντος ενδέχεται να διαφέρουν από τα αναγραφόμενα +/- 10% και οι διαστάσεις +/- 1%
 The technical data of the product may differ from the listed +/- 10% and dimensions +/- 1%
 Technické údaje produktu se mohou lišit od uvedených údajů +/- 10% a rozměry +/- 1%
 Техническите данни на продукти могат да се различават от изброените +/- 10% и размери +/- 1%

ΟΡΟΦΗΣ-ΚΡΕΜΑΣΤΗ / SURFACE-PENDANT

ΛΕΥΚΟ / WHITE / BÍLÁ / БЯЛО

	
*MS1MW	Ράγα / Track / Kolejnice / Релса 1m
*MS2MW	Ράγα / Track / Kolejnice / Релса 2m
*MS3MW	Ράγα / Track / Kolejnice / Релса 3m
MS90W	90° Σύνδεσμος / Connector / Konektor / Конектор (40.5x40.5mm)  MADJW
MS90INW	INNER 90° Σύνδεσμος / Connector / Konektor / Конектор (100x100mm)  MCCW
MSTW	 Σύνδεσμος / Connector / Konektor / Конектор (200x115mm)  MTCW
MSCROSSW	 Σύνδεσμος / Connector / Konektor / Конектор (200x200mm)  MCROSSW
MCSRW	Ένωση ευθείας / Straight connector / Přímý konektor / Прав конектор
MSRECW	Σετ πλαστικές τάπες / Plastic caps / Plastových víček / Пластмасови капачки (2pcs)
MSKITW	Κιτ εγκατάστασης οροφής / Ceiling installation kit Sada pro montáž na strop / Комплект за монтаж на таван (2pcs)
MHKW	Σετ κρέμασης ράγας 2μ / Rail hanging set 2m Sada záněsných kolejnic 2m / Комплект за окачване на релси 2m (2pcs)

ΜΑΥΡΟ / BLACK / ČERNÁ / ЧЕРНО

	
*MS1MB	Ράγα / Track / Kolejnice / Релса 1m
*MS2MB	Ράγα / Track / Kolejnice / Релса 2m
*MS3MB	Ράγα / Track / Kolejnice / Релса 3m
MS90B	90° Σύνδεσμος / Connector / Konektor / Конектор (40.5x40.5mm)  MADJB
MS90INB	INNER 90° Σύνδεσμος / Connector / Konektor / Конектор (100x100mm)  MCCB
MSTB	 Σύνδεσμος / Connector / Konektor / Конектор (200x115mm)  MTCB
MSCROSSB	 Σύνδεσμος / Connector / Konektor / Конектор (200x200mm)  MCROSSB
MCSRB	Ένωση ευθείας / Straight connector / Přímý konektor / Прав конектор
MSRECB	Σετ πλαστικές τάπες / Plastic caps / Plastových víček / Пластмасови капачки (2pcs)
MSKITB	Κιτ εγκατάστασης οροφής / Ceiling installation kit Sada pro montáž na strop / Комплект за монтаж на таван (2pcs)
MHKB	Σετ κρέμασης ράγας 2μ / Rail hanging set 2m Sada záněsných kolejnic 2m / Комплект за окачване на релси 2m (2pcs)



MS1MB
MS2MB
MS3MB



MS90B



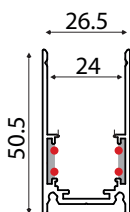
MS90INW



MSTW



MSCROSSB



MCSRW



MSRECB



MSKITB











MHKB









*Όλες οι μαγνητικές ράγες συμπεριλαμβάνουν πλαστικές τάπες και κάλυμμα / All magnetic tracks includes plastic end-caps and diffuser



XΩNEYTH / RECESSED

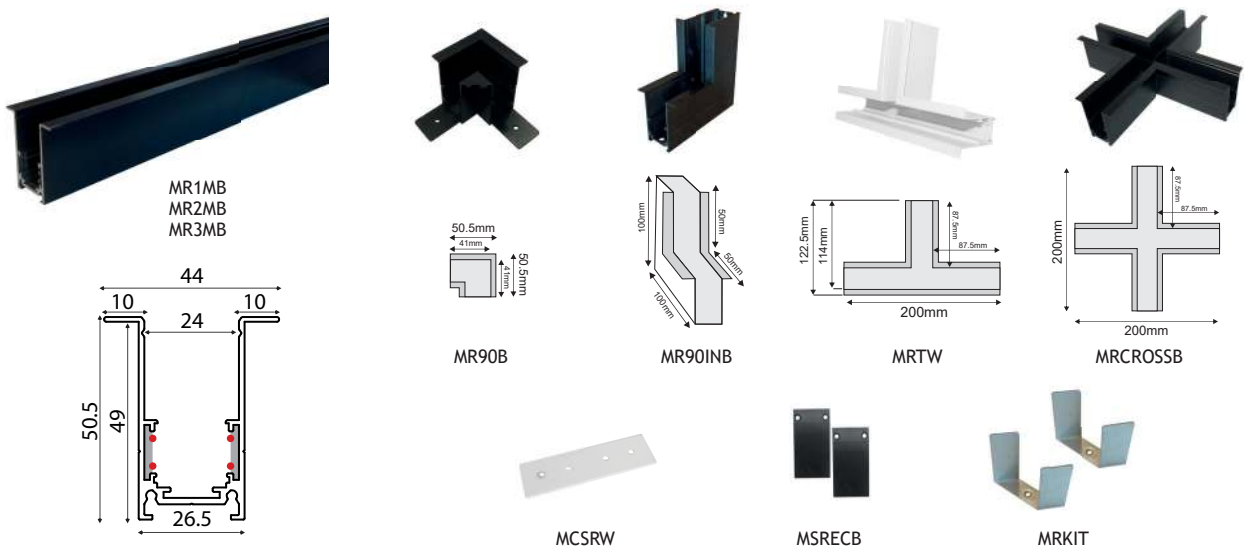
ΛΕΥΚΟ / WHITE / BÍLÁ / БЯЛО

	
*MR1MW	Ράγα / Track / Kolejnice / Ρελса 1m
*MR2MW	Ράγα / Track / Kolejnice / Ρελса 2m
*MR3MW	Ράγα / Track / Kolejnice / Ρελса 3m
MR90W	90° Σύνδεσμος / Connector / Konektor / Конектор  MADJW
MR90INW	INNER 90° Σύνδεσμος / Connector / Konektor / Конектор  MCCW
MRTW	 Σύνδεσμος / Connector / Konektor / Конектор  MTCW
MRCROSSW	 Σύνδεσμος / Connector / Konektor / Конектор  MCROSSW
MCSRW	Ένωση ευθείας / Straight connector / Přímý konektor / Прав конектор
MSRECW	Σετ πλαστικές τάπες / Plastic caps/ Plastových víček / Пластмасови капачки (2pcs)

ΜΑΥΡΟ / BLACK / ČERNÁ / ЧЕРНО

	
*MR1MB	Ράγα / Track / Kolejnice / Ρελса 1m
*MR2MB	Ράγα / Track / Kolejnice / Ρελса 2m
*MR3MB	Ράγα / Track / Kolejnice / Ρελса 3m
MR90B	90° Σύνδεσμος / Connector / Konektor / Конектор  MADJB
MR90INB	INNER 90° Σύνδεσμος / Connector / Konektor / Конектор  MCCB
MRTB	 Σύνδεσμος / Connector / Konektor / Конектор  MTCB
MRCROSSB	 Σύνδεσμος / Connector / Konektor / Конектор  MCROSSB
MCSRБ	Ένωση ευθείας / Straight connector / Přímý konektor / Прав конектор
MSRECB	Σετ πλαστικές τάπες / Plastic caps/ Plastových víček / Пластмасови капачки (2pcs)










	
MRKIT	Κιτ χωνευτής εγκατάστασης / Recessed installation kit Sada pro zaruštěnou instalaci / Комплект за вграден монтаж (2pcs)












*Όλες οι μαγνητικές ράγες συμπεριλαμβάνουν πλαστικές τάπες και κάλυμμα / All magnetic tracks includes plastic end-caps and diffuser



TRIMLESS


ΛΕΥΚΟ / WHITE / BÍLÁ / БЯЛО

	
*MT1MW	Ράγα / Track / Kolejnice / Релса 1m
*MT2MW	Ράγα / Track / Kolejnice / Релса 2m
*MT3MW	Ράγα / Track / Kolejnice / Релса 3m
MT90W	90° Σύνδεσμος / Connector / Konektor / Конектор  MCCW
MT90INW	INNER 90° Σύνδεσμος / Connector / Konektor / Конектор  MCCW
MT90OUW	OUTER 90° Σύνδεσμος / Connector / Konektor / Конектор  MCCW
MTTW	 Σύνδεσμος / Connector / Konektor / Конектор  MTCW
MTCROSSW	 Σύνδεσμος / Connector / Konektor / Конектор  MCROSSW
MTECW	Σετ πλαστικές τάπες / Plastic caps / Plastových víček / Пластмасови капачки (2pcs)

ΜΑΥΡΟ / BLACK / ČERNÁ / ЧЕРНО

	
*MT1MB	Ράγα / Track / Kolejnice / Релса 1m
*MT2MB	Ράγα / Track / Kolejnice / Релса 2m
*MT3MB	Ράγα / Track / Kolejnice / Релса 3m
MT90B	90° Σύνδεσμος / Connector / Konektor / Конектор  MCCB
MT90INB	INNER 90° Σύνδεσμος / Connector / Konektor / Конектор  MCCB
MT90OUB	OUTER 90° Σύνδεσμος / Connector / Konektor / Конектор  MCCB
MTTB	 Σύνδεσμος / Connector / Konektor / Конектор  MTCB
MTCROSSB	 Σύνδεσμος / Connector / Konektor / Конектор  MCROSSB
MTECB	Σετ πλαστικές τάπες / Plastic caps / Plastových víček / Пластмасови капачки (2pcs)







	
MCMT	Ένωση ευθείας / Straight connector / Přímý konektor / Прав конектор (απαιτούνται 2 τεμάχια / 2 pcs needed)









*Όλες οι μαγνητικές ράγες συμπεριλαμβάνουν πλαστικές τάπες και κάλυμμα / All magnetic tracks includes plastic end-caps and diffuser

ΗΛΕΚΤΡΙΚΑ ΕΞΑΡΤΗΜΑΤΑ / ELECTRICAL ACCESSORIES







ΛΕΥΚΟ / WHITE / BÍLÁ / БЯЛО


	
*MF05MW	Τροφοδοτικό / Power supply / Napájení / Захранване (L87mm + 0.5m cable)  LRS*48
*MF2MW	Τροφοδοτικό / Power supply / Napájení / Захранване (L87mm + 2m cable)  LRS*48
MADJW	Μεταβλητή γωνία / Variable angle / Variabilní úhel / Променлив ъгъл (0-90°) (190x16.5x18mm)
MCCW	Μεταβλητή γωνία / Variable angle / Variabilní úhel / Променлив ъгъл (cable) (L310mm)
MSCW	Τροφοδοτικό ευθείας / Power supply straight / Napájení přímο / Захранване направо (130x16.5x18mm)
MTCW	 Τροφοδοτικό / Power supply / Napájení / Захранване (470x240mm)
MCROSSW	 Τροφοδοτικό / Power supply / Napájení / Захранване (400x400mm)
MDIFW	PC κάλυμμα (2μ) / PC diffuser (2m) / PC krytem (2m) / PC капак (2m)

MAYPO / BLACK / ČERNÁ / ЧЕРНО

	
*MF05MB	Τροφοδοτικό / Power supply / Napájení / Захранване (L87mm + 0.5m cable)  LRS*48
*MF2MB	Τροφοδοτικό / Power supply / Napájení / Захранване (L87mm + 2m cable)  LRS*48
MADJB	Μεταβλητή γωνία / Variable angle / Variabilní úhel / Променлив ъгъл (0-90°) (190x16.5x18mm)
MCCB	Μεταβλητή γωνία / Variable angle / Variabilní úhel / Променлив ъгъл (cable) (L310mm)
MSCB	Τροφοδοτικό ευθείας / Power supply straight / Napájení přímο / Захранване направо (130x16.5x18mm)
MTCB	 Τροφοδοτικό / Power supply / Napájení / Захранване (470x240mm)
MCROSSB	 Τροφοδοτικό / Power supply / Napájení / Захранване (400x400mm)
MDIFB	PC κάλυμμα (2μ) / PC diffuser (2m) / PC krytem (2m) / PC капак (2m)

 ALU  IP20  3

					
LRS15048	230V AC → 48V DC	150W	160x100x30mm	Ασημί / Silver	30000hrs
**LRS35048		350W	215x115x30mm		
M100CV48B		100W	250x23.5x45mm +2m Cable	Μαύρο / Black	
M100CV48W				Λευκό / White	
M200CV48B		200W	305x23.5x45mm +2m Cable	Μαύρο / Black	
M200CV48W				Λευκό / White	

 Μέγιστο φορτίο 80% / Maximum load 80%
Maximální zatížení 80% / Максимално натоварване 80%



MF05MB
MF2MB



MADJB



MCCB



MSCW



MTCB







MCROSSW



M100CV48B




LRS15048

	Καφέ / Brown 48V DC (+/1)		Μπλε / Blue 48V DC (-/1)
	Κίτρινο / Yellow Dimming (+/2)		Μαύρο / Black Dimming (-/2)

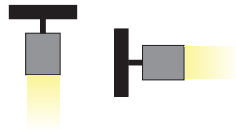
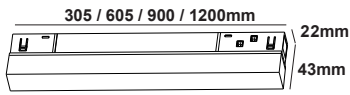
**Εμπεριέχει ανεμιστήρα ψύξης / It contains a cooling fan

LUCCA



LUCCA

Φωτιστικό ράγας
Track luminaire
Kolejnicové svítidlo
Осветително тяло за шина



ALU
 PC
 SMD LM80
 DRIVER IN
 IP20
 3
 OSRAM
 A↑G E *3000K
 A↑G D *4000K

ΛΕΥΚΟ / WHITE / BÍLÁ / БЯЛО

Icon: Lock	Icon: Lightning	Icon: Umbrella	Icon: Sun	Icon: Light Bulb	Icon: Triangle	Icon: Wave	Icon: Ruler	Icon: Clock
LUCCA1030W	48V DC	10W	3000K	800lm	110°	Ra90	305x22 x43 mm	30000hrs
LUCCA1040W			4000K	850lm				
LUCCA2030W		20W	3000K	1600lm				
LUCCA2040W			4000K	1750lm			900x22 x43 mm	
LUCCA3030W		30W	3000K	2400lm				
LUCCA3040W			4000K	2600lm			1200x22 x43 mm	
LUCCA4030W		40W	3000K	3000lm				
LUCCA4040W			4000K	3200lm				

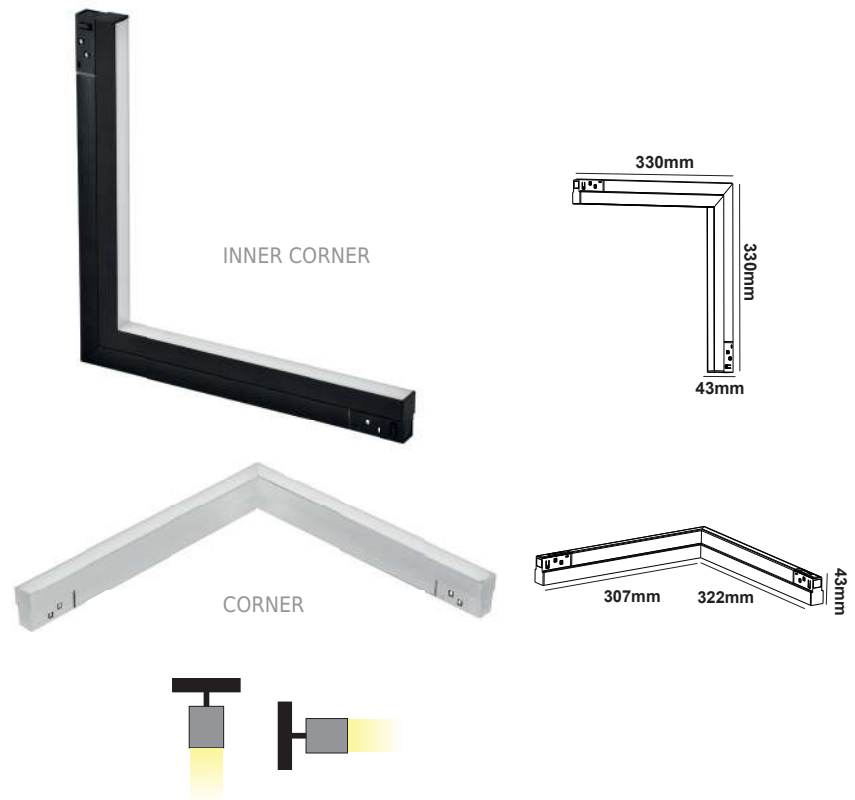
MAYPO / BLACK / ČERNÁ / ЧЕРНО

Icon: Lock	Icon: Lightning	Icon: Umbrella	Icon: Sun	Icon: Light Bulb	Icon: Triangle	Icon: Wave	Icon: Ruler	Icon: Clock
LUCCA1030B	48V DC	10W	3000K	800lm	110°	Ra90	305x22 x43 mm	30000hrs
LUCCA1040B			4000K	850lm				
LUCCA2030B		20W	3000K	1600lm				
LUCCA2040B			4000K	1750lm			900x22 x43 mm	
LUCCA3030B		30W	3000K	2400lm				
LUCCA3040B			4000K	2600lm			1200x22 x43 mm	
LUCCA4030B		40W	3000K	3000lm				
LUCCA4040B			4000K	3200lm				



LUCCA90

Φωτιστικό ράγας
Track luminaire
Kolejnicové svítidlo
Осветително тяло за шина



- ALU
- PC
- SMD LM80
- DRIVER IN
- IP20
- 3
- OSRAM
- *3000K
- *4000K

CORNER
ΛΕΥΚΟ / WHITE / BÍLÁ / БЯЛО

Icon	⚡	📏	☀️	💡	📐	📶	📊	🕒
LUCCA902030W	48V DC	20W	3000K	1600lm	110°	Ra90	(307x322) x22x43 mm	30000hrs
LUCCA902040W			4000K	1750lm				

INNER CORNER
ΛΕΥΚΟ / WHITE / BÍLÁ / БЯЛО

Icon	⚡	📏	☀️	💡	📐	📶	📊	🕒
LUCCA90IN2030W	48V DC	20W	3000K	1600lm	110°	Ra90	(330x330) x22x43 mm	30000hrs
LUCCA90IN2040W			4000K	1750lm				

CORNER
ΜΑΥΡΟ / BLACK / ČERNÁ / ЧЕРНО

Icon	⚡	📏	☀️	💡	📐	📶	📊	🕒
LUCCA902030B	48V DC	20W	3000K	1600lm	110°	Ra90	(307x322) x22x43 mm	30000hrs
LUCCA902040B			4000K	1750lm				

INNER CORNER
ΜΑΥΡΟ / BLACK / ČERNÁ / ЧЕРНО

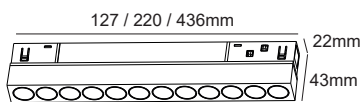
Icon	⚡	📏	☀️	💡	📐	📶	📊	🕒
LUCCA90IN2030B	48V DC	20W	3000K	1600lm	110°	Ra90	(330x330) x22x43 mm	30000hrs
LUCCA90IN2040B			4000K	1750lm				

Δεν απαιτείται η χρήση ηλεκτρικού συνδέσμου γωνίας (MCCW ή MCCB) / No need to use electrical corner connector (MCCW or MCCB)



MEYE

Φωτιστικό ράγας
Track luminaire
Kolejnicové svítidlo
Осветително тяло за шина



- ALU
- PC
- SMD LM80
- DRIVER IN
- IP20
- 3
- OSRAM
- AG F
- AG E

- *MEYE630
- *MEYE640
- *MEYE1230
- *MEYE2430
- *MEYE1240
- *MEYE2440

ΛΕΥΚΟ / WHITE / BÍLÁ / БЯЛО

MEYE630W	48V DC	6W (6 LENSES)	3000K	500lm	36°	Ra90	127x22 x43 mm	30000hrs
MEYE640W			4000K	550lm				
MEYE1230W		12W (12 LENSES)	3000K	1000lm				
MEYE1240W			4000K	1080lm				
MEYE2430W		24W (24 LENSES)	3000K	2050lm				
MEYE2440W			4000K	2200lm				

ΜΑΥΡΟ / BLACK / ČERNÁ / ЧЕРНО

MEYE630B	48V DC	6W (6 LENSES)	3000K	500lm	36°	Ra90	127x22 x43 mm	30000hrs
MEYE640B			4000K	550lm				
MEYE1230B		12W (12 LENSES)	3000K	1000lm				
MEYE1240B			4000K	1080lm				
MEYE2430B		24W (24 LENSES)	3000K	2050lm				
MEYE2440B			4000K	2200lm				



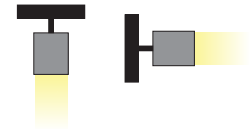
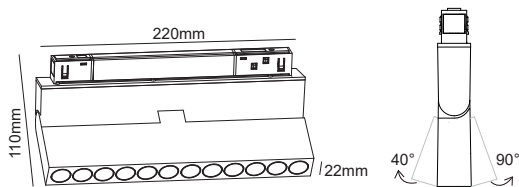
MEYE-M

Κινητό φωτιστικό ράγας

Movable track luminaire

Kolejnicové svítidlo

Подвижно осветително тяло за шина



*3000K



*4000K

ΛΕΥΚΟ / WHITE / BÍLÁ / БЯЛО

Icon	Icon	Icon	Icon	Icon	Icon	Icon	Icon	Icon
MEYEM1230W	48V DC	12W (12 LENSES)	3000K	1000lm	24°	Ra90	220x22 x110 mm	30000hrs
MEYEM1240W			4000K	1080lm				

MAYPO / BLACK / ČERNÁ / ЧЕРНО

Icon	Icon	Icon	Icon	Icon	Icon	Icon	Icon	Icon
MEYEM1230B	48V DC	12W (12 LENSES)	3000K	1000lm	24°	Ra90	220x22 x110 mm	30000hrs
MEYEM1240B			4000K	1080lm				



HUBE

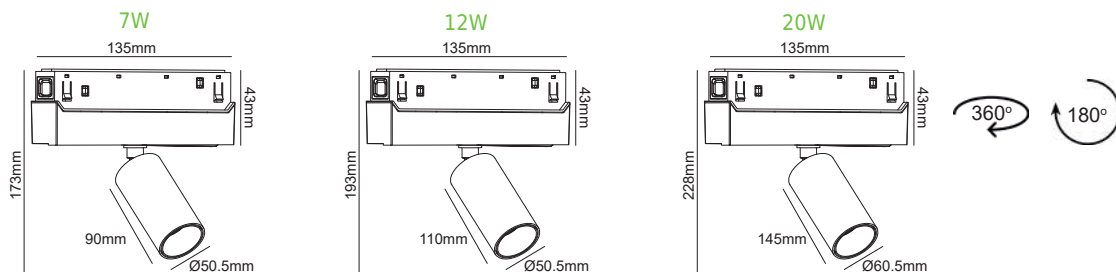
Φωτιστικό ράγας
Track luminaire
Kolejnicové svítidlo
Осветително тяло за шина

ALU PC COB LM80 DRIVER IN IP20 3 **OSRAM** A+ G F A+ G E
 ΛΕΥΚΟ / WHITE / BÍLÁ / БЯЛО 12W 7W & 20W

Model	Power	Color Temp	Lumen	Beam Angle	CRI	Dimensions (mm)	Life Span
HUBE730W	7W	3000K	550lm	36°	Ra90	Ø50x90 mm	30000hrs
HUBE740W		4000K	600lm				
HUBE1230W	12W	3000K	750lm				
HUBE1240W		4000K	800lm				
HUBE2030W	20W	3000K	1400lm				
HUBE2040W		4000K	1450lm				

MAYPO / BLACK / ČERNÁ / ЧЕРНО

Model	Power	Color Temp	Lumen	Beam Angle	CRI	Dimensions (mm)	Life Span
HUBE730B	7W	3000K	550lm	36°	Ra90	Ø50x90 mm	30000hrs
HUBE740B		4000K	600lm				
HUBE1230B	12W	3000K	750lm				
HUBE1240B		4000K	800lm				
HUBE2030B	20W	3000K	1400lm				
HUBE2040B		4000K	1450lm				





HUBE MINI

Φωτιστικό ράγας
Track luminaire
Kolejnicové svítidlo
Осветително тяло за шина

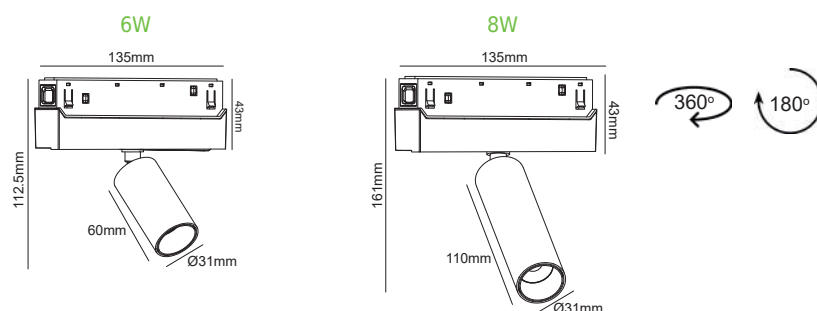


ΛΕΥΚΟ / WHITE / BÍLÁ / БЯЛО

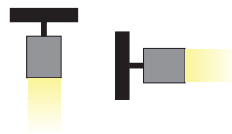
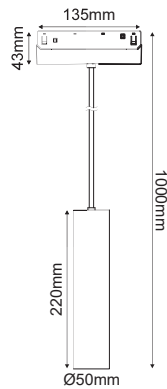
Icon: Lock	Icon: Lightning	Icon: Umbrella	Icon: Sun	Icon: Light Bulb	Icon: Triangle	Icon: Wave	Icon: Bar Chart	Icon: Clock
HUBEM630W	48V DC	6W	3000K	600lm	24°	Ra90	Ø31x60 mm	30000hrs
HUBEM640W			4000K	640lm				
HUBEM830W		8W	3000K	800lm			Ø31x110 mm	
HUBEM840W			4000K	850lm				

ΜΑΥΡΟ / BLACK / ČERNÁ / ЧЕРНО

Icon: Lock	Icon: Lightning	Icon: Umbrella	Icon: Sun	Icon: Light Bulb	Icon: Triangle	Icon: Wave	Icon: Bar Chart	Icon: Clock
HUBEM630B	48V DC	6W	3000K	600lm	24°	Ra90	Ø31x60 mm	30000hrs
HUBEM640B			4000K	640lm				
HUBEM830B		8W	3000K	800lm			Ø31x110 mm	
HUBEM840B			4000K	850lm				



HUBE-P



HUBE-P

Κρεμαστό φωτιστικό ράγας

Pendant track luminaire

Závěsné kolejnicové svítidlo

Висящо осветително тяло за шина



ΛΕΥΚΟ / WHITE / BÍLÁ / БЯЛО

Model	Voltage	Power	Color Temp	Lumen	Beam Angle	RA	Dimensions	Life Span
HUBEP930W	48V DC	9W	3000K	950lm	36°	Ra90	Ø50x220	30000hrs
HUBEP940W			4000K	1030lm				

ΜΑΥΡΟ / BLACK / ČERNÁ / ЧЕРНО

Model	Voltage	Power	Color Temp	Lumen	Beam Angle	RA	Dimensions	Life Span
HUBEP930B	48V DC	9W	3000K	950lm	36°	Ra90	Ø50x220	30000hrs
HUBEP940B			4000K	1030lm				



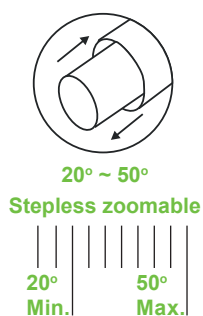
EDNA

Φωτιστικό ράγας

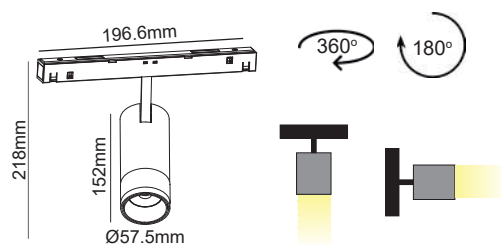

Track luminaire

Kolejnicové svítidlo

Осветително тяло за шина



20° ~ 50°
Stepless zoomable




MAYPO / BLACK / ČERNÁ / ЧЕРНО

EDNA2030B	48V DC	20W	3000K	1650lm	20-50°	Ra90	Ø57.5x152 mm	30000hrs
EDNA2040B			4000K	1680lm				

*Maximum lumen (50°)

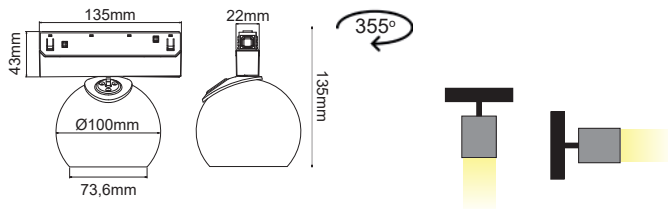


IONA



IONA

Φωτιστικό ράγας
Track luminaire
Kolejnicové svídlo
Осветително тяло за шина



ΛΕΥΚΟ / WHITE / BÍLÁ / БЯЛО

	⚡	☂	☀	☀	⏰	📊	🕒
IONA1230W	48V DC	12W	3000K	1000lm	36°	Ra90	Ø100x135 mm
IONA1240W			4000K	1050lm			

ΜΑΥΡΟ / BLACK / ČERNÁ / ЧЕРНО

	⚡	☂	☀	☀	⏰	📊	🕒
IONA1230B	48V DC	12W	3000K	1000lm	36°	Ra90	Ø100x135 mm
IONA1240B			4000K	1050lm			



IONA-P

Κρεμαστό φωτιστικό ράγας
 Pendant track luminaire
 Závěsné kolejnicové svítidlo
 Висящо осветително тяло за шина

- ALU
- PMMA
- COB LM80
- DRIVER IN
- IP20
- 3
- OSRAM
-

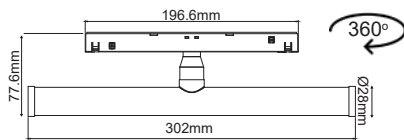
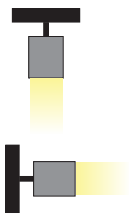
ΛΕΥΚΟ / WHITE / BÍLÁ / БЯЛО

IONAP1230W	48V DC	12W	3000K	1000lm	36°	Ra90	Ø100 x1000mm	30000hrs
IONAP1240W			4000K	1050lm				

ΜΑΥΡΟ / BLACK / ČERNÁ / ЧЕРНО

IONAP1230B	48V DC	12W	3000K	1000lm	36°	Ra90	Ø100 x1000mm	30000hrs
IONAP1240B			4000K	1050lm				

CODY



CODY

Φωτιστικό ράγας
Track luminaire
Kolejnicové svítidlo
Осветително тяло за шина

ALU
 PC
 SMD LM80
 DRIVER IN
 IP20
 3
 OSRAM
 3000K
 4000K

ΛΕΥΚΟ / WHITE / BÍLÁ / БЯЛО

Icon	Icon	Icon	Icon	Icon	Icon	Icon	Icon	Icon
CODY630W	48V DC	6W	3000K	560lm	150° x 100°	Ra90	Ø28x302 x78 mm	30000hrs
CODY640W			4000K	600lm				

ΜΑΥΡΟ / BLACK / ČERNÁ / ЧЕРНО

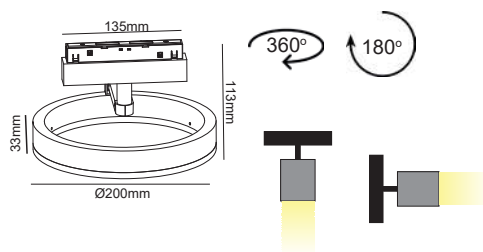
Icon	Icon	Icon	Icon	Icon	Icon	Icon	Icon	Icon
CODY630B	48V DC	6W	3000K	560lm	150° x 100°	Ra90	Ø28x302 x78 mm	30000hrs
CODY640B			4000K	600lm				





MARION

Φωτιστικό ράγας
Track luminaire
Kolejnicové svítidlo
Осветително тяло за шина



- ALU
- PS
- SMD LM80
- DRIVER IN
-
- IP20
-
-
-

ΛΕΥΚΟ / WHITE / BÍLÁ / БЯЛО


MARION1230W	48V DC	12W	3000K	650lm	90°	Ra90	Ø200x33 mm	30000hrs
MARION1240W			4000K	700lm				

MAYPO / BLACK / ČERNÁ / ЧЕРНО

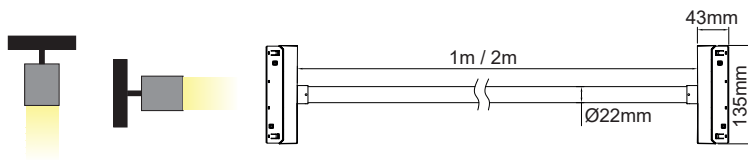
MARION1230B	48V DC	12W	3000K	650lm	90°	Ra90	Ø200x33 mm	30000hrs
MARION1240B			4000K	700lm				



COSMO



COSMOPKB



COSMO

Κρεμαστό φωτιστικό ράγας

Pendant track luminaire

Závěsné kolejnicové svítidlo

Висящо осветително тяло за шина



ΛΕΥΚΟ / WHITE / BÍLÁ / БЯЛО

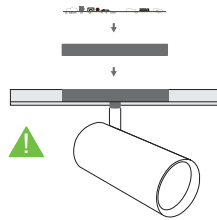

Model	Power	Color Temp	Light Output	Beam Angle	Beam Spread	Beam Depth	Life
COSMO2030W	48V DC	20W	3000K	1500lm	360°	Ra90	30000hrs
COSMO2040W			4000K	1550lm			
COSMO4030W		40W	3000K	3000lm			
COSMO4040W			4000K	3100lm			

ΜΑΥΡΟ / BLACK / ČERNÁ / ЧЕРНО

Model	Power	Color Temp	Light Output	Beam Angle	Beam Spread	Beam Depth	Life
COSMO2030B	48V DC	20W	3000K	1500lm	360°	Ra90	30000hrs
COSMO2040B			4000K	1550lm			
COSMO4030B		40W	3000K	3000lm			
COSMO4040B			4000K	3100lm			

KIT ΕΓΚΑΤΑΣΤΑΣΗΣ / INSTALLATION KITS
INSTALAČNÍ SADA / КОМПЛЕКТ ЗА ИНСТАЛАЦИЯ

Kit Code	Description
COSMOPKW	Λευκός ματ μαγνητικός αντάπτορας+2m ατσάλινη ντίζα με κλιπ Black magnetic adaptor +2m steel wire with clip COSMO20*W, COSMO40*W
COSMOPKB	Μαύρος ματ μαγνητικός αντάπτορας +2m ατσάλινη ντίζα με κλιπ Black magnetic adaptor +2m steel wire with clip COSMO20*B, COSMO40*B



DALI PCB DRIVER



MAD14DA	48V DC	14W max	120-350mA DIP Switch	125 x 14 x 10mm	50000hrs
MAD28DA		28W max	350-700mA DIP Switch		
MAD42DA		42W max	700-1050mA DIP Switch		

! Η εγκατάσταση συμπεριλαμβάνεται / Installation included / Instalace je zahrnuta / Монтажът е включен



BCAS48B



BC48DA

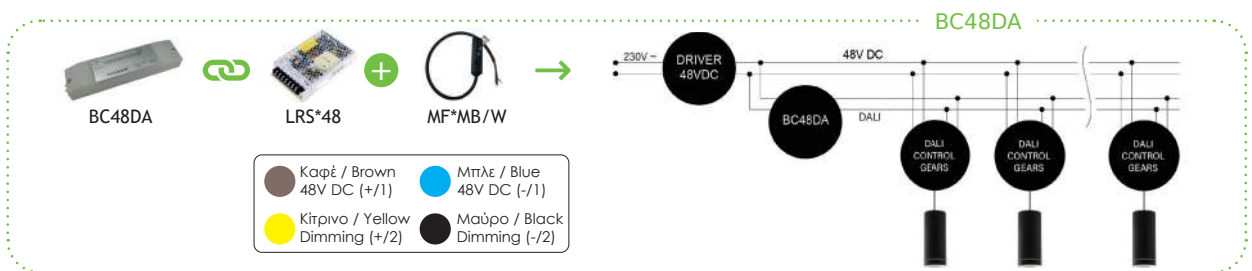
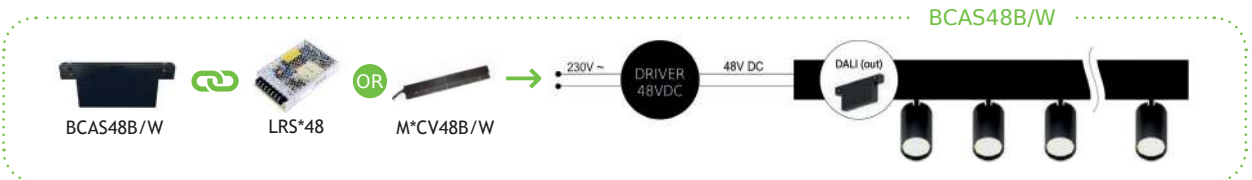


CASAMBI



DALI MASTER CONTROLLER

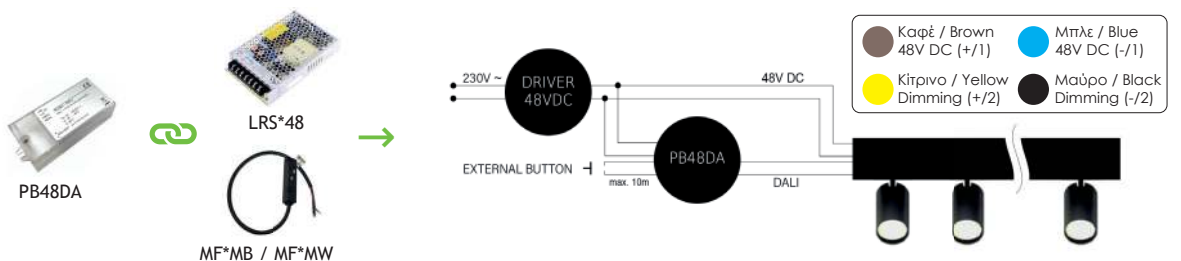
BCAS48B	48V DC	10W	max. 64 pcs 8 group	143 x 18 x 58mm	Μαύρο / Black	50000hrs
BCAS48W					Λευκό / White	
BC48DA				180 x 42 x 25mm	-	











DALI MASTER CONTROLLER







PB48DA	48V DC	4W	max. 64 pcs	105 x 44 x 23mm	50000hrs










	
2W1MW	Ράγα / Track / Kolejnice / Релса 1m
2W2MW	Ράγα / Track / Kolejnice / Релса 2m
2W3MW	Ράγα / Track / Kolejnice / Релса 3m
2WIW	Ενδιάμεσος σύνδεσμος / Middle connector / Středový konektor / Среден конектор
2WLW	 90° Σύνδεσμος / Connector / Konektor / Конектор
2WTW	 Σύνδεσμος / Connector / Konektor / Конектор
2WXW	 Σύνδεσμος / Connector / Konektor / Конектор
2WVW	Μεταβλητή γωνία / Variable angle / Variabilní úhel / Променлив ъгъл
2WADW	Αντάπτορας / Adaptor / Adaptér / Адаптора
2WTRW	Τροφοδοτικό / Power supply / Napájení / Захранване
2JIW	Τροφοδοτικό ευθείας / Power supply straight / Napájení přímo / Захранване направо
2WTEW	Πλαστική τάπα / Plastic cap / Plastový uzávěr / Пластмасова капачка
2WKRW	Σετ κρέμασης ράγας / Rail hanging set Sada závěsných kolejnic / Комплект за окачване на релси (1pc)
RTB2WW	Στρόγγυλη χωνευτή ροζέτα / Round recessed rosette Kulatá zaruštěná růžice / Кръгла вградена розетка

	
2W1MB	Ράγα / Track / Kolejnice / Релса 1m
2W2MB	Ράγα / Track / Kolejnice / Релса 2m
2W3MB	Ράγα / Track / Kolejnice / Релса 3m
2WIB	Ενδιάμεσος σύνδεσμος / Middle connector / Středový konektor / Среден конектор
2WLB	 90° Σύνδεσμος / Connector / Konektor / Конектор
2WTB	 Σύνδεσμος / Connector / Konektor / Конектор
2WXB	 Σύνδεσμος / Connector / Konektor / Конектор
2WVB	Μεταβλητή γωνία / Variable angle / Variabilní úhel / Променлив ъгъл
2WADB	Αντάπτορας / Adaptor / Adaptér / Адаптора
2WTRB	Τροφοδοτικό / Power supply / Napájení / Захранване
2JIB	Τροφοδοτικό ευθείας / Power supply straight / Napájení přímo / Захранване направо
2WTEB	Πλαστική τάπα / Plastic cap / Plastový uzávěr / Пластмасова капачка
2WKRB	Σετ κρέμασης ράγας / Rail hanging set Sada závěsných kolejnic / Комплект за окачване на релси (1pc)
RTB2WB	Στρόγγυλη χωνευτή ροζέτα / Round recessed rosette Kulatá zaruštěná růžice / Кръгла вградена розетка

1-PHASE

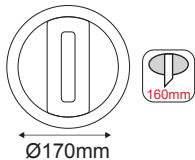
ΓΚΡΙ / GREY / ŠEDÁ / СІВ

	
2W1MG	Ράγα / Track / Kolejnice / Релса 1m
2W2MG	Ράγα / Track / Kolejnice / Релса 2m
2W3MG	Ράγα / Track / Kolejnice / Релса 3m
2WIG	Ενδιάμεσος σύνδεσμος / Middle connector / Středový konektor / Среден конектор
2WLG	 90° Σύνδεσμος / Connector / Konektor / Конектор
2WTG	 Σύνδεσμος / Connector / Konektor / Конектор
2WXG	 Σύνδεσμος / Connector / Konektor / Конектор
2WVG	Μεταβλητή γωνία / Variable angle / Variabilní úhel / Променлив ъгъл
2WADG	Αντάπτορας / Adaptor / Adaptér / Адаптора
2WTRG	Τροφοδοτικό / Power supply / Napájení / Захранване
2JIG	Τροφοδοτικό ευθείας / Power supply straight / Napájení římo / Захранване направо
2WTEG	Πλαστική τάπα / Plastic cap / Plastový uzávěr / Пластмасова капачка
2WKRGG	Σετ κρέμασης ράγας / Rail hanging set Sada závěsných kolejnic / Комплект за окачване на релси (1pc)

i



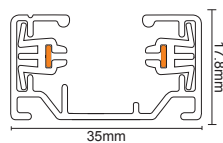
RTB2WW



Η βάση προσαρμόζεται στα σποτ μονοφασικής ράγας για μετατροπή σε χωνευτά.
Base is adaptable in 1 phase track luminaires in order to become recessed.



2W1MB
2W2MB
2W3MB



2JIW



2WKRW



2WLW



2WTB



2WVW



2WXW



2WTRB









2WTEW









2WADW









2WIB


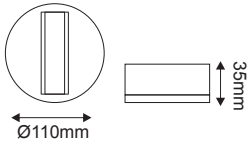
	
4W1MW	Ράγα / Track / Kolejnice / Релса 1m
4W2MW	Ράγα / Track / Kolejnice / Релса 2m
4W3MW	Ράγα / Track / Kolejnice / Релса 3m
4WIW	Ενδιάμεσος σύνδεσμος / Middle connector / Středový konektor / Среден конектор
4WLW	 90° Σύνδεσμος δεξιός / Right Connector / Konektor správně / Конектор прав
4WLWL	 90° Σύνδεσμος αριστερός / Left Connector / Konektor vlevo / Конектор лев
4WTW	 Σύνδεσμος / Connector / Konektor / Конектор
4WXW	 Σύνδεσμος / Connector / Konektor / Конектор
4WVW	Μεταβλητή γωνία / Variable angle / Variabilní úhel / Променлив ъгъл
4WADW	Αντάπτορας / Adaptor / Adaptér / Адаптора
4WTRW	Τροφοδοτικό αριστερό / Left power supply / Napájení vlevo / Захранване лев
4WTRWR	Τροφοδοτικό δεξί / Power supply right / Napájení správně / Захранване прав
4ATIW	Τροφοδοτικό ευθείας / Power supply straight / Napájení přímo / Захранване направо
4WTEW	Πλαστική τάπα / Plastic cap / Plastový uzávěr / Пластмасова капачка
4WKRW	Σετ κρέμασης ράγας / Rail hanging set Sada záněsných kolejnic / Комплект за окачване на релси (1pc)
4WSTW	Σύνδεσμος στήριξης τοίχου / Wall mounting clip / Montáž na stěnu klip / Стенен монтаж клип
4WADSW	Αντάπτορας στήριξης / Mount adaptor / Adaptér na montáž / Адаптер за монтаж
XRA400W	Στρόγγυλη ροζέτα / Round rosette / Kulatá růžice / Кръгла розетка

	
4W1MB	Ράγα / Track / Kolejnice / Релса 1m
4W2MB	Ράγα / Track / Kolejnice / Релса 2m
4W3MB	Ράγα / Track / Kolejnice / Релса 3m
4WIB	Ενδιάμεσος σύνδεσμος / Middle connector / Středový konektor / Среден конектор
4WLB	 90° Σύνδεσμος δεξιός / Right Connector / Konektor správně / Конектор прав
4WLBL	 90° Σύνδεσμος αριστερός / Left Connector / Konektor vlevo / Конектор лев
4WTB	 Σύνδεσμος / Connector / Konektor / Конектор
4WXB	 Σύνδεσμος / Connector / Konektor / Конектор
4WVB	Μεταβλητή γωνία / Variable angle / Variabilní úhel / Променлив ъгъл
4WADB	Αντάπτορας / Adaptor / Adaptér / Адаптора
4WTRB	Τροφοδοτικό αριστερό / Left power supply / Napájení vlevo / Захранване лев
4WTRBR	Τροφοδοτικό δεξί / Power supply right / Napájení správně / Захранване прав
4ATIB	Τροφοδοτικό ευθείας / Power supply straight / Napájení přímo / Захранване направо
4WTEB	Πλαστική τάπα / Plastic cap / Plastový uzávěr / Пластмасова капачка
4WKRB	Σετ κρέμασης ράγας / Rail hanging set Sada záněsných kolejnic / Комплект за окачване на релси (1pc)
4WSTB	Σύνδεσμος στήριξης τοίχου / Wall mounting clip / Montáž na stěnu klip / Стенен монтаж клип
4WADSB	Αντάπτορας στήριξης / Mount adaptor / Adaptér na montáž / Адаптер за монтаж
XRA400B	Στρόγγυλη ροζέτα / Round rosette / Kulatá růžice / Кръгла розетка

3-PHASE

ΓΚΡΙ / GREY / ŠEDÁ / СІВ

	
4W1MG	Ράγα / Track / Kolejnice / Релса 1m
4W2MG	Ράγα / Track / Kolejnice / Релса 2m
4W3MG	Ράγα / Track / Kolejnice / Релса 3m
4WIGG	Ενδιάμεσος σύνδεσμος / Middle connector / Středový konektor / Среден конектор
4WLG	 90° Σύνδεσμος δεξιός / Right Connector / Konektor správně / Конектор прав
4WLGL	 90° Σύνδεσμος αριστερός / Left Connector / Konektor vlevo / Конектор лев
4WTG	 Σύνδεσμος / Connector / Konektor / Конектор
4WXG	 Σύνδεσμος / Connector / Konektor / Конектор
4WVG	Μεταβλητή γωνία / Variable angle / Variabilní úhel / Променлив ъгъл
4WADG	Αντάπτορας / Adaptor / Adaptér / Адаптора
4WTRG	Τροφοδοτικό αριστερό / Left power supply / Napájení vlevo / Захранване лев
4WTRGR	Τροφοδοτικό δεξί / Power supply right / Napájení správně / Захранване прав
4ATIG	Τροφοδοτικό ευθείας / Power supply straight / Napájení přímo / Захранване направо
4WTEG	Πλαστική τάπα / Plastic cap / Plastový uzávěr / Пластмасова капачка
4WKRGG	Σετ κρέμασης ράγας / Rail hanging set Sada závěsných kolejnic / Комплект за окачване на релси (1pc)
4WSTGG	Σύνδεσμος στήριξης τοίχου / Wall mounting clip / Montáž na stěnu klip / Стенен монтаж клип
4WADSG	Αντάπτορας στήριξης / Mount adaptor / Adaptér na montáž / Адаптер за монтаж
XRA400G	Στρόγγυλη ροζέτα / Round rosette / Kulatá růžice / Кръгла розетка




i   Η βάση προσαρμόζεται στα σποτ τριφασικής ράγας για μετατροπή σε επίτοιχα/οροφής. Base is adaptable in 3 phases track luminaires in order to become wall mounted / ceiling.

XRA400B
Ø110mm
35mm






3-PHASE

ΛΕΥΚΟ / WHITE / BÍLÁ / БЯЛО
Χωνευτή ράγα / Recessed rail / Zaruštěná kolejnic / Вградена релса

	
4WRE1MW	Ράγα / Track / Kolejnice / Релса 1m
4WRE2MW	Ράγα / Track / Kolejnice / Релса 2m
4WRE3MW	Ράγα / Track / Kolejnice / Релса 3m
4WRELW	 90° Σύνδεσμος / Connector / Konektor / Конектор
4WRETRW	Τροφοδοτικό / Power supply / Napájení / Захранване
4WREST	Κλιπ χωνευτής εγκατάστασης / Recessed installation clip Zaruštěný instalační klip / За вграждане монтаж клип

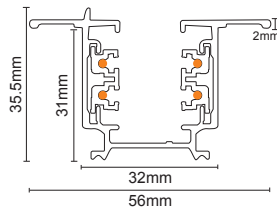
ΜΑΥΡΟ / BLACK / ČERNÁ / ЧЕРНО
Χωνευτή ράγα / Recessed rail / Zaruštěná kolejnic / Вградена релса

	
4WRE1MB	Ράγα / Track / Kolejnice / Релса 1m
4WRE2MB	Ράγα / Track / Kolejnice / Релса 2m
4WRE3MB	Ράγα / Track / Kolejnice / Релса 3m
4WRELB	 90° Σύνδεσμος / Connector / Konektor / Конектор
4WRETRB	Τροφοδοτικό / Power supply / Napájení / Захранване
4WREST	Κλιπ χωνευτής εγκατάστασης / Recessed installation clip Zaruštěný instalační klip / За вграждане монтаж клип

230V TRACK SYSTEM



4WRE1MW
4WRE2MW
4WRE3MW



4WREST



4WRELW



4WRETRW

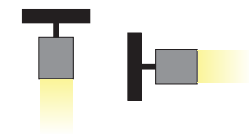


ZUNO



ZUNO

Φωτιστικό ράγας
Track luminaire
Kolejnicové svítidlo
Осветително тяло за шина



ΛΕΥΚΟ / WHITE / BÍLÁ / БЯЛО

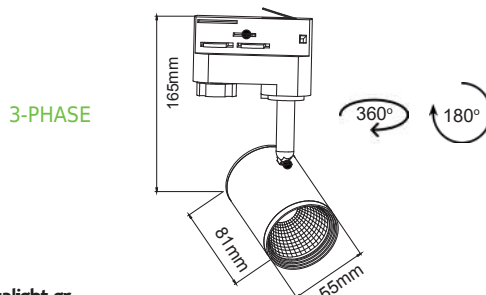
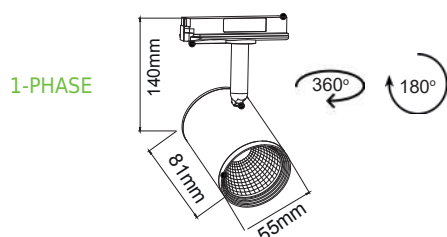
Model	Power	Beam Angle	Color Temp	Lumen	Beam Spread	Beam Diameter	Phase	Life
ZUNO730W2	230V AC	7W	3000K	700lm	24°	Ra80	1-PHASE	30000hrs
ZUNO740W2			4000K	760lm				
ZUNO760W2			6000K	760lm				
ZUNO730W4			3000K	700lm			3-PHASE	
ZUNO740W4			4000K	760lm				
ZUNO760W4			6000K	760lm				

ΜΑΥΡΟ / BLACK / ČERNÁ / ЧЕРНО

Model	Power	Beam Angle	Color Temp	Lumen	Beam Spread	Beam Diameter	Phase	Life
ZUNO730B2	230V AC	7W	3000K	700lm	24°	Ra80	1-PHASE	30000hrs
ZUNO740B2			4000K	760lm				
ZUNO760B2			6000K	760lm				
ZUNO730B4			3000K	700lm			3-PHASE	
ZUNO740B4			4000K	760lm				
ZUNO760B4			6000K	760lm				

ΓΚΡΙ / GREY / ŠEDÁ / СІВ

Model	Power	Beam Angle	Color Temp	Lumen	Beam Spread	Beam Diameter	Phase	Life
ZUNO730G2	230V AC	7W	3000K	700lm	24°	Ra80	1-PHASE	30000hrs
ZUNO740G2			4000K	760lm				
ZUNO760G2			6000K	760lm				
ZUNO730G4			3000K	700lm			3-PHASE	
ZUNO740G4			4000K	760lm				
ZUNO760G4			6000K	760lm				





A↑G **D** 3000K

A↑G **C** 4000K

14W / Ra80
ΛΕΥΚΟ / WHITE / BÍLÁ / БЯЛО

Icon	Lightning Bolt	Umbrella	Sun	Light Bulb	Angle	Waveform	Plug	Clock
ZUNO1430W250	230V AC	14W	3000K	1300lm	24°	Ra80	1-PHASE	50000hrs (L80 B10)
ZUNO1440W250			4000K	1370Lm				
ZUNO1430W450			3000K	1300lm			3-PHASE	
ZUNO1440W450			4000K	1370Lm				

MAYPO / BLACK / ČERNÁ / ЧЕРНО

Icon	Lightning Bolt	Umbrella	Sun	Light Bulb	Angle	Waveform	Plug	Clock
ZUNO1430B250	230V AC	14W	3000K	1300lm	24°	Ra80	1-PHASE	50000hrs (L80 B10)
ZUNO1440B250			4000K	1370Lm				
ZUNO1430B450			3000K	1300lm			3-PHASE	
ZUNO1440B450			4000K	1370Lm				

FKPI / GREY / ŠEDÁ / СИВ

Icon	Lightning Bolt	Umbrella	Sun	Light Bulb	Angle	Waveform	Plug	Clock
ZUNO1430G250	230V AC	14W	3000K	1300lm	24°	Ra80	1-PHASE	50000hrs (L80 B10)
ZUNO1440G250			4000K	1370Lm				
ZUNO1430G450			3000K	1300lm			3-PHASE	
ZUNO1440G450			4000K	1370Lm				

A↑G **E** 3000K

A↑G **D** 4000K

14W / Ra90
ΛΕΥΚΟ / WHITE / BÍLÁ / БЯЛО

Icon	Lightning Bolt	Umbrella	Sun	Light Bulb	Angle	Waveform	Plug	Clock
ZUNO1430W25090	230V AC	14W	3000K	1150lm	24°	Ra90	1-PHASE	50000hrs (L80 B10)
ZUNO1440W25090			4000K	1200Lm				
ZUNO1430W45090			3000K	1150lm			3-PHASE	
ZUNO1440W45090			4000K	1200Lm				

MAYPO / BLACK / ČERNÁ / ЧЕРНО

Icon	Lightning Bolt	Umbrella	Sun	Light Bulb	Angle	Waveform	Plug	Clock
ZUNO1430B25090	230V AC	14W	3000K	1150lm	24°	Ra90	1-PHASE	50000hrs (L80 B10)
ZUNO1440B25090			4000K	1200Lm				
ZUNO1430B45090			3000K	1150lm			3-PHASE	
ZUNO1440B45090			4000K	1200Lm				

FKPI / GREY / ŠEDÁ / СИВ

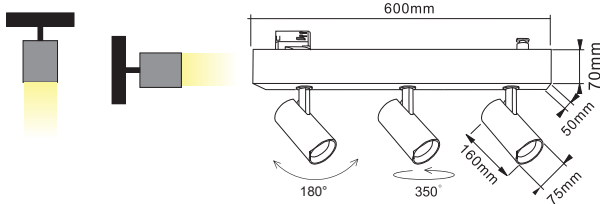
Icon	Lightning Bolt	Umbrella	Sun	Light Bulb	Angle	Waveform	Plug	Clock
ZUNO1430G25090	230V AC	14W	3000K	1150lm	24°	Ra90	1-PHASE	50000hrs (L80 B10)
ZUNO1440G25090			4000K	1200Lm				
ZUNO1430G45090			3000K	1150lm			3-PHASE	
ZUNO1440G45090			4000K	1200Lm				

TRIPLON



TRIPLON

Φωτιστικό ράγας
Track luminaire
Kolejnicové svítidlo
Осветительно тяло за шина



58W / Ra80
ΛΕΥΚΟ / WHITE / BÍLÁ / БЯЛО

AG D 3000K AG C 4000K AG E 6500K

Icon: Lock	Icon: Lightning Bolt	Icon: Plug	Icon: Sun	Icon: Light Bulb	Icon: Triangle	Icon: Wave	Icon: Plug	Icon: Clock
TRIPLEON5830W450	230V AC	58W	3000K	5240lm	35°	Ra80	3-PHASE	50000hrs (L80 B10)
TRIPLEON5840W450			4000K	5500lm				
TRIPLEON5865W450			6500K	5240lm				










ΜΑΥΡΟ / BLACK / ČERNÁ / ЧЕРНО

Icon: Lock	Icon: Lightning Bolt	Icon: Plug	Icon: Sun	Icon: Light Bulb	Icon: Triangle	Icon: Wave	Icon: Plug	Icon: Clock
TRIPLEON5830B450	230V AC	58W	3000K	5240lm	35°	Ra80	3-PHASE	50000hrs (L80 B10)
TRIPLEON5840B450			4000K	5500lm				
TRIPLEON5865B450			6500K	5240lm				










TRIPLON

80W / Ra80

ΛΕΥΚΟ / WHITE / BÍLÁ / БЯЛО

								
TRIPLON8030W450	230V AC	80W	3000K	6950lm	35°	Ra80	3-PHASE	50000hrs (L80 B10)
TRIPLON8040W450			4000K	7300lm				
TRIPLON8065W450			6500K	6950lm				

MAYPO / BLACK / ČERNÁ / ЧЕРНО










								
TRIPLON8030B450	230V AC	80W	3000K	6950lm	35°	Ra80	3-PHASE	50000hrs (L80 B10)
TRIPLON8040B450			4000K	7300lm				
TRIPLON8065B450			6500K	6950lm				

 3000K










 4000K

58W / Ra90

ΛΕΥΚΟ / WHITE / BÍLÁ / БЯЛО










								
TRIPLON5830W45090	230V AC	58W	3000K	4560lm	35°	Ra90	3-PHASE	50000hrs (L80 B10)
TRIPLON5840W45090			4000K	4790lm				

MAYPO / BLACK / ČERNÁ / ЧЕРНО










								
TRIPLON5830B45090	230V AC	58W	3000K	4560lm	35°	Ra90	3-PHASE	50000hrs (L80 B10)
TRIPLON5840B45090			4000K	4790lm				

80W / Ra90

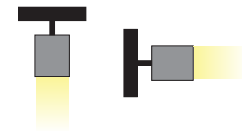
ΛΕΥΚΟ / WHITE / BÍLÁ / БЯЛО

								
TRIPLON8030W45090	230V AC	80W	3000K	6050lm	35°	Ra90	3-PHASE	50000hrs (L80 B10)
TRIPLON8040W45090			4000K	6350lm				

MAYPO / BLACK / ČERNÁ / ЧЕРНО

								
TRIPLON8030B45090	230V AC	80W	3000K	6050lm	35°	Ra90	3-PHASE	50000hrs (L80 B10)
TRIPLON8040B45090			4000K	6350lm				

LISOR



LISOR

Φωτιστικό ράγας

Track luminaire

Kolejnicové svítidlo

Осветително тяло за шина



ΛΕΥΚΟ / WHITE / BÍLÁ / БЯЛО



Icon: Lock	Icon: Lightning	Icon: Fan	Icon: Sun	Icon: Light Bulb	Icon: Triangle	Icon: Wave	Icon: Plug	Icon: Clock
LISOR2030W2	230V AC	20W	3000K	2000lm	34°	Ra80	1-PHASE	30000hrs
LISOR2040W2			4000K	2100lm				
LISOR2030W4			3000K	2000lm			3-PHASE	
LISOR2040W4			4000K	2100lm				
LISOR4030W2		40W	3000K	4000lm			1-PHASE	
LISOR4040W2			4000K	4200lm				
LISOR4030W4			3000K	4000lm			3-PHASE	
LISOR4040W4			4000K	4200lm				

ΜΑΥΡΟ / BLACK / ČERNÁ / ЧЕРНО

Icon: Lock	Icon: Lightning	Icon: Fan	Icon: Sun	Icon: Light Bulb	Icon: Triangle	Icon: Wave	Icon: Plug	Icon: Clock
LISOR2030B2	230V AC	20W	3000K	2000lm	34°	Ra80	1-PHASE	30000hrs
LISOR2040B2			4000K	2100lm				
LISOR2030B4			3000K	2000lm			3-PHASE	
LISOR2040B4			4000K	2100lm				
LISOR4030B2		40W	3000K	4000lm			1-PHASE	
LISOR4040B2			4000K	4200lm				
LISOR4030B4			3000K	4000lm			3-PHASE	
LISOR4040B4			4000K	4200lm				

ΓΚΡΙ / GREY / ŠEDÁ / СІВ

Icon: Lock	Icon: Lightning	Icon: Fan	Icon: Sun	Icon: Light Bulb	Icon: Triangle	Icon: Wave	Icon: Plug	Icon: Clock
LISOR2030G2	230V AC	20W	3000K	2000lm	34°	Ra80	1-PHASE	30000hrs
LISOR2040G2			4000K	2100lm				
LISOR2030G4			3000K	2000lm			3-PHASE	
LISOR2040G4			4000K	2100lm				



A↑G D 3000K A↑G C 4000K A↑G E 6500K

19W / Ra80
ΛΕΥΚΟ / WHITE / BÍLÁ / БЯЛО

Icon	Lightning Bolt	Wiring	Sun	Light Bulb	Angle	Waveform	Speaker	Clock
LISOR1930W250	230V AC	19W	3000K	2330lm	34°	Ra80	1-PHASE	50000hrs (L80 B10)
LISOR1940W250			4000K	2450lm				
LISOR1965W250			6500K	2330lm				
LISOR1930W450			3000K	2330lm			3-PHASE	
LISOR1940W450			4000K	2450lm				
LISOR1965W450			6500K	2330lm				

MAYPO / BLACK / ČERNÁ / ЧЕРНО

Icon	Lightning Bolt	Wiring	Sun	Light Bulb	Angle	Waveform	Speaker	Clock
LISOR1930B250	230V AC	19W	3000K	2330lm	34°	Ra80	1-PHASE	50000hrs (L80 B10)
LISOR1940B250			4000K	2450lm				
LISOR1965B250			6500K	2330lm				
LISOR1930B450			3000K	2330lm			3-PHASE	
LISOR1940B450			4000K	2450lm				
LISOR1965B450			6500K	2330lm				

ГКПИ / GREY / ŠEDÁ / СИВ

Icon	Lightning Bolt	Wiring	Sun	Light Bulb	Angle	Waveform	Speaker	Clock
LISOR1930G250	230V AC	19W	3000K	2330lm	34°	Ra80	1-PHASE	50000hrs (L80 B10)
LISOR1940G250			4000K	2450lm				
LISOR1965G250			6500K	2330lm				
LISOR1930G450			3000K	2330lm			3-PHASE	
LISOR1940G450			4000K	2450lm				
LISOR1965G450			6500K	2330lm				

26W / Ra80
ΛΕΥΚΟ / WHITE / BÍLÁ / БЯЛО

Icon	Lightning Bolt	Wiring	Sun	Light Bulb	Angle	Waveform	Speaker	Clock
LISOR2630W250	230V AC	26W	3000K	2950lm	34°	Ra80	1-PHASE	50000hrs (L80 B10)
LISOR2640W250			4000K	3100lm				
LISOR2665W250			6500K	2950lm				
LISOR2630W450			3000K	2950lm			3-PHASE	
LISOR2640W450			4000K	3100lm				
LISOR2665W450			6500K	2950lm				

MAYPO / BLACK / ČERNÁ / ЧЕРНО

Icon	Lightning Bolt	Wiring	Sun	Light Bulb	Angle	Waveform	Speaker	Clock
LISOR2630B250	230V AC	26W	3000K	2950lm	34°	Ra80	1-PHASE	50000hrs (L80 B10)
LISOR2640B250			4000K	3100lm				
LISOR2665B250			6500K	2950lm				
LISOR2630B450			3000K	2950lm			3-PHASE	
LISOR2640B450			4000K	3100lm				
LISOR2665B450			6500K	2950lm				

LISOR

19W / Ra90

ЛЕУКО / WHITE / BÍLÁ / БЯЛО

A++ E 3000K

A++ D 4000K

Icon: Lock	Icon: Lightning	Icon: Plug	Icon: Sun	Icon: Light Bulb	Icon: Angle	Icon: Wave	Icon: Plug	Icon: Clock
LISOR1930W25090	230V AC	19W	3000K	2030lm	34°	Ra90	1-PHASE	50000hrs (L80 B10)
LISOR1940W25090			4000K	2150lm				
LISOR1930W45090			3000K	2030lm			3-PHASE	
LISOR1940W45090			4000K	2150lm				

MAYPO / BLACK / ČERNÁ / ЧЕРНО

Icon: Lock	Icon: Lightning	Icon: Plug	Icon: Sun	Icon: Light Bulb	Icon: Angle	Icon: Wave	Icon: Plug	Icon: Clock
LISOR1930B25090	230V AC	19W	3000K	2030lm	34°	Ra90	1-PHASE	50000hrs (L80 B10)
LISOR1940B25090			4000K	2150lm				
LISOR1930B45090			3000K	2030lm			3-PHASE	
LISOR1940B45090			4000K	2150lm				

ГКПИ / GREY / ŠEDÁ / СИВ

Icon: Lock	Icon: Lightning	Icon: Plug	Icon: Sun	Icon: Light Bulb	Icon: Angle	Icon: Wave	Icon: Plug	Icon: Clock
LISOR1930G25090	230V AC	19W	3000K	2030lm	34°	Ra90	1-PHASE	50000hrs (L80 B10)
LISOR1940G25090			4000K	2150lm				
LISOR1930G45090			3000K	2030lm			3-PHASE	
LISOR1940G45090			4000K	2150lm				

26W / Ra90

ЛЕУКО / WHITE / BÍLÁ / БЯЛО

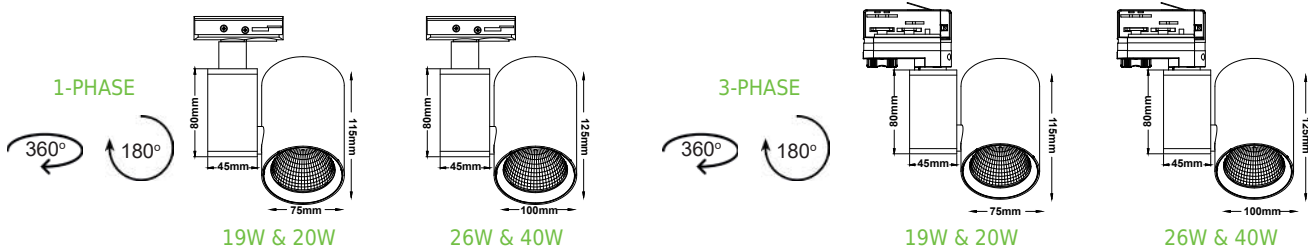
A++ E 3000K

A++ D 4000K

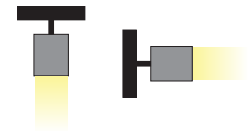
Icon: Lock	Icon: Lightning	Icon: Plug	Icon: Sun	Icon: Light Bulb	Icon: Angle	Icon: Wave	Icon: Plug	Icon: Clock
LISOR2630W25090	230V AC	26W	3000K	2600lm	34°	Ra90	1-PHASE	50000hrs (L80 B10)
LISOR2640W25090			4000K	2720lm				
LISOR2630W45090			3000K	2600lm			3-PHASE	
LISOR2640W45090			4000K	2720lm				

MAYPO / BLACK / ČERNÁ / ЧЕРНО

Icon: Lock	Icon: Lightning	Icon: Plug	Icon: Sun	Icon: Light Bulb	Icon: Angle	Icon: Wave	Icon: Plug	Icon: Clock
LISOR2630B25090	230V AC	26W	3000K	2600lm	34°	Ra90	1-PHASE	50000hrs (L80 B10)
LISOR2640B25090			4000K	2720lm				
LISOR2630B45090			3000K	2600lm			3-PHASE	
LISOR2640B45090			4000K	2720lm				



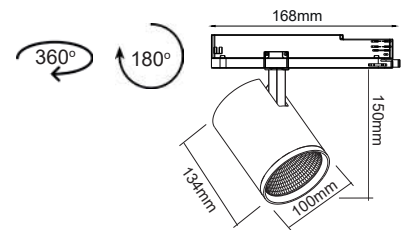
KOOP



KOOP

Φωτιστικό ράγας
Track luminaire
Kolejnicové svítidlo
Осветително тяло за шина

- ALU
- PC
- COB LM80
- DRIVER IN-TRACK
- IP20
- 5
- TRIDONIC OSRAM**



3000K 4000K 6500K

19W / Ra80
ΛΕΥΚΟ / WHITE / BÍLÁ / БЯЛО

KOOP1930W450	230V AC	19W	3000K	2420lm	30°	Ra80	3-PHASE	50000hrs (L80 B10)
KOOP1940W450			4000K	2550lm				
KOOP1965W450			6500K	2420lm				

MAYPO / BLACK / ČERNÁ / ЧЕРНО










KOOP1930B450	230V AC	19W	3000K	2420lm	30°	Ra80	3-PHASE	50000hrs (L80 B10)
KOOP1940B450			4000K	2550lm				
KOOP1965B450			6500K	2420lm				

KOOP










26W / Ra80

ΛΕΥΚΟ / WHITE / BÍLÁ / БЯЛО

 3000K  4000K  6500K

								
KOOP2630W450	230V AC	26W	3000K	3420lm	30°	Ra80	3-PHASE	50000hrs (L80 B10)
KOOP2640W450			4000K	3600lm				
KOOP2665W450			6500K	3420lm				










MAYPO / BLACK / ČERNÁ / ЧЕРНО

								
KOOP2630B450	230V AC	26W	3000K	3420lm	30°	Ra80	3-PHASE	50000hrs (L80 B10)
KOOP2640B450			4000K	3600lm				
KOOP2665B450			6500K	3420lm				










35W / Ra80

ΛΕΥΚΟ / WHITE / BÍLÁ / БЯЛО

 3000K  4000K  6500K

								
KOOP3530W450	230V AC	35W	3000K	4220lm	30°	Ra80	3-PHASE	50000hrs (L80 B10)
KOOP3540W450			4000K	4450lm				
KOOP3565W450			6500K	4220lm				










MAYPO / BLACK / ČERNÁ / ЧЕРНО

								
KOOP3530B450	230V AC	35W	3000K	4220lm	30°	Ra80	3-PHASE	50000hrs (L80 B10)
KOOP3540B450			4000K	4450lm				
KOOP3565B450			6500K	4220lm				










19W / Ra90

ΛΕΥΚΟ / WHITE / BÍLÁ / БЯЛО

 3000K  4000K

								
KOOP1930W45090	230V AC	19W	3000K	2110lm	30°	Ra90	3-PHASE	50000hrs (L80 B10)
KOOP1940W45090			4000K	2220lm				

MAYPO / BLACK / ČERNÁ / ЧЕРНО

								
KOOP1930B45090	230V AC	19W	3000K	2110lm	30°	Ra90	3-PHASE	50000hrs (L80 B10)
KOOP1940B45090			4000K	2220lm				

3000K
 4000K

26W / Ra90
ΛΕΥΚΟ / WHITE / BÍLÁ / БЯЛО

KOOP2630W45090	230V AC	26W	3000K	2980lm	30°	Ra90	3-PHASE	50000hrs (L80 B10)
KOOP2640W45090			4000K	3130lm				

MAYPO / BLACK / ČERNÁ / ЧЕРНО

KOOP2630B45090	230V AC	26W	3000K	2980lm	30°	Ra90	3-PHASE	50000hrs (L80 B10)
KOOP2640B45090			4000K	3130lm				

3000K
 4000K

35W / Ra90
ΛΕΥΚΟ / WHITE / BÍLÁ / БЯЛО

KOOP3530W45090	230V AC	35W	3000K	3670lm	30°	Ra90	3-PHASE	50000hrs (L80 B10)
KOOP3540W45090			4000K	3870lm				

MAYPO / BLACK / ČERNÁ / ЧЕРНО

KOOP3530B45090	230V AC	35W	3000K	3670lm	30°	Ra90	3-PHASE	50000hrs (L80 B10)
KOOP3540B45090			4000K	3870lm				

KOOP ΕΞΑΡΤΗΜΑΤΑ / ACCESSORIES / PŘÍSLUŠENSTVÍ / АКЦЕСОАРИ

KOOPSW	Λευκό πλαίσιο με πτερύγια / White shutter Bílý rám s ploutvemi / Бяла рамка с перки
KOOPSB	Μαύρο πλαίσιο με πτερύγια / Black shutter Černý rám s ploutvemi / Черна рамка с перки
KOOPHCB	Μαύρη κυψελοειδής περσίδα / Black honeycomb louvres Černá plásten žaluzie / Черно пчелна пита жалузи



KOOPSW



KOOPSB



KOOPHCB

AIMY

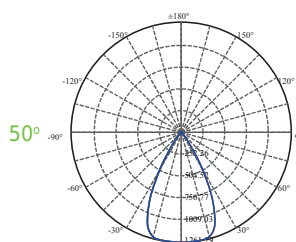
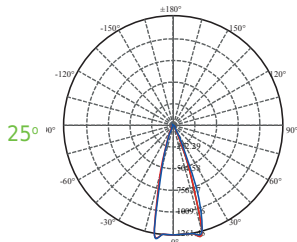
230V TRACK SYSTEM



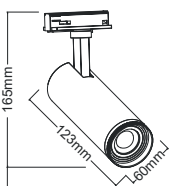
AIMY

Φωτιστικό ράγας
Track luminaire
Kolejnicové svítidlo
Осветително тяло за шина

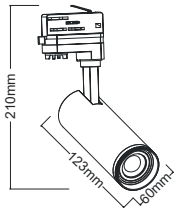
- ALU
- PC
- COB LM80
- DRIVER IN
- IP20
- 2




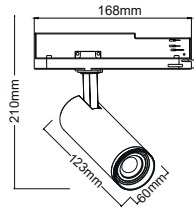
10W
2 WIRES
1-PHASE



10W
4 WIRES
3-PHASE

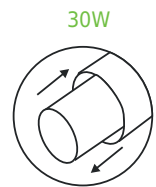


14W
4 WIRES
3-PHASE



15° ~ 55°

Stepless zoomable

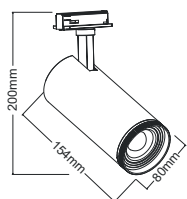


25° ~ 50°

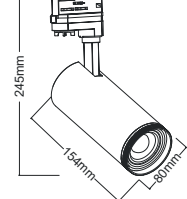
Stepless zoomable




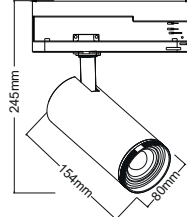
30W
2 WIRES
1-PHASE



30W
4 WIRES
3-PHASE



19W & 26W
4 WIRES
3-PHASE





ΛΕΥΚΟ / WHITE / BÍLÁ / БЯЛО

AIMY1030W2N	230V AC	10W	3000K	1200lm	15° ~ 55°	Ra80	1-PHASE	30000hrs
AIMY1040W2N			4000K	1260lm				
AIMY1030W4N			3000K	1200lm			3-PHASE	
AIMY1040W4N			4000K	1260lm				
AIMY3030W2N		30W	3000K	3150lm	25° ~ 50°		1-PHASE	
AIMY3040W2N			4000K	3500lm				
AIMY3030W4N			3000K	3150lm			3-PHASE	
AIMY3040W4N			4000K	3500lm				



ΜΑΥΡΟ / BLACK / ČERNÁ / ЧЕРНО

AIMY1030B2N	230V AC	10W	3000K	1200lm	15° ~ 55°	Ra80	1-PHASE	30000hrs
AIMY1040B2N			4000K	1260lm				
AIMY1030B4N			3000K	1200lm			3-PHASE	
AIMY1040B4N			4000K	1260lm				
AIMY3030B2N		30W	3000K	3150lm	25° ~ 50°		1-PHASE	
*AIMY3040B2			4000K	3100lm				
AIMY3040B2N			3500lm					
*AIMY3030B4			3000K	3000lm			3-PHASE	
AIMY3030B4N			3150lm					
AIMY3040B4N			4000K	3500lm				

*Σταδιακή κατάρρευση / Phase out / Postupné zrušení / Подлежат на постепенно отстраняване

**Maximum lumen (50° & 55°)

AIMY



14W / Ra80

ΛΕΥΚΟ / WHITE / БІЛА / БЯЛО

3000K 4000K 6500K

AIMY1430W250	230V AC	14W	3000K	1280lm	25° ~ 50°	Ra80	1-PHASE	50000hrs (L80 B10)
AIMY1440W250			4000K	1350lm				
AIMY1430W450			3000K	1280lm			3-PHASE	
AIMY1440W450			4000K	1350lm				

MAYPO / BLACK / ČERNÁ / ЧЕРНО

AIMY1430B250	230V AC	14W	3000K	1280lm	25° ~ 50°	Ra80	1-PHASE	50000hrs (L80 B10)
AIMY1440B250			4000K	1350lm				
AIMY1430B450			3000K	1280lm			3-PHASE	
AIMY1440B450			4000K	1350lm				

19W / Ra80

ΛΕΥΚΟ / WHITE / БІЛА / БЯЛО

3000K 4000K 6500K

AIMY1930W450	230V AC	19W	3000K	2050lm	25° ~ 50°	Ra80	3-PHASE	50000hrs (L80 B10)
AIMY1940W450			4000K	2150lm				
AIMY1965W450			6500K	2050lm				

MAYPO / BLACK / ČERNÁ / ЧЕРНО

AIMY1930B450	230V AC	19W	3000K	2050lm	25° ~ 50°	Ra80	3-PHASE	50000hrs (L80 B10)
AIMY1940B450			4000K	2150lm				
AIMY1965B450			6500K	2050lm				

26W / Ra80

ΛΕΥΚΟ / WHITE / БІЛА / БЯЛО

3000K 4000K 6500K

AIMY2630W450	230V AC	26W	3000K	2650lm	25° ~ 50°	Ra80	3-PHASE	50000hrs (L80 B10)
AIMY2640W450			4000K	2800lm				
AIMY2665W450			6500K	2650lm				










MAYPO / BLACK / ČERNÁ / ЧЕРНО

AIMY2630B450	230V AC	26W	3000K	2650lm	25° ~ 50°	Ra80	3-PHASE	50000hrs (L80 B10)
AIMY2640B450			4000K	2800lm				
AIMY2665B450			6500K	2650lm				










**Maximum lumen (50°)

 3000K  4000K

14W / Ra90
ΛΕΥΚΟ / WHITE / BÍLÁ / БЯЛО










								
AIMY1430W25090	230V AC	14W	3000K	1120lm	25° ~ 50°	Ra90	1-PHASE	50000hrs (L80 B10)
AIMY1440W25090			4000K	1180lm				
AIMY1430W45090			3000K	1120lm			3-PHASE	
AIMY1440W45090			4000K	1180lm				

MAYPO / BLACK / ČERNÁ / ЧЕРНО










								
AIMY1430B25090	230V AC	14W	3000K	1120lm	25° ~ 50°	Ra90	1-PHASE	50000hrs (L80 B10)
AIMY1440B25090			4000K	1180lm				
AIMY1430B45090			3000K	1120lm			3-PHASE	
AIMY1440B45090			4000K	1180lm				

 3000K  4000K










19W / Ra90
ΛΕΥΚΟ / WHITE / BÍLÁ / БЯЛО

								
AIMY1930W45090	230V AC	19W	3000K	1780lm	25° ~ 50°	Ra90	3-PHASE	50000hrs (L80 B10)
AIMY1940W45090			4000K	1870lm				










MAYPO / BLACK / ČERNÁ / ЧЕРНО

								
AIMY1930B45090	230V AC	19W	3000K	1780lm	25° ~ 50°	Ra90	3-PHASE	50000hrs (L80 B10)
AIMY1940B45090			4000K	1870lm				

26W / Ra90
ΛΕΥΚΟ / WHITE / BÍLÁ / БЯЛО

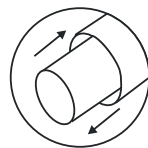

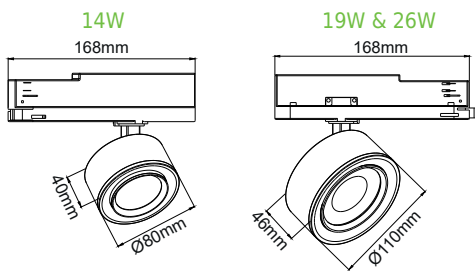
								
AIMY2630W45090	230V AC	26W	3000K	2300lm	25° ~ 50°	Ra90	3-PHASE	50000hrs (L80 B10)
AIMY2640W45090			4000K	2430lm				

MAYPO / BLACK / ČERNÁ / ЧЕРНО

								
AIMY2630B45090	230V AC	26W	3000K	2300lm	25° ~ 50°	Ra90	3-PHASE	50000hrs (L80 B10)
AIMY2640B45090			4000K	2430lm				

**Maximum lumen (50°)

VENET



25° ~ 50°
Stepless zoomable
25° Min. | 50° Max.

VENET

Φωτιστικό ράγας
Track luminaire
Kolejnicové svítidlo
Осветително тяло за шина

- ALU
- PC
- COB LM80
- DRIVER IN-TRACK
- IP20
- 5 TRIDONIC OSRAM

14W / Ra80
ΛΕΥΚΟ / WHITE / BILÁ / БЯЛО

A↑G D 3000K | A↑G C 4000K

Icon	Icon	Icon	Icon	Icon	Icon	Icon	Icon	Icon
VENET1430W450	230V AC	14W	3000K	1480lm	25° ~ 50°	Ra80	3-PHASE	50000hrs (L80 B10)
VENET1440W450			4000K	1550lm				

MAYPO / BLACK / ČERNÁ / ЧЕРНО

VENET1430B450	230V AC	14W	3000K	1480lm	25° ~ 50°	Ra80	3-PHASE	50000hrs (L80 B10)
VENET1440B450			4000K	1550lm				

19W / Ra80
ΛΕΥΚΟ / WHITE / BILÁ / БЯЛО

A↑G D 3000K | A↑G C 4000K | A↑G E 6500K

VENET1930W450	230V AC	19W	3000K	2100lm	25° ~ 50°	Ra80	3-PHASE	50000hrs (L80 B10)
VENET1940W450			4000K	2200lm				
VENET1965W450			6500K	2100lm				










MAYPO / BLACK / ČERNÁ / ЧЕРНО

VENET1930B450	230V AC	19W	3000K	2100lm	25° ~ 50°	Ra80	3-PHASE	50000hrs (L80 B10)
VENET1940B450			4000K	2200lm				
VENET1965B450			6500K	2100lm				










*Maximum lumen (50°)

 3000K
  4000K
  6500K

26W / Ra80
ΛΕΥΚΟ / WHITE / BÍLÁ / БЯЛО










								
VENET2630W450	230V AC	26W	3000K	2760lm	25° ~ 50°	Ra80	3-PHASE	50000hrs (L80 B10)
VENET2640W450			4000K	2900lm				
VENET2665W450			6500K	2760lm				

MAYPO / BLACK / ČERNÁ / ЧЕРНО










								
VENET2630B450	230V AC	26W	3000K	2760lm	25° ~ 50°	Ra80	3-PHASE	50000hrs (L80 B10)
VENET2640B450			4000K	2900lm				
VENET2665B450			6500K	2760lm				

 3000K
  4000K

14W / Ra90
ΛΕΥΚΟ / WHITE / BÍLÁ / БЯЛО










								
VENET1430W45090	230V AC	14W	3000K	1300lm	25° ~ 50°	Ra90	3-PHASE	50000hrs (L80 B10)
VENET1440W45090			4000K	1360lm				

MAYPO / BLACK / ČERNÁ / ЧЕРНО










								
VENET1430B45090	230V AC	14W	3000K	1300lm	25° ~ 50°	Ra90	3-PHASE	50000hrs (L80 B10)
VENET1440B45090			4000K	1360lm				

 3000K
  4000K

19W / Ra90
ΛΕΥΚΟ / WHITE / BÍLÁ / БЯЛО










								
VENET1930W45090	230V AC	19W	3000K	1830lm	25° ~ 50°	Ra90	3-PHASE	50000hrs (L80 B10)
VENET1940W45090			4000K	1910lm				

MAYPO / BLACK / ČERNÁ / ЧЕРНО










								
VENET1930B45090	230V AC	19W	3000K	1830lm	25° ~ 50°	Ra90	3-PHASE	50000hrs (L80 B10)
VENET1940B45090			4000K	1910lm				

 3000K
  4000K

26W / Ra90
ΛΕΥΚΟ / WHITE / BÍLÁ / БЯЛО

								
VENET2630W45090	230V AC	26W	3000K	2400lm	25° ~ 50°	Ra90	3-PHASE	50000hrs (L80 B10)
VENET2640W45090			4000K	2520lm				

MAYPO / BLACK / ČERNÁ / ЧЕРНО

								
VENET2630B45090	230V AC	26W	3000K	2400lm	25° ~ 50°	Ra90	3-PHASE	50000hrs (L80 B10)
VENET2640B45090			4000K	2520lm				

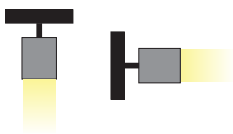
*Maximum lumen (50°)

SOLINE



SOLINE

Φωτιστικό ράγας
Track luminaire
Kolejnicové svítidlo
Осветително тяло за шина



← 09/2023

ALU PC COB LM80 DRIVER IP20 5 LIFUD A+G E 10W A+G D 27W

ΑΜΜΩΔΕΣ ΛΕΥΚΟ / SAND WHITE / PÍSKOVÁ BÍLÁ / ПЯСЪЧНО БЯЛО

	⚡	☂	☀	🌞	⚙	📶	📺	🕒
SOLINE1030W2	230V AC	10W	3000K	1000lm	36°	Ra80	1-PHASE	50000hrs
SOLINE1040W2			4000K	1050lm				
SOLINE1030W4			3000K	1000lm			3-PHASE	
SOLINE1040W4			4000K	1050lm				
SOLINE2730W2		27W	3000K	3120lm			1-PHASE	
SOLINE2740W2			4000K	3150lm				
SOLINE2730W4			3000K	3120lm			3-PHASE	
SOLINE2740W4			4000K	3150lm				

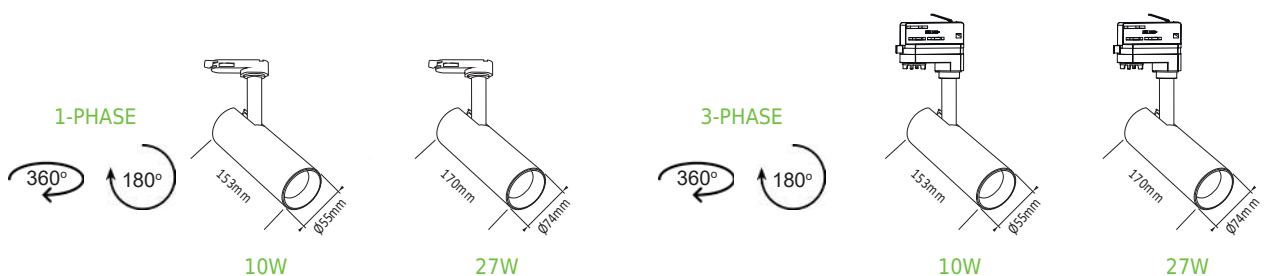


ΑΜΜΩΔΕΣ ΜΑΥΡΟ / SAND BLACK / PÍSKOVÁ ČERNÁ / ПЯСЪЧНО ЧЕРНО

SOLINE1030B2	230V AC	10W	3000K	1000lm	36°	Ra80	1-PHASE	50000hrs
SOLINE1040B2			4000K	1050lm				
SOLINE1030B4			3000K	1000lm			3-PHASE	
SOLINE1040B4			4000K	1050lm				
SOLINE2730B2		27W	3000K	3120lm			1-PHASE	
SOLINE2740B2			4000K	3150lm				
SOLINE2730B4			3000K	3120lm			3-PHASE	
SOLINE2740B4			4000K	3150lm				

SOLINE ΕΞΑΡΤΗΜΑΤΑ / ACCESSORIES / PŘÍSLUŠENSTVÍ / АКЦЕСОАРИ

SOLINE10GRING	Χρυσό πλαστικό δαχτυλίδι / Gold plastic ring Zlatý plastový prsten / Златен пластмасов пръстен 10W
SOLINE27GRING	Χρυσό πλαστικό δαχτυλίδι / Gold plastic ring Zlatý plastový prsten / Златен пластмасов пръстен 27W



MARK



MARK

Κινητό φωτιστικό ράγας

Movable track luminaire

Kolejnicové svítidlo

Подвижно осветително тяло за шина

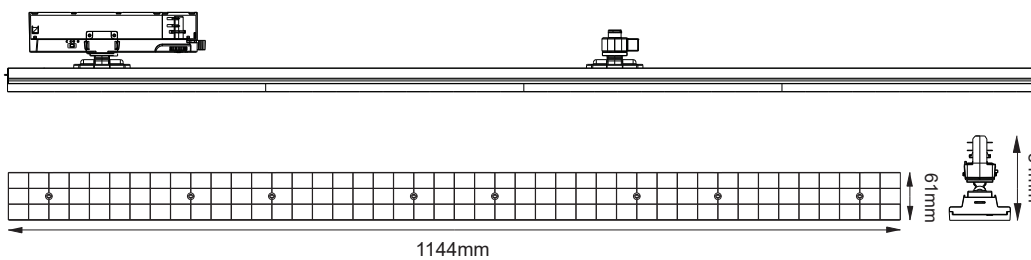


ΛΕΥΚΟ / WHITE / BÍLÁ / БЯЛО

MARK4040W4M	230V AC	40W	4000K	5600lm	90°	Ra90	3-PHASE	50000hrs

ΜΑΥΡΟ / BLACK / ČERNÁ / ЧЕРНО

MARK4040B4M	230V AC	40W	4000K	5600lm	90°	Ra90	3-PHASE	50000hrs





VERA

ΧΩΝΕΥΤΟ ΦΩΤΙΣΤΙΚΟ

Recessed luminaire

Zapuštěné svítidlo

Осветително тяло за вграждане



A A G F 5W **A A G E** 8W

ΛΕΥΚΟ ΣΤΡΟΓΓΥΛΟ / WHITE ROUND
BÍLÁ KULATÉ / БЯЛО КРЪГЛ

	⚡	🔌	☀️	🌞	📐	📈	📦	🕒
VERA530RWN	230V AC	5W	3000K	400lm	120°	Ra80	1/48	30000hrs
VERA540RWN			4000K	410lm				
VERA560RWN			6000K	420lm				
VERA830RW		8W	3000K	640lm			1/40	
VERA840RW			4000K	650lm				
VERA860RW			6000K	670lm				




A A G F 5W

ΝΙΚΕΛ ΜΑΤ ΣΤΡΟΓΓΥΛΟ / NICKEL MATT ROUND
ΜΑΤ ΝΙΚΛ ΚΥΛΑΤÉ / ΝΙΚΕΛ ΜΑΤΙΡΑΝΑ ΚΡΥΓΛ

	⚡	🔌	☀️	🌞	📐	📈	📦	🕒
VERA530RNMN	230V AC	5W	3000K	400lm	120°	Ra80	1/48	30000hrs
VERA540RNMN			4000K	410lm				




VERA



A
F 5W

ΛΕΥΚΟ ΤΕΤΡΑΓΩΝΟ / WHITE SQUARE
BÍLÉ ČTVERCOVÉ / БЯЛО КВАДРАТ

VERA530SW / N	230V AC	5W	3000K	400lm	120°	Ra80	1/48	30000hrs
VERA540SWN			4000K	410lm				

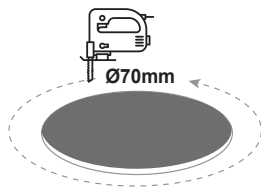
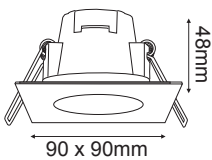


A
F 5W

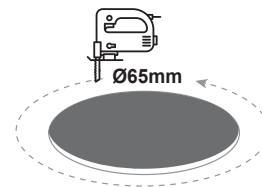
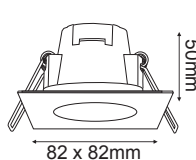
ΝΙΚΕΛ ΜΑΤ ΤΕΤΡΑΓΩΝΟ / NICKEL MATT SQUARE
ΜΑΤ ΝΙΚΛ ČTVERCOVÉ / ΝΙΚΕΛ ΜΑΤΙΡΑΝΑ ΚΒΑΔΡΑΤ

VERA530SNM / N	230V AC	5W	3000K	400lm	120°	Ra80	1/48	30000hrs
VERA560SNM			6000K	420lm				

VERA5**SWN
VERA5**SNMN



VERA5**SW
VERA5**SNM



3000K

	Center Beam LUX		Beam Width	
	V	H	V	H
2m	34.22 LUX	4.2m	4.2m	
4m	8.56 LUX	8.4m	8.4m	8.4m
6m	3.80 LUX	12.7m	12.6m	12.6m
8m	2.14 LUX	16.9m	16.9m	16.9m
10m	1.37 LUX	21.1m	21.1m	21.1m
12m	0.95 LUX	25.3m	25.3m	25.3m

Vert.Spread:93.1 Horiz.Spread:93.0

4000K

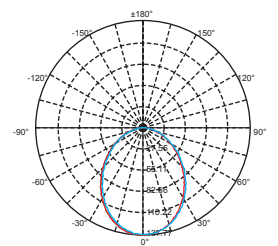
	Center Beam LUX		Beam Width	
	V	H	V	H
2m	37.93 LUX	4.3m	4.2m	
4m	9.48 LUX	8.5m	8.5m	8.5m
6m	4.21 LUX	12.8m	12.7m	12.7m
8m	2.37 LUX	17.0m	17.0m	17.0m
10m	1.52 LUX	21.3m	21.2m	21.2m
12m	1.05 LUX	25.6m	25.4m	25.4m

Vert.Spread:93.7 Horiz.Spread:93.4

6000K

	Center Beam LUX		Beam Width	
	V	H	V	H
2m	44.52 LUX	3.9m	3.8m	
4m	11.13 LUX	7.8m	7.7m	7.7m
6m	4.95 LUX	11.7m	11.5m	11.5m
8m	2.78 LUX	15.6m	15.3m	15.3m
10m	1.78 LUX	19.5m	19.2m	19.2m
12m	1.24 LUX	23.4m	23.0m	23.0m

Vert.Spread:88.6 Horiz.Spread:87.6





ARED

Χωνευτό φωτιστικό
Recessed luminaire
Zapuštěné svítidlo
Осветително тяло за вграждане



ΛΕΥΚΟ ΣΤΡΟΓΓΥΛΟ / WHITE ROUND / BÍLÉ KULATÉ / БЯЛО КРЪГЛ

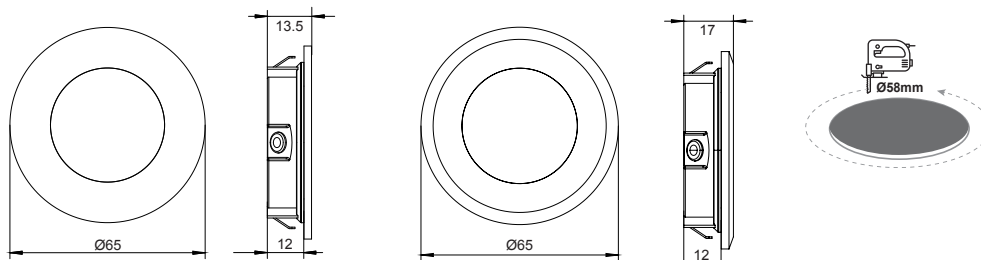
Icon	Icon	Icon	Icon	Icon	Icon	Icon	Icon	Icon
ARED230RW	230V AC	2W	3000K	155lm	100°	Ra80	1/200	30000hrs
ARED240RW			4000K	160lm				

ΝΙΚΕΛ ΜΑΤ ΣΤΡΟΓΓΥΛΟ / NICKEL MATTE ROUND / ΜΑΤ ΝΙΚΛ ΚΥΛΑΤÉ / ΝΙΚΕΛ ΜΑΤΙΡΑΝΑ ΚΡЪГЛ

Icon	Icon	Icon	Icon	Icon	Icon	Icon	Icon	Icon
ARED230NM	230V AC	2W	3000K	155lm	100°	Ra80	1/200	30000hrs
ARED240NM			4000K	160lm				
ARED260NM			6000K	170lm				

ARED230NM
ARED240NM
ARED260NM

ARED230RW
ARED240RW





FALCO

Χωνευτό κινητό φωτιστικό
 Recessed movable luminaire
 Zapuštěné kolejnicové svítidlo
 Осветително тяло за вграждане



ΛΕΥΚΟ ΣΤΡΟΓΓΥΛΟ / WHITE ROUND
BÍLÉ KULATÉ / БЯЛО КРЪГЛ

FALKO7R	230V AC	7W	3000K 4000K 6000K	580lm 630lm 580lm	40°	Ra80	1/30	30000hrs



ΛΕΥΚΟ ΤΕΤΡΑΓΩΝΟ / WHITE SQUARE
BÍLÉ ČTVERCOVÉ / БЯЛО КВАДРАТ

FALKO7S	230V AC	7W	3000K 4000K 6000K	580lm 630lm 580lm	40°	Ra80	1/30	30000hrs

i FALKO7R/S → PRE SETUP 3000K

FALKO RINGS PS

FALKORB	Στρόγγυλο μαύρο / Round black / Kulaté černé / Кръгла черен
FALKORBR	Στρόγγυλο ορειχαλκό / Round polished brass / Kulaté mosaz lesk / Кръгла полиран месинг
FALKOSNM	Τετράγωνο νίκελ ματ / Square nickel matt / Čtvercové mat nikel / Квадратна мат никел
FALKOSBR	Τετράγωνο ορειχαλκό / Square polished brass / Čtvercové mosaz lesk / Квадратна полиран месинг



FALKORB



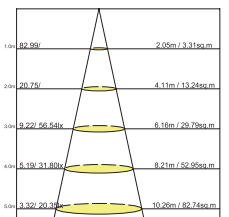
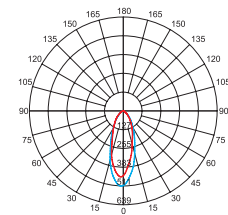
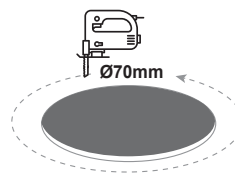
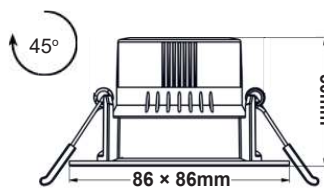
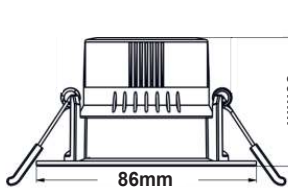
FALKORBR



FALKOSNM



FALKOSBR



OFF



3000K / 4000K / 6000K



ON

LINO



LINO

Χωνευτό κινητό φωτιστικό
 Recessed movable luminaire
 Zapuštěné kolejnicové svítidlo
 Осветително тяло за вграждане



ΛΕΥΚΟ / WHITE / BÍLÁ / БЯЛО

Model	Power	Beam Angle	Color Temp	Lumen	Beam Spread	Beam Spread	Beam Spread	Beam Spread
LINO3030	230V AC	30W	3000K	2400lm	60°	Ra80	1/12	30000hrs
LINO3040			4000K	2480lm				
LINO3060			6000K	2500lm				



Ra80
 ΛΕΥΚΟ / WHITE / BÍLÁ / БЯЛО

Model	Power	Beam Angle	Color Temp	Lumen	Beam Spread	Beam Spread	Beam Spread	Beam Spread
LINO1930W5	230V AC	19W	3000K	2380lm	60°	Ra80	1/12	50000hrs (L80 B10)
LINO1940W5			4000K	2500lm				
LINO1965W5			6500K	2380lm				
LINO2630W5		26W	3000K	3100lm				
LINO2640W5			4000K	3250lm				
LINO2665W5			6500K	3100lm				
LINO3430W5		34W	3000K	4000lm				
LINO3440W5			4000K	4200lm				
LINO3465W5			6500K	4000lm				

ΜΑΥΡΟ / BLACK / ČERNÁ / ЧЕРНО

Model	Power	Beam Angle	Color Temp	Lumen	Beam Spread	Beam Spread	Beam Spread	Beam Spread
LINO1930B5	230V AC	19W	3000K	2380lm	60°	Ra80	1/12	50000hrs (L80 B10)
LINO1940B5			4000K	2500lm				
LINO1965B5			6500K	2380lm				
LINO2630B5		26W	3000K	3100lm				
LINO2640B5			4000K	3250lm				
LINO2665B5			6500K	3100lm				
LINO3430B5		34W	3000K	4000lm				
LINO3440B5			4000K	4200lm				
LINO3465B5			6500K	4000lm				

LINO1930G5	230V AC	19W	3000K	2380lm	60°	Ra80	1/12	50000hrs (L80 B10)
LINO1940G5			4000K	2500lm				
LINO1965G5			6500K	2380lm				
LINO2630G5		26W	3000K	3100lm				
LINO2640G5			4000K	3250lm				
LINO2665G5			6500K	3100lm				
LINO3430G5		34W	3000K	4000lm				
LINO3440G5			4000K	4200lm				
LINO3465G5			6500K	4000lm				

3000K 4000K

DIMMABLE PUSH BUTTON
1-100%

Ra90
ЛЕЙКО / WHITE / БІЛА / БЯЛО

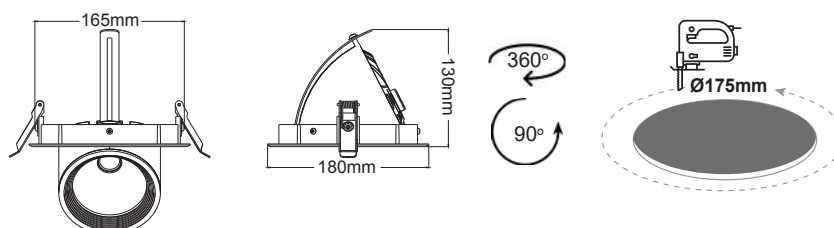
LINO1930W590	230V AC	19W	3000K	2070lm	60°	Ra90	1/12	50000hrs (L80 B10)
LINO1940W590			4000K	2180lm				
LINO2630W590		26W	3000K	2700lm				
LINO2640W590			4000K	2830lm				
LINO3430W590		34W	3000K	3480lm				
LINO3440W590			4000K	3650lm				

MAYPO / BLACK / ČERNÁ / ЧЕРНО

LINO1930B590	230V AC	19W	3000K	2070lm	60°	Ra90	1/12	50000hrs (L80 B10)
LINO1940B590			4000K	2180lm				
LINO2630B590		26W	3000K	2700lm				
LINO2640B590			4000K	2830lm				
LINO3430B590		34W	3000K	3480lm				
LINO3440B590			4000K	3650lm				

FKPI / GREY / ŠEDÁ / СИВ

LINO1930G590	230V AC	19W	3000K	2070lm	60°	Ra90	1/12	50000hrs (L80 B10)
LINO1940G590			4000K	2180lm				
LINO2630G590		26W	3000K	2700lm				
LINO2640G590			4000K	2830lm				
LINO3430G590		34W	3000K	3480lm				
LINO3440G590			4000K	3650lm				



PARO



PARO

ΧΩΝΕΥΤΟ ΦΩΤΙΣΤΙΚΟ
Recessed luminaire
Zapuštěné svítidlo
Осветително тяло за вграждане



ΛΕΥΚΟ ΣΤΡΟΓΓΥΛΟ / WHITE ROUND
БІЛІ КУЛАТІ / БЯЛО КРЪГЛ



Icon	Icon	Icon	Icon	Icon	Icon	Icon	Icon	Icon
PARO4040	230V AC	40W	4000K	3200lm	90°	Ra80	1/8	30000hrs
PARO4060			6000K	3300lm				



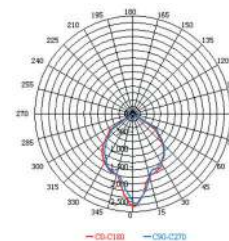
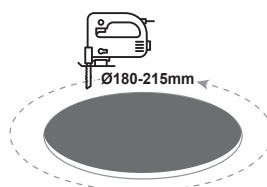
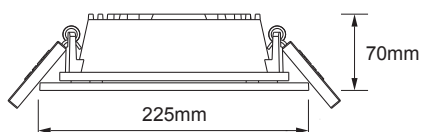
A↑G D 3000K
A↑G C 4000K
A↑G E 6500K
DIMMABLE PUSH BUTTON 1-100% DALI
5 TRIDONIC OSRAM
Ra80

Product	Power	Color Temp	Beam Angle	Light Output	Beam Spread	Beam Spread	Beam Spread	Beam Spread
PARO1930W5	19W	3000K	90°	2430lm	Ra80	1/8	50000hrs (L80 B10)	
PARO1940W5		4000K		2550lm				
PARO1965W5		6500K		2430lm				
PARO2630W5	26W	3000K	90°	3190lm	Ra80	1/8	50000hrs (L80 B10)	
PARO2640W5		4000K		3350lm				
PARO2665W5		6500K		3190lm				
PARO3430W5	34W	3000K	90°	4290lm	Ra80	1/8	50000hrs (L80 B10)	
PARO3440W5		4000K		4500lm				
PARO3465W5		6500K		4290lm				

A↑G E 3000K
A↑G D 4000K
DIMMABLE PUSH BUTTON 1-100% DALI
5 TRIDONIC
Ra90

Product	Power	Color Temp	Beam Angle	Light Output	Beam Spread	Beam Spread	Beam Spread	Beam Spread
PARO1930W590	19W	3000K	90°	2110lm	Ra90	1/8	50000hrs (L80 B10)	
PARO1940W590		4000K		2220lm				
PARO2630W590	26W	3000K	90°	2770lm	Ra90	1/8	50000hrs (L80 B10)	
PARO2640W590		4000K		2910lm				
PARO3430W590	34W	3000K	90°	3730lm	Ra90	1/8	50000hrs (L80 B10)	
PARO3440W590		4000K		3910lm				

19W | 26W | 34W | 40W





SMART CUTSIZE



i Μεταβαλλόμενη κοπή εγκατάστασης
Adjustable cutting
Nastavitelný řez
Регулируемо різане

FLEXI

Χωνευτό φωτιστικό
Recessed luminaire
Zapuštěné svítidlo
Осветително тяло за вграждане



A↑G F 9W

A↑G E 15W/19W

ΛΕΥΚΟ ΣΤΡΟΓΓΥΛΟ / WHITE ROUND
BÍLÉ KULATÉ / БЯЛО КРЪГЛ

Icon: Lock	Icon: Lightning	Icon: Plug	Icon: Sun	Icon: Lightbulb	Icon: Triangle	Icon: Wave	Icon: Box	Icon: Clock
FLEXI930RW	230V AC	9W	3000K	700lm	120°	Ra80	1/40	30000hrs
FLEXI940RW			4000K	710lm				
FLEXI960RW			6000K	720lm				
FLEXI11530RW		15W	3000K	1300lm			1/20	
FLEXI11540RW			4000K	1330lm				
FLEXI11560RW			6000K	1370lm				
FLEXI11930RW		19W	3000K	1480lm			1/20	
FLEXI11940RW			4000K	1500lm				
FLEXI11960RW			6000K	1520lm				



A↑G F 9W

A↑G E 15W/19W

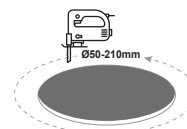
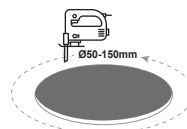
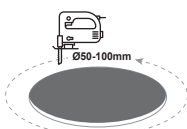
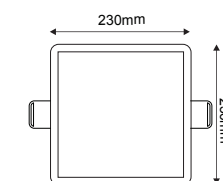
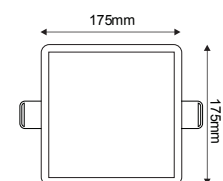
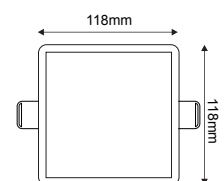
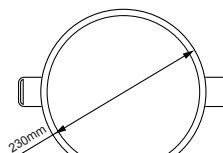
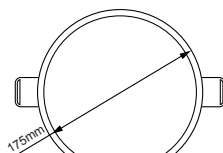
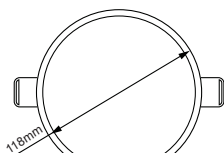
ΛΕΥΚΟ ΤΕΤΡΑΓΩΝΟ / WHITE SQUARE
BÍLÉ ČTVERCOVÉ / БЯЛО КВАДРАТ


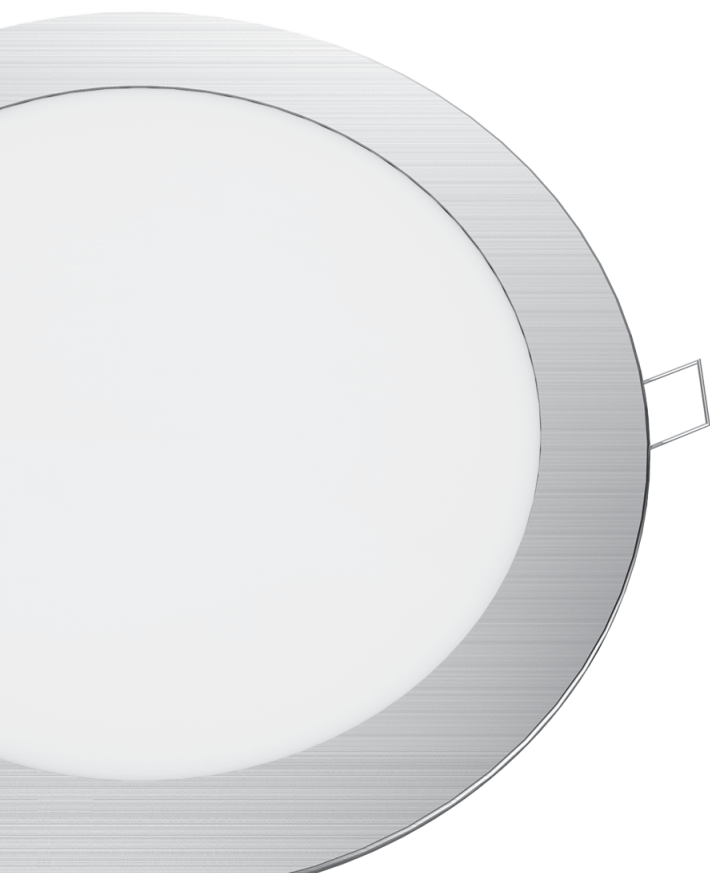
Icon: Lock	Icon: Lightning	Icon: Plug	Icon: Sun	Icon: Lightbulb	Icon: Triangle	Icon: Wave	Icon: Box	Icon: Clock
FLEXI930SW	230V AC	9W	3000K	700lm	120°	Ra80	1/40	30000hrs
FLEXI940SW			4000K	710lm				
FLEXI960SW			6000K	720lm				
FLEXI11530SW		15W	3000K	1300lm			1/20	
FLEXI11540SW			4000K	1330lm				
FLEXI11560SW			6000K	1370lm				
FLEXI11930SW		19W	3000K	1480lm			1/20	
FLEXI11940SW			4000K	1500lm				
FLEXI11960SW			6000K	1520lm				

9W

15W

19W





PLATO

Χωνευτό φωτιστικό

Recessed luminaire

Zapuštěné svítidlo

Осветително тяло за вграждане



6W



12W/18W/24W


ΛΕΥΚΟ ΣΤΡΟΓΓΥΛΟ / WHITE ROUND
BÍLÉ KULATÉ / БЯЛО КРЪГЛ

PLATO630RW	230V AC	6W	3000K	450lm	120°	Ra80	1/100	30000hrs
PLATO640RW			4000K	470lm				
PLATO665RW			6500K	500lm				
PLATO1230RW		12W	3000K	1040lm			1/40	
PLATO1240RW			4000K	1100lm				
PLATO1265RW			6500K	1140lm				
PLATO1830RW		18W	3000K	1650lm			1/20	
PLATO1840RW			4000K	1730lm				
PLATO1865RW			6500K	1750lm				
PLATO2430RW		24W	3000K	2200lm			1/20	
PLATO2440RW			4000K	2260lm				
PLATO2465RW			6500K	2300lm				



ΝΙΚΕΛ ΜΑΤ ΣΤΡΟΓΓΥΛΟ / NICKEL MATTE ROUND
ΜΑΤ ΝΙΚΛ ΚΥΛΑΤÉ / ΝΙΚΕΛ ΜΑΤΙΡΑΝΑ ΚΡΥΓΛ

PLATO1830RNM	230V AC	18W	3000K	1650lm	120°	Ra80	1/40	30000hrs
PLATO1840RNM			4000K	1730lm				
PLATO1865RNM			6500K	1750lm				



PLATO



6W



12W/18W/24W

ΛΕΥΚΟ ΤΕΤΡΑΓΩΝΟ / WHITE SQUARE
BÍLÉ ČTVERCOVÉ / БЯЛО КВАДРАТ

PLATO630SW	230V AC	6W	3000K	450lm	120°	Ra80	1/100	30000hrs
PLATO640SW			4000K	470lm				
PLATO1240SW		12W	4000K	1100lm			1/40	
PLATO1830SW		18W	3000K	1650lm				
PLATO1840SW			4000K	1730lm				
PLATO1865SW			6500K	1750lm				
PLATO2440SW		24W	4000K	2260lm			1/20	
PLATO2465SW			6500K	2300lm				



6W

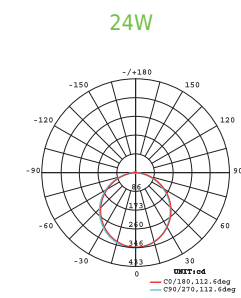
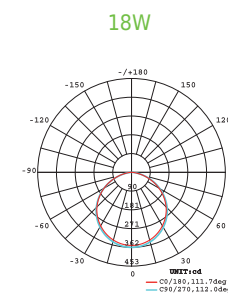
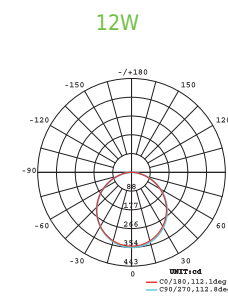
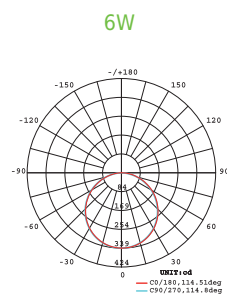
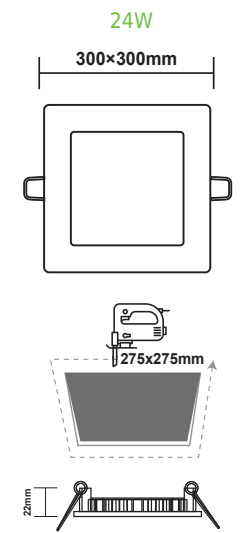
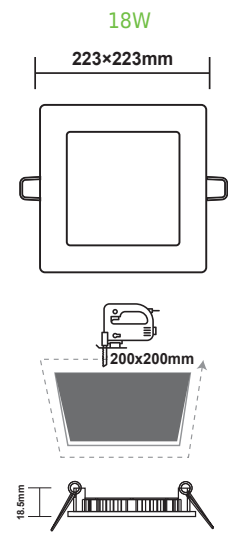
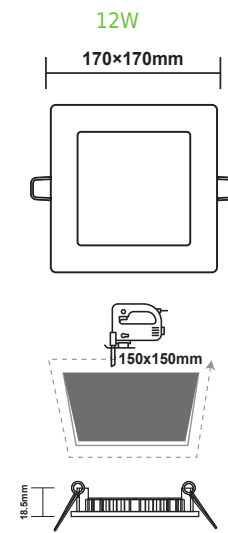
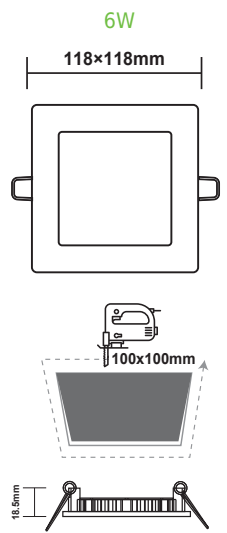
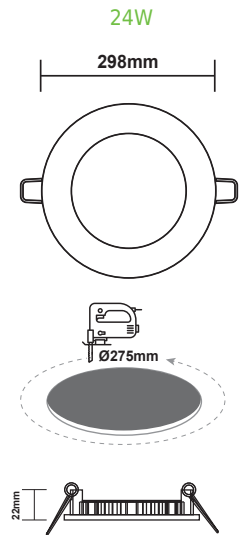
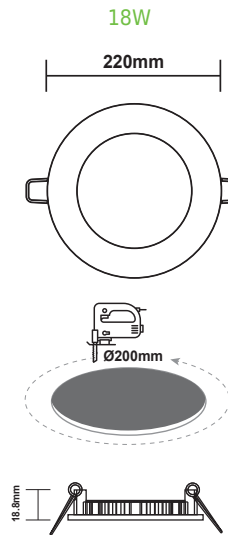
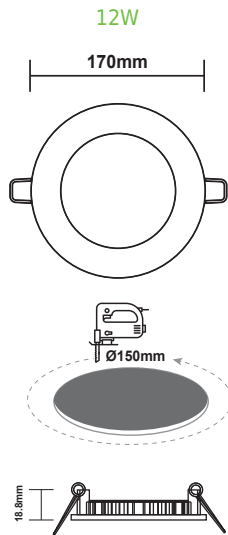
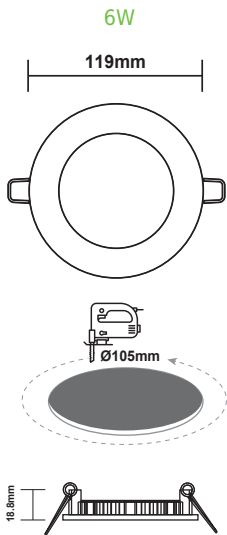


12W/18W

ΝΙΚΕΛ ΜΑΤ ΤΕΤΡΑΓΩΝΟ / NICKEL MATTE SQUARE
ΜΑΤ ΝΙΚΕΛ ČTVERCOVÉ / ΝΙΚΕΛ ΜΑΤΙΡΑΝΑ

PLATO630SNM	230V AC	6W	3000K	450lm	120°	Ra80	1/100	30000hrs
PLATO640SNM			4000K	470lm				
PLATO665SNM			6500K	500lm				
PLATO1240SNM		12W	4000K	1100lm			1/40	
PLATO1840SNM		18W	4000K	1730lm				





Height	Eavg,Emax	Diameter
1m	26.42, 46.82lx	311cm
2m	11.80, 46.82lx	622cm
3m	5.16, 18.14lx	933cm
4m	2.90, 10.20lx	1244cm
5m	1.88, 6.53lx	1554cm

Height	Eavg,Emax	Diameter
1m	119.80, 405.22lx	297cm
2m	29.90, 191.31lx	594cm
3m	13.29, 45.02lx	891cm
4m	7.47, 25.33lx	1188cm
5m	4.78, 16.21lx	1485cm

Height	Eavg,Emax	Diameter
1m	150.90, 640.63lx	298cm
2m	47.73, 160.16lx	596cm
3m	21.21, 71.18lx	894cm
4m	11.93, 40.04lx	1192cm
5m	7.84, 25.63lx	1490cm

Height	Eavg,Emax	Diameter
1m	208.28, 709.51lx	300cm
2m	52.07, 177.38lx	600cm
3m	23.14, 78.83lx	900cm
4m	13.02, 44.34lx	1200cm
5m	8.33, 28.38lx	1500cm



ARCA

Φωτιστικό οροφής

Ceiling luminaire

Stropní svítidlo

Осветително тяло за открит монтаж



6W

12W/18W/24W

 ΛΕΥΚΟ ΣΤΡΟΓΓΥΛΟ / WHITE ROUND
 БІЛÉ КУЛАТÉ / БЯЛО КРЪГЛ

ARCA630RW	230V AC	6W	3000K	450lm	120°	Ra80	1/100	30000hrs
ARCA640RW			4000K	470lm				
ARCA1230RW		12W	3000K	1040lm			1/40	
ARCA1240RW			4000K	1100lm				
ARCA1265RWN			6500K	1140lm				
ARCA1830RW		18W	3000K	1650lm			1/20	
ARCA1840RW			4000K	1730lm				
ARCA1865RW			6500K	1750lm				
ARCA2430RW		24W	3000K	2200lm			1/20	
ARCA2440RW			4000K	2260lm				
ARCA2465RW	6500K		2300lm					

LED PANELS



 ΝΙΚΕΛ ΜΑΤ ΣΤΡΟΓΓΥΛΟ / NICKEL MATTE ROUND
 ΜΑΤ ΝΙΚΛ ΚΥΛΑΤÉ / ΝΙΚΕΛ ΜΑΤΙΡΑΝΑ ΚΡЪГЛ

ARCA1830RNM	230V AC	18W	3000K	1650lm	120°	Ra80	1/40	30000hrs
ARCA1840RNM			4000K	1730lm				
ARCA1865RNM			6500K	1750lm				



ARCA



ΛΕΥΚΟ ΤΕΤΡΑΓΩΝΟ / WHITE SQUARE
BÍLÉ ČTVERCOVÉ / БЯЛО КВАДРАТ

ARCA1830SW	230V AC	18W	3000K	1650lm	120°	Ra80	1/40	30000hrs
ARCA1840SW			4000K	1730lm				
ARCA1865SW			6500K	1750lm				
ARCA2430SW		24W	3000K	2200lm			1/20	
ARCA2440SW			4000K	2260lm				
ARCA2465SW			6500K	2300lm				



NIKEA MAT ΤΕΤΡΑΓΩΝΟ / NICKEL MATTE SQUARE
MAT NIKL ČTVERCOVÉ / НИКЕЛ МАТИРАНА ΚΒΑΔΡΑΤ

ARCA2440SNM	230V AC	24W	4000K	2260lm	120°	Ra80	1/20	30000hrs

ΑΝΤΑΛΛΑΚΤΙΚΑ ΤΡΟΦΟΔΟΤΙΚΑ / SPARE DRIVERS / NÁHRADNÍ NAPÁJECÍ ZDROJE / РЕЗЕРВНИ ЗАХРАНВАЩИ ДРАЙВЕРИ

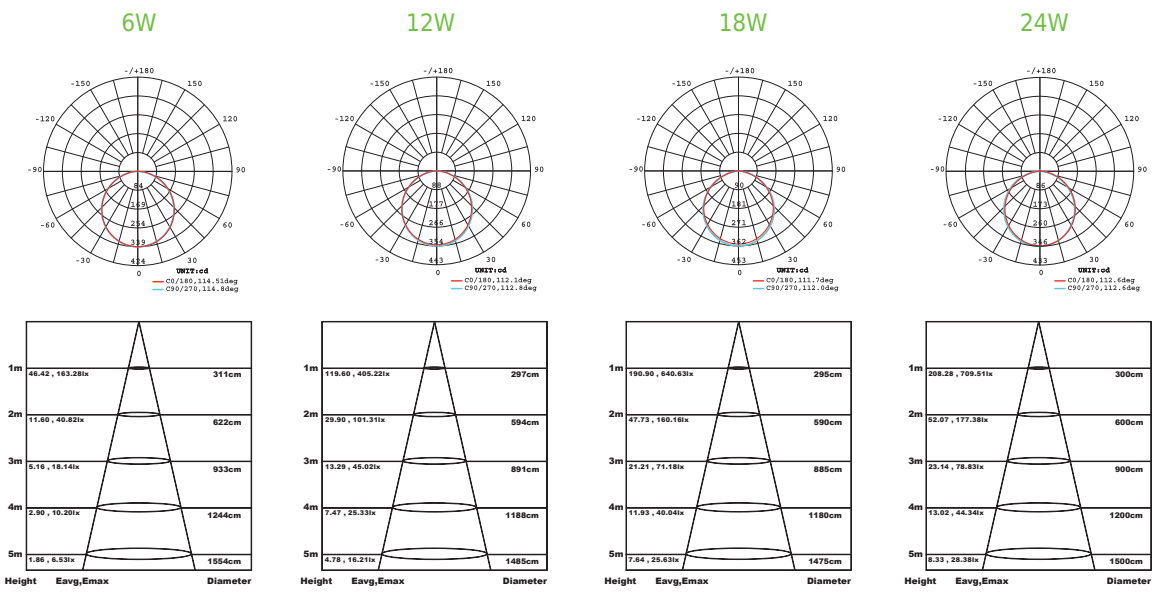
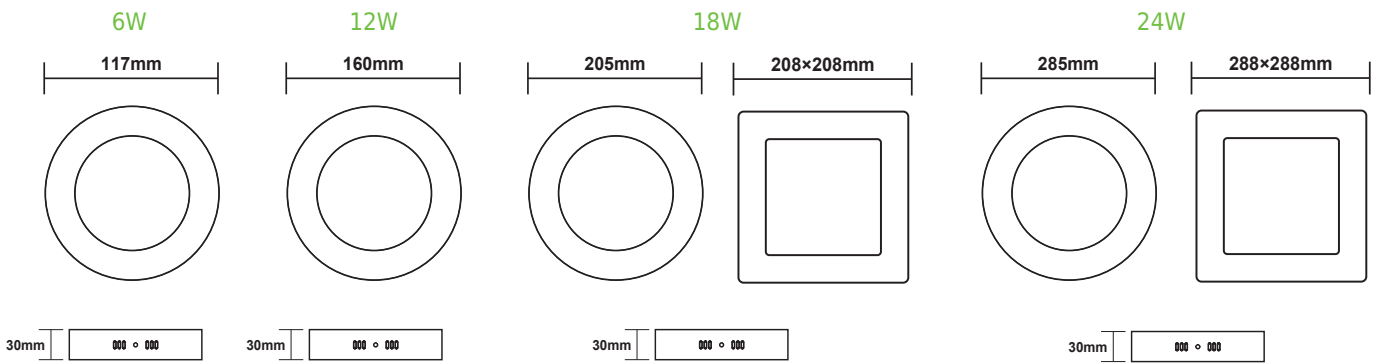
DRPLARC6	LED DRIVER 230V AC / 300mA 8-25V DC LED PANEL PLATO & ARCA 6W
DRPLARC12	LED DRIVER 230V AC / 300mA 22-42V DC LED PANEL PLATO & ARCA 12W
DRPLARC18	LED DRIVER 230V AC / 300mA 30-70V DC LED PANEL PLATO & ARCA 18W
DRPLARC24	LED DRIVER 230V AC / 300mA 45-84V DC LED PANEL PLATO & ARCA 24W



DIMMABLE DRIVERS

*DRTRDIM24W	LED TRIAC DIM DRIVER 230V AC / 300mA 57-82V DC LED PANEL PLATO & ARCA 24W

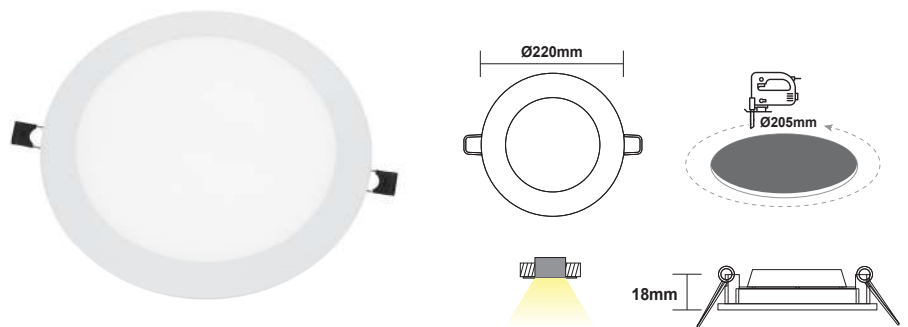
*Σταδιακή κατάργηση / Phase out / Postupné zrušení / Подлежат на постепенно отстраняване



KIRON

KIRON

Χωνευτό φωτιστικό
 Recessed luminaire
 Zapuštěné svítidlo
 Осветително тяло за вграждане



- ALU
- PS
- SMD LM80
- DRIVER OUT
- IP20
- 2
-

ΛΕΥΚΟ ΣΤΡΟΓΓΥΛΟ / WHITE ROUND
 BÍLÉ KULATÉ / БЯЛО КРЪГЛ

KIRON2240RW	230V AC	22W	4000K	2350lm	120°	Ra80	1/20	30000hrs
KIRON2265RW			6500K	2400lm				

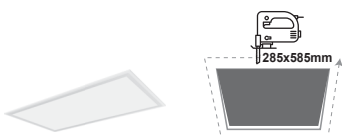


1-100% DIMMABLE PUSH BUTTON **DALI 2** **KGP**
Page 241



OTISN

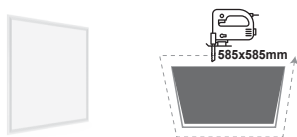
Backlit panel



295 × 595 × 32mm

ΛΕΥΚΟ ΠΑΡΑΛΛΗΛΟΓΡΑΜΜΟ / WHITE RECTANGLE
BÍLÁ OBDELNÍKOVÉ / БЯЛ ПРАВОЪГЪЛНИК

OTIS30603040N	⚡	☔	☀️	🌞	📐	📶	📦	🕒
OTIS30603065N	230V AC	30W	4000K	2850lm	120°	Ra80	1/8	30000hrs
			6500K	3000lm				



595 × 595 × 32mm
ΛΕΥΚΟ ΤΕΤΡΑΓΩΝΟ / WHITE SQUARE
BÍLÉ ČTVERCOVÉ / БЯЛО КВАДРАТ

OTIS60604030N	230V AC	40W	3000K	3920lm	120°	Ra80	2/6	30000hrs
OTIS60604040N			4000K	4000lm				
OTIS60604065N			6500K	4040lm				
OTIS60604840N		48W	4000K	4800lm				
OTIS60604865N			6500K	4850lm				



295 × 1195 × 32mm
ΛΕΥΚΟ ΠΑΡΑΛΛΗΛΟΓΡΑΜΜΟ / WHITE RECTANGLE
BÍLÁ OBDELNÍKOVÉ / БЯЛ ПРАВОЪГЪЛНИК

OTIS301204040N	230V AC	40W	4000K	4000lm	120°	Ra80	2/6	30000hrs
OTIS301204065N			6500K	4040lm				

KIT ΕΓΚΑΤΑΣΤΑΣΗΣ / INSTALLATION KITS
INSTALAČNÍ SADA / КОМПЛЕКТ ЗА ИНСТАЛАЦИЯ

SPRINGKITN	Χωνευτό / Recessed / Zaruštěné / Вдаден OTISN, ROVE, DEBA & TREGO LED PANEL
PENDKIT	Κρεμαστό / Pendant / Závěsné / Пендели OTISN, ROVE, DEBA, OXO & TREGO LED PANEL



SPRINGKITN



PENDKIT



ΠΛΑΙΣΙΑ ΟΡΟΦΗΣ / CEILING FRAMES / STROPNÍ RÁMY / ТАВАНИ РАМКИ
ΜΕ ΒΙΔΕΣ / WITH SCREWS / SE ŠROUBY / С ВИНТОВЕ

FR306065	(300×600×65mm) LED PANEL OTIS3060, DEBA3060 & TREGO3060
FR606065	(600×600×65mm) LED PANEL OTIS6060, PILO6060, ROVE6060, DEBA6060 & TREGO6060
FR3012065	(300×1200×65mm) LED PANEL OTIS30120, PILO30120, DEBA30120 & TREGO30120



FR3012065



FR306065

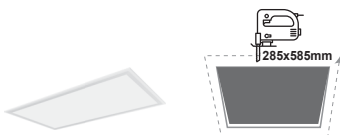


FR606065



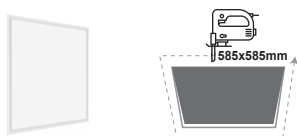
DEBA

Backlit panel



295 × 595 × 24mm
 ΛΕΥΚΟ ΠΑΡΑΛΛΗΛΟΓΡΑΜΜΟ / WHITE RECTANGLE
 BÍLÁ OBDELNÍKOVÉ / БЯЛ ПРАВОЪГЪЛНИК

DEBA30602040	230V AC	20W	4000K	2400lm	120°	Ra80	1/8	50000hrs
DEBA30602065			6500K					



595 × 595 × 24mm
ΛΕΥΚΟ ΤΕΤΡΑΓΩΝΟ / WHITE SQUARE
BÍLÉ ČTVERCOVÉ / БЯЛО КВАДРАТ

Icon: Lock	Icon: Lightning Bolt	Icon: Umbrella	Icon: Sun	Icon: Light Bulb	Icon: Angle	Icon: Wave	Icon: Box	Icon: Clock
DEBA60603030	230V AC	30W	3000K	3600lm	120°	Ra80	1/8	50000hrs
DEBA60603040			4000K					
DEBA60603065			6500K					



295 × 1195 × 24mm
ΛΕΥΚΟ ΠΑΡΑΛΛΗΛΟΓΡΑΜΜΟ / WHITE RECTANGLE
BÍLÁ OBDELNÍKOVÉ / БЯЛ ПРАВОЪГЪЛНИК

Icon: Lock	Icon: Lightning Bolt	Icon: Umbrella	Icon: Sun	Icon: Light Bulb	Icon: Angle	Icon: Wave	Icon: Box	Icon: Clock
DEBA301203030	230V AC	30W	3000K	3600lm	120°	Ra80	1/8	50000hrs
DEBA301203040			4000K					
DEBA301203065			6500K					

ΚΙΤ ΕΓΚΑΤΑΣΤΑΣΗΣ / INSTALLATION KITS
INSTALAČNÍ SADA / КОМПЛЕКТ ЗА ИНСТАЛАЦИЯ

Icon: Lock	Icon: Pencil
SPRINGKITN	Χωνευτό/ Recessed / Zapuštěné / Вдаден OTISN, ROVE, DEBA & TREGO LED PANEL
PENDKIT	Κρεμαστό / Pendant / Závěsné / Пендели OTISN, ROVE, DEBA, OXO & TREGO LED PANEL



SPRINGKITN



PENDKIT



ΠΛΑΙΣΙΑ ΟΡΟΦΗΣ / CEILING FRAMES / STROPNÍ RÁMY / ТАВАНИ РАМКИ
ΜΕ ΒΙΔΕΣ / WITH SCREWS / SE ŠROUBY / С ВИНТОВЕ

Icon: Lock	Icon: Pencil
FR306065	(300×600×65mm) LED PANEL OTIS3060, DEBA3060 & TREGO3060
FR606065	(600×600×65mm) LED PANEL OTIS6060, PILO6060, ROVE6060, DEBA6060 & TREGO6060
FR3012065	(300×1200×65mm) LED PANEL OTIS30120, PILO30120, DEBA30120 & TREGO30120



FR3012065



FR306065



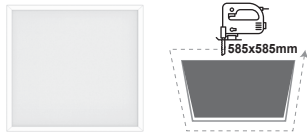
FR606065



- ALU
- PS
- SMD LM80
- DRIVER OUT
- IP20
- 3
- LED chip icons



OXO
Backlit panel



595 × 595 × 10mm
ΛΕΥΚΟ ΤΕΤΡΑΓΩΝΟ / WHITE SQUARE
BÍLÉ ČTVERCOVÉ / БЯЛО КВАДРАТ

OXO4830	230V AC	48W	3000K	3850lm	120°	Ra80	1/6	40000hrs
OXO4840			4000K	3900lm				
OXO4865			6500K	3940lm				

KIT ΕΓΚΑΤΑΣΤΑΣΗΣ / INSTALLATION KITS / INSTALAČNÍ SADA / КОМПЛЕКТ ЗА ИНСТАЛАЦИЯ

OXOPENG	Κρεμαστό / Pendant / Závěsné / Пендели OXO 48W
PENDKIT	Κρεμαστό / Pendant / Závěsné / Пендели OTISN, ROVE, DEBA, OXO & TREGO LED PANEL



ΠΛΑΙΣΙΑ ΟΡΟΦΗΣ / CEILING FRAMES / STROPNÍ RÁMY / ТАΒΑНИ ΡΑΜΚИ
ΜΕ ΒΙΔΕΣ / WITH SCREWS / SE ŠROUBY / С ВИНТОВЕ

FR606065	(600×600×65mm) LED PANEL OTIS6060, PILO6060, ROVE6060, DEBA6060 & TREGO6060



OXOPENG / PENDKIT



FR606065

UGR Value	Application
16	Boardroom & Meeting Rooms
19	Offices & Commercial
22	Industrial Work (Fine)
25	Industrial Work (High)
28	Circulation areas and corridors
More than 28	Deemed as harsh lighting (not acceptable)



ALU



PS + PMMA



SMD LM80



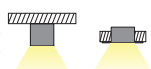
DRIVER OUT



IP44




5



1-100% DIMMABLE



Page 241

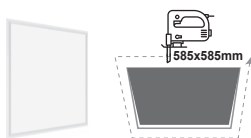


UGR<19

ROVE

Backlit Panel

PHILIPS
DRIVER



595 × 595 × 32mm
 ΛΕΥΚΟ ΤΕΤΡΑΓΩΝΟ / WHITE SQUARE
 BÍLÉ ČTVERCOVÉ / БЯЛО КВАДРАТ

ROVE60603640	230V AC	36W	4000K	4200lm	90°	Ra80	1/5	50000hrs

KIT ΕΓΚΑΤΑΣΤΑΣΗΣ / INSTALLATION KITS
 INSTALAČNÍ SADA / КОМПЛЕКТ ЗА ИНСТАЛАЦИЯ

SPRINGKITN	Χωνευτό / Recessed / Zapuštěné / Вдаден OTISN, ROVE, DEBA & TREGO LED PANEL
PENDKIT	Κρεμαστό / Pendant / Závěsné / Пендели OTISN, ROVE, DEBA & TREGO LED PANEL



SPRINGKITN




PENDKIT



ΠΛΑΙΣΙΑ ΟΡΟΦΗΣ / CEILING FRAMES / STROPNÍ RÁMY / ΤΑΒΑΝΙ ΡΑΜΚΙ
 ΜΕ ΒΙΔΕΣ / WITH SCREWS / SE ŠROUBY / С ВИНТОВЕ

FR606065	(600×600×65mm) LED PANEL OTIS6060, PILO6060, ROVE6060, DEBA6060 & TREGO6060



FR606065



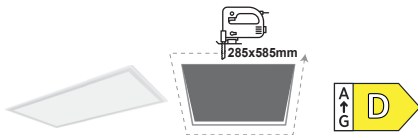


ALU PS SMD LM80 DRIVER OUT IP40 5 1-100% DALI KGP
 DIMMABLE PUSH BUTTON Page 241



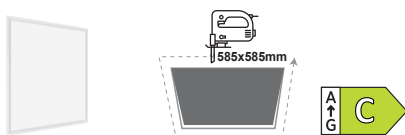
TREGO

Backlit panel



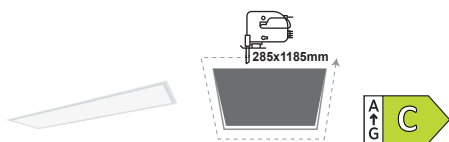
295 × 595 × 33mm
 ΛΕΥΚΟ ΠΑΡΑΛΛΗΛΟΓΡΑΜΜΟ / WHITE RECTANGLE
 BÍLÁ OBDELNÍKOVÉ / БЯЛ ПРАВОЪГЪЛНИК

TREGO30601540	230V AC	15W	4000K	1950lm	90°	Ra80	1/8	50000hrs



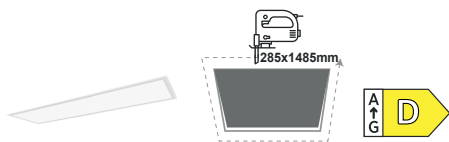
595 × 595 × 33mm
 ΛΕΥΚΟ ΤΕΤΡΑΓΩΝΟ / WHITE SQUARE
 BÍLÉ ČTVERCOVÉ / БЯЛО КВАДРАТ

TREGO60602540	230V AC	25W	4000K	3600lm	90°	Ra80	1/8	50000hrs



295 x 1195 x 33mm
ΛΕΥΚΟ ΠΑΡΑΛΛΗΛΟΓΡΑΜΜΟ / WHITE RECTANGLE
BÍLÁ OBDELNÍKOVÉ / БЯЛ ПРАВОЪГЪЛНИК

TREGO301202540	230V AC	25W	4000K	3600lm	90°	Ra80	1/8	50000hrs



295 x 1495 x 33mm
ΛΕΥΚΟ ΠΑΡΑΛΛΗΛΟΓΡΑΜΜΟ / WHITE RECTANGLE
BÍLÁ OBDELNÍKOVÉ / БЯЛ ПРАВОЪГЪЛНИК

TREGO301504040	230V AC	40W	4000K	5200lm	90°	Ra80	1/8	50000hrs

KIT ΕΓΚΑΤΑΣΤΑΣΗΣ / INSTALLATION KITS / INSTALAČNÍ SADA / КОМПЛЕКТ ЗА ИНСТАЛАЦИЯ

SPRINGKITN	Χωνευτό / Recessed / Zapuštěné / Вдаден OTISN, ROVE, DEBA & TREGO LED PANEL
PENDKIT	Κρεμαστό / Pendant / Závěsné / Пендели OTISN, ROVE, DEBA & TREGO LED PANEL

ALU

ΠΛΑΙΣΙΑ ΟΡΟΦΗΣ / CEILING FRAMES / STROPNÍ RÁMY / ТАВАНИ РАМКИ
ΜΕ ΒΙΔΕΣ / WITH SCREWS / SE ŠROUBY / С ВИНТОВЕ

FR306065	(300×600×65mm) LED PANEL OTIS3060, DEBA3060 & TREGO3060
FR606065	(600×600×65mm) LED PANEL OTIS6060, PILO6060, ROVE6060, DEBA6060 & TREGO6060
FR3012065	(300×1200×65mm) LED PANEL OTIS30120, PILO30120, DEBA30120 & TREGO30120
FR3015068	(300×1500×68mm) LED PANEL TREGO30150



FR306065



FR606065



FR3012065



FR3015068



CC44W300-1050	230V AC	max. 44W	LED COMPACT CC DRIVER DIP SWITCH 300-1050mA Output Voltage Range: 9-45VDC 300-900mA / 9-42VDC 950-1050mA

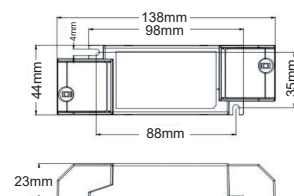
Συμβατότητα / Compatibility
Kompatibilita / Съвместимост

ΦΩΤΙΣΤΙΚΟ / LUMINAIRE SVÍTIDLO / ОСВЕТИТЕЛ	DIMMABLE DRIVER CC44W300-1050
ROVE 36W	
TREGO 15W / 25W / 40W	
DEBA 20W / 30W	
OTIS 30W / 40W	

KGP



1-100% DIMMABLE PUSH BUTTON





ABS



PS



SMD LM80

DRIVER IN

BATTERY IN



ΦΩΤΙΣΤΙΚΟ LUMINAIRE SVÍTIDLO ОСВЕТИТЕЛЬ



ΜΠΑΤΑΡΙΑ BATTERY BATERIE БАТЕРИЯ



5%



HAPES

Φωτιστικό ασφαλείας - εφεδρικού
Emergency luminaire
Nouzové osvětlení
Аварийно осветление



1.5 ΩΡΕΣ ΑΥΤΟΝΟΜΙΑ
HOURS AUTONOMY
HODINY AUTONOMIE
ЧАСИ АВТОНОМІЯ

3.6V / 0.3Ah Ni-Cd

12m

IP20

HAPES260	230V AC	2W	6000K	100lm	120°	Ra80	1/50	30000hrs



3 ΩΡΕΣ ΑΥΤΟΝΟΜΙΑ
HOURS AUTONOMY
HODINY AUTONOMIE
ЧАСИ АВТОНОМІЯ

3.6V / 0.6Ah Ni-Cd

12m

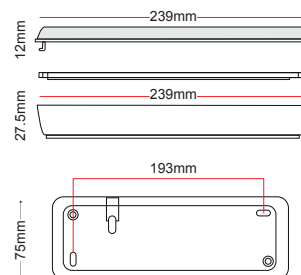
IP20

*HAPES263	230V AC	2W	6000K	100lm	120°	Ra80	1/50	30000hrs

*Κουμπί δοκιμής / Test Button / Zkušební tlačítko / Тест бутон



- Μη συνεχούς λειτουργίας / Non-maintained function / Stále svítící při výpadku / Неподдържана функция
- Κόκκινη ενδεικτική λυχνία φόρτισης / Red charge indicator light / Červená kontrolka nabíjení / Червен индикатор за зареждане
- Πράσινη ενδεικτική λυχνία λειτουργίας / Green function indicator light / Zelená kontrolka funkce / Зелен индикатор за функцията



3 ΩΡΕΣ ΑΥΤΟΝΟΜΙΑ
HOURS AUTONOMY
HODINY AUTONOMIE
ЧАСИ АВТОНОМІЯ

3.6V / 1.8Ah Ni-Cd

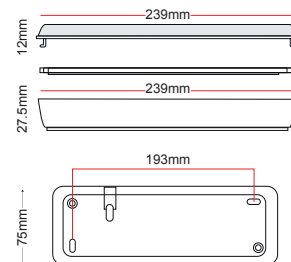
15m

IP20

HAPES463M	230V AC	4W	6000K	200lm	120°	Ra80	1/50	30000hrs







- Συνεχούς και μη συνεχούς λειτουργίας / Maintained and non-maintained function / Stále svítící a svítící při výpadku / Поддържана и неподдържана функция
- Κόκκινη ενδεικτική λυχνία φόρτισης / Red charging indicator light / Červená kontrolka nabíjení / Червен индикатор за зареждане
- Πράσινη ενδεικτική λυχνία λειτουργίας / Green function indicator light / Zelená kontrolka funkce / Зелен индикатор за функцията
- Κουμπί δοκιμής / Test Button / Zkušební tlačítko / Тест бутон



HAPES

KIT ΕΓΚΑΤΑΣΤΑΣΗΣ / INSTALLATION KITS
 INSTALAČNÍ SADA / КОМПЛЕКТ ЗА ИНСТАЛАЦИЯ

	
HAPCEIL	Χωνευτό ψευδοροφής / False ceiling mounting / Montáž do falešného stropu / Монтаж на окачен таван  HAPES260, HAPES263 & HAPES463M
HAPWALL + HAPCEIL	Χωνευτό τοίχου / For wall recessed / Montáž do stěny / Монтаж на стена  HAPES260, HAPES263 & HAPES463M



HAPCEIL





HAPWALL



HAPCEIL

ΑΥΤΟΚΟΛΛΗΤΑ / STICKERS / SAMOLEPKY / СТИКЕРИ 60x200mm

	
HAP1	Βέλος επάνω / Arrow up / Šipka nahoru / Стрелка нагоре
HAP2	Βέλος κάτω / Arrow down / Šipka dolů / Стрелка надолу
HAP3	Βέλος δεξιά / Arrow right / Šipka vpravo / Стрелка надясно
HAP4	Βέλος αριστερά / Arrow left / Šipka vlevo / Стрелка наляво
HAP5	Εξόδου / Exit / Výstupní / Излизане
HAP6	Εξόδου (Ελληνικά) / Exit (Greek) / Výstupní (Řecký) / Излизане (Гръцки)



HAP1



HAP2



HAP3



HAP4



HAP5



HAP6

MAZOR

Φωτιστικό ασφαλείας - εφεδρικού
Emergency luminaire
Nouzové osvětlení
Аварийно осветление



PC
 PC
 SMD LM80
 DRIVER IN
 BATTERY IN
 IP65
 2 ΦΩΤΙΣΤΙΚΟ LUMINAIRE SVĚTIDLO ОСВЕТИТЕЛ
 1 ΜΠΑΤΑΡΙΑ BATTERY БАТЕРИЯ
 5%



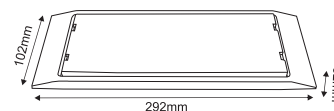
3 ΩΡΕΣ ΑΥΤΟΝΟΜΙΑ
HOURS AUTONOMY
HODINY AUTONOMIE
ЧАСИ АВТОНОМІЯ

7.4V / 1.8Ah Li-ion

15m

MAZOR440	230V AC	4W	4000K	400lm	120°	Ra80	1/20	30000hrs
*MAZOR440T								

- i**
- Συνεχούς και μη συνεχούς λειτουργίας / Maintained and non-maintained function
Stále svítící a svítící při výpadku / Поддържана и неподдържана функция
 - Πράσινη ενδεικτική λυχνία φόρτισης / Green charging indicator light /
Zelená kontrolka nabíjení / Зелен индикатор за зареждане
 - Κόκκινη ενδεικτική λυχνία βλάβης / Red failure indicator light /
Červená signalizační kontrolka závad / Червен индикатор за повреда
 - *Κουμπί δοκιμής / Test Button / Zkušební tlačítko / Тест бутон (MAZOR440T)
 - Συμπεριλαμβάνονται ελατήρια χωνευτής εγκατάστασης / Springs for recessed installation are included
Včetně instalačních pružin / Включени пружини за вградена инсталация



KIT ΕΓΚΑΤΑΣΤΑΣΗΣ / INSTALLATION KITS
INSTALAČNÍ SADA / КОМПЛЕКТ ЗА ИНСТАЛАЦИЯ

MAZORWALL	Χωνευτό τοίχου / For wall recessed / Nástěnná zapuštěná Монтаж на стена MAZOR440 & MAZOR440T



MAZORWALL

4 Διαφορετικοί τρόποι εγκατάστασης / Different installation ways
Různé způsoby instalace / Различни начини за инсталиране





ΜΥΑ

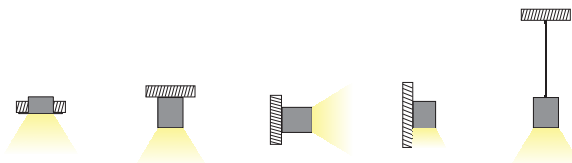
Φωτιστικό ασφαλείας - εφεδρικού
Emergency luminaire
Nouzové osvětlení
Аварийно осветление

PC
 PS
 SMD LM80
 DRIVER IN
 BATTERY IN
 IP20
 2
 1

ΦΩΤΙΣΤΙΚΟ LUMINAIRE SVÍTIDLO ОСВЕТИТЕЛ
 ΜΠΑΤΑΡΙΑ BATTERY BATERIE БАТЕРИЯ

- i**
- Συνεχούς και μη συνεχούς λειτουργίας / Maintained and non-maintained function / Stále svítící a svítící při výradku / Поддържана и неподдържана функция
 - Πράσινη ενδεικτική λυχνία λειτουργίας / Green function indicator light / Zelená kontrolka funkce / Зелен индикатор за функцията
 - Κουμπί δοκιμής / Test button / Zkušební tlačítko / Тест бутон

5 Διαφορετικοί τρόποι εγκατάστασης / Different installation ways
Různé způsoby instalace / Различни начини за инсталиране



x2 Συμπεριλαμβάνονται / Included
Zahrnuty / Включени



3 ΩΡΕΣ ΑΥΤΟΝΟΜΙΑ
HOURS AUTONOMY
HODINY AUTONOMIE
ЧАСИ АВТОНОМІЯ



3.2V / 0.6Ah LiFePO4



26m

MYA260	230V AC	2W	6000K	60lm	Ra80	1/36	30000hrs

ΚΙΤ ΕΓΚΑΤΑΣΤΑΣΗΣ / INSTALLATION KIT / INSTALACIŇNÍ SADA / КОМПЛЕКТ ЗА ИНСТАЛАЦИЯ

MYAR	Χωνευτό / Recessed / Zaruřtěné / Вдаден	1/24
MYAS	Κρεμαστό / Pendant / Závěsné / Пендели	1/100



MYAR



MYAS

ΜΥΑ ΕΞΑΡΤΗΜΑΤΑ / ACCESSORIES / PŘÍSLUŠENSTVÍ / АКЦЕСΟΑΡΙΑ

MYAU	Βέλος επάνω / Arrow up / Šipka nahoru / Стрелка нагоре	1/100
MYAD	Βέλος κάτω / Arrow down / Šipka dolů / Стрелка надолу	
MYARL	Βέλος δεξιά-αριστερά / Arrow right -left Šipka vpravo-vlevo / Стрелка надясно-наляво	
*MYAEX	Εξόδου / Exit / Výstupní / Излизане	



MYAU



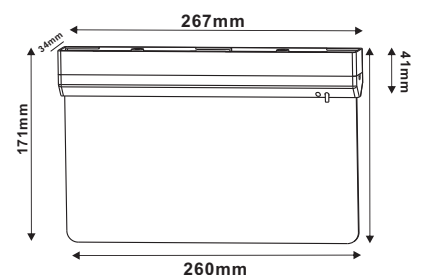
MYAD



MYARL



MYAEX



*Υπό κατάργηση / Under abolition / Postupně zrušení / Подлежат на постепенно отстраняване

AUGE



AUGE

Φωτιστικό ασφαλείας - εφεδρικού
Emergency luminaire
Nouzové osvětlení
Аварийно осветление

PC PC SMD LM80 DRIVER IN BATTERY IN IP20 2 1

ΦΩΤΙΣΤΙΚΟ
LUMINAIRE
SVÍTIDLO
ОСВЕТИТЕЛ

ΜΠΑΤΑΡΙΑ
BATTERY
BATERIE
БАТЕРИЯ

3 ΩΡΕΣ ΑΥΤΟΝΟΜΙΑ
HOURS AUTONOMY
HODINY AUTONOMIE
ЧАСИ АВТОНОМІЯ

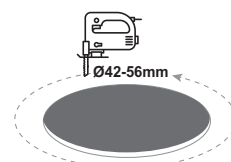
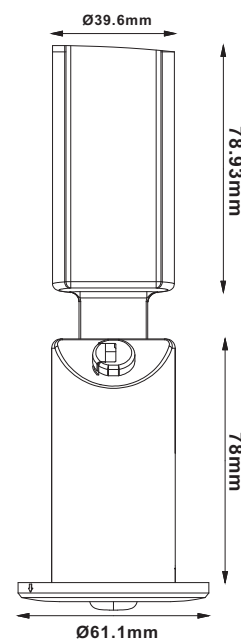
3.2V / 1.5Ah LiFePO4

AUGE160	230V AC	1W	6000K	135lm	178°	Ra80	1/40	30000hrs

- Μη συνεχούς λειτουργίας / Non-maintained function / Stale svítící při výpadku / Неподдържана функция
- Πράσινη ενδεικτική λυχνία λειτουργίας / Green function indicator light / Zelená kontrolka funkce / Зелен индикатор за функцията
- Επιπλέον φακός διαδρόμου / Extra corridor lens / Čočka koridoru navíc / Обектив с допълнителен коридор
- Κουμπί δοκιμής / Test Button / Zkušební tlačítko / Тест бутон



Συμπεριλαμβάνεται / Included / Zahrnuto / Включени





ERGE

ΚΙΤ ασφαλείας - εφεδρικού
Emergency KIT
Nouzové KIT
Аварийно KIT



Converter: 206x40x29mm
Battery: 250x26x27mm



1.5 ΩΡΕΣ ΑΥΤΟΝΟΜΙΑ
HOURS AUTONOMY
HODINY AUTONOMIE
ЧАСИ АВТОНОМІЯ

6V / 1.5Ah Ni-Cd

ERGE108090	LED emergency kit 90min converter 10-80V → Max.6W	1/16



3 ΩΡΕΣ ΑΥΤΟΝΟΜΙΑ
HOURS AUTONOMY
HODINY AUTONOMIE
ЧАСИ АВТОНОМІЯ

Converter: 206x40x29mm
Battery: 275x29x30mm

6V / 3Ah Ni-Cd

ERGE1080180	LED emergency kit 180min converter 10-80V → Max.6W	1/16



- Συνεχούς και μη συνεχούς λειτουργίας / Maintained and non-maintained function / Stále svítící a svítící při výpadku / Поддържана и неподдържана функция
- Κόκκινη ενδεικτική λυχνία φόρτισης / Red charge indicator light / Červená kontrolka nabíjení / Червен индикатор за зареждане
- Πράσινη ενδεικτική λυχνία λειτουργίας / Green function indicator light / Zelená kontrolka funkce / Зелен индикатор за функцията
- Κίτρινη ενδεικτική λυχνία βλάβης / Yellow failure indicator light / Žlutá signalizační kontrolka závad / Жълт индикатор за повреда
- Κουμπί δοκιμής / Test Button / Zkušební tlačítko / Тест бутон



1.5-3 ΩΡΕΣ ΑΥΤΟΝΟΜΙΑ
HOURS AUTONOMY
HODINY AUTONOMIE
ЧАСИ АВТОНОМІЯ


Converter: 250x60x32mm
 6.4V / 1.5Ah LiFePO4

ERGE50160	LED emergency kit 90-180min converter 50-160V → Max.5W	1/25



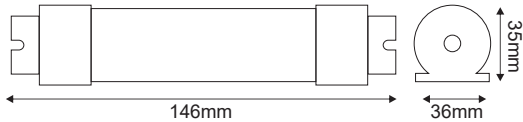
- Συνεχούς και μη συνεχούς λειτουργίας / Maintained and non-maintained function / Stále svítící a svítící při výpadku / Поддържана и неподдържана функция
- Πράσινη ενδεικτική λυχνία λειτουργίας με χωνευτή βάση / Green function indicator light with recessed base / Zelený indikátor se zaruštěnou základnou / Зелен индикатор с вградена основа
- Κουμπί δοκιμής / Test Button / Zkušební tlačítko / Тест бутон

TRIDONIC EMERGENCY KITS



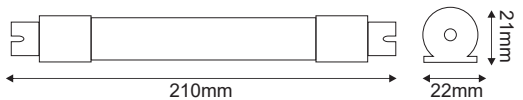
IP20 **5**

89800558	EM CONVERTER LED BASIC cells2 NiCd/NiMH 60/180min 10-54V 100.000hrs nominal life



2.4V • 4.5Ah Ni-Cd **1**

89800092	Accus BATTERY cells2



2.4V • 4Ah NiMH **1**

28002316	Accus BATTERY cells2



89800270	Πράσινη ενδεικτική λυχνία λειτουργίας με καλώδιο 300mm Green function indicator light with 300mm cable

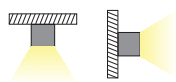


89899956	Κουμπί δοκιμής με καλώδιο 500mm Test Button with 500mm cable



Συμβατότητα / Compatibility / Kompatibilita / Съвместимост

ΦΩΤΙΣΤΙΚΟ / LUMINAIRE SVÍTIDLO / ОСБЕТИТЕЛ	ERGE108090	ERGE1080180	ERGE50160	TRIDONIC
OTIS	30W-40W-48W	30W-40W-48W	X	30W-40W-48W
DEBA	20W-30W	20W-30W	X	20W-30W
TREGO	15W-25W-40W	15W-25W-40W	X	15W-25W-40W
PLATO/ARCA	6W-8W-12W-18W-24W	6W-8W-12W-18W-24W	18W-24W	6W-8W-12W
PARO	X	X	40W-50W	X
LINO	20W-30W	20W-30W	X	20W-30W



TETE

Γραμμικό στεγανό φωτιστικό
 Linear waterproof luminaire
 Lineární vodotěsné osvětlení
 Линейно водоустойчиво освещение





ΛΕΥΚΟ / WHITE
BÍLÁ / БЯЛО


NOMINAL SERIES

Icon: Padlock	Icon: Lightning Bolt	Icon: Umbrella	Icon: Sun	Icon: Light Bulb	Icon: Mountain	Icon: Wave	Icon: Box	Icon: Clock	
TETE1830	230V AC	18W	3000K	1700lm	120°	Ra80	1/20	30000hrs	
TETE1840			4000K	1800lm					
TETE1860/65			6000K/ 6500K						
TETE3630			36W	3000K					3400lm
TETE3640		4000K		3600lm					
TETE3660/65		6000K/ 6500K							
TETE4530		45W	45W	3000K					4200lm
TETE4540				4000K					4500lm
TETE4560/65	6000K/ 6500K								



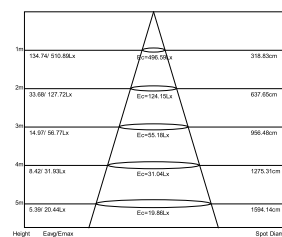
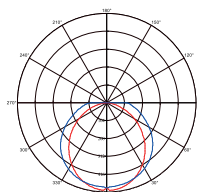
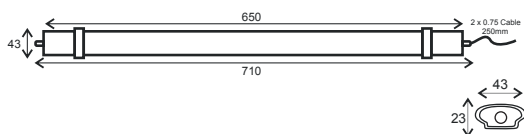
Συμπεριλαμβάνονται / Included
Zahrnuto / Включени

i

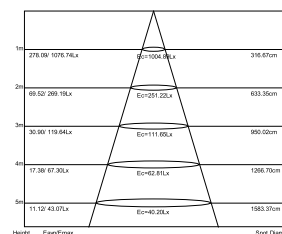
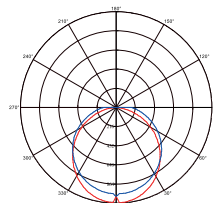
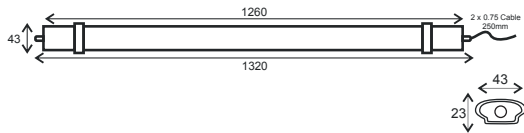


max. 450W

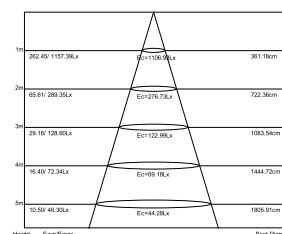
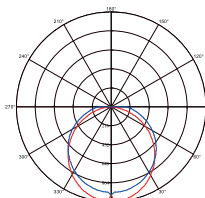
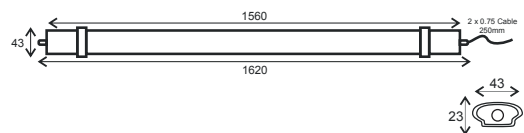
18W



36W



45W





ΛΕΥΚΟ / WHITE
BÍLÁ / БЯЛО

HIGH OUTPUT SERIES

TETE3040	230V AC	30W	4000K	2750lm	120°	Ra80	1/10	30000hrs
TETE3060/65			6000K/ 6500K					
TETE6040		60W	4000K	5800lm				
TETE6060/65			6000K/ 6500K					
TETE7040		70W	4000K	7000lm				
TETE7060/65			6000K/ 6500K					



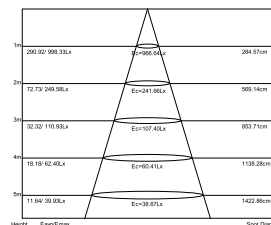
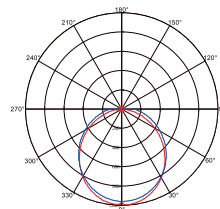
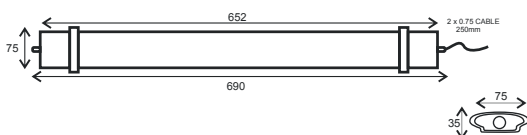
Συμπεριλαμβάνονται / Included
Zahnuto / Включени

i

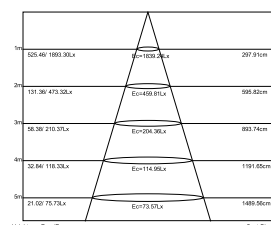
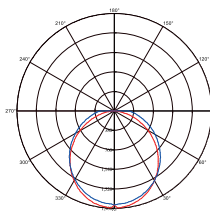
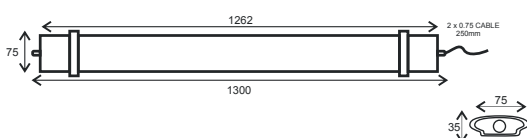


max. 1000W

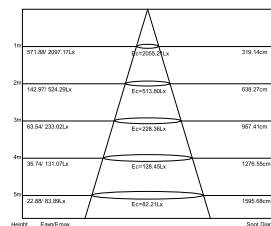
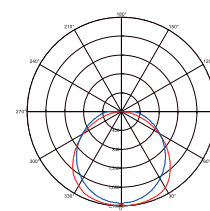
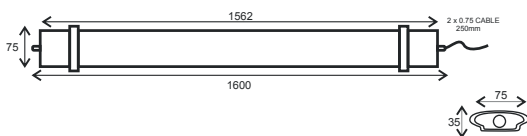
30W



60W



70W

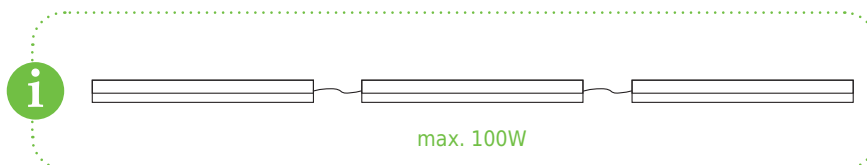




PHILO

Γραμμικό φωτιστικό
Linear luminaire
Lineární osvětlení
Линейно осветление

Icon: Lock	Icon: Lightning	Icon: Gauge	Icon: Sun	Icon: Lightbulb	Icon: Triangle	Icon: Wave	Icon: Box	Icon: Clock
PHILO5WW	230V AC	5W	3000K	430lm	180°	Ra80	1/25	30000hrs
PHILO5NW			4000K	440lm				
PHILO5CW			6000K	460lm				
PHILO8WW		8W	3000K	800lm				
PHILO8NW			4000K	820lm				
PHILO8CW			6000K	850lm				
PHILO13WW		13W	3000K	1400lm				
PHILO13NW			4000K	1410lm				
PHILO13CW			6000K	1420lm				
PHILO17WW		17W	3000K	1810lm				
PHILO17NW			4000K	1840lm				
PHILO17CW			6000K	1860lm				



Συμπεριλαμβάνονται / Included
Zahrnuto / Включени

PHILO ΕΞΑΡΤΗΜΑΤΑ / ACCESSORIES / PŘÍSLUŠENSTVÍ / АКЦЕСОАРИ

Icon: Lock	Icon: Pencil
PHILOCABLE	Καλώδιο τροφοδοσίας 1200mm με φως / Plug wire supply 1200mm Napájecí kabel 1200mm se zástrčkou / Захранващ кабел 1200mm с щепсел
PHILOMIDCABLE	Ενδιάμεσος σύνδεσμος 220mm / Middle connector 220mm Středový konektor 220mm / Среден конектор 220mm
PHILOMID	Ενδιάμεσος σύνδεσμος / Middle connector Středový konektor / Среден конектор



PHILOCABLE


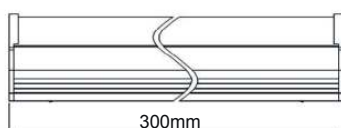


PHILOMIDCABLE


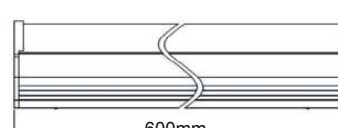


PHILOMID

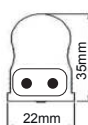
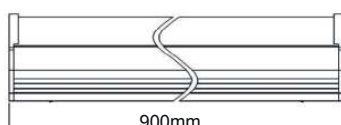
5W




8W



13W



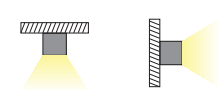
17W





- PC
- PC
- SMD LM80
- DRIVER IN
- IK09
- IP66
- 5
- 20~+40 °C
- TRIDONIC**

(EM)	(DIM)	(FR)	(MW)
3hrs	1-100%	-40°~+40° C	
EMERGENCY KIT	DIMMABLE PUSH BUTTON	COOL FUNCTION	MICROWAVE



RAVI

Γραμμικό στεγανό φωτιστικό
 Linear waterproof luminaire
 Lineární vodotěsné osvětlení
 Линейно водоустойчиво освещение

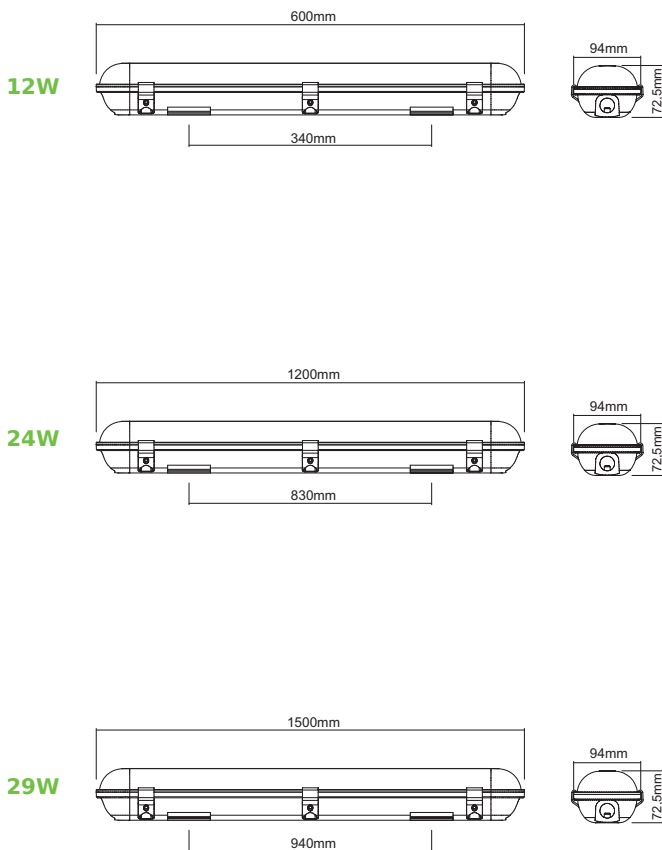


ECONOMY SERIES
ΛΕΥΚΟ - ΓΚΡΙ / WHITE - GREY / BÍLÁ - ŠEDÁ / БЯЛО - СИВ

RAVI1230EC	230V AC	12W	3000K	1680lm	120°	Ra80	1/8	50000hrs (L70 F10)
RAVI1240EC			4000K	1810lm				
RAVI1265EC			6500K					
RAVI2430EC		24W	3000K	3360lm				
RAVI2440EC			4000K	3620lm				
RAVI2465EC			6500K					
RAVI2930EC		29W	3000K	4200lm				
RAVI2940EC			4000K	4530lm				
RAVI2965EC			6500K					



Συμπεριλαμβάνονται / Included
Zahrnuto / Включени





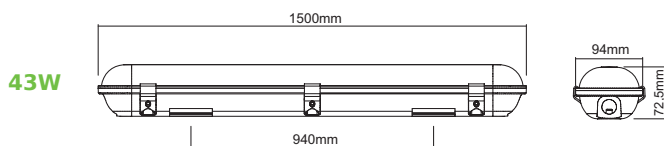
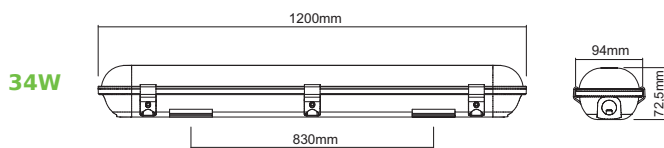
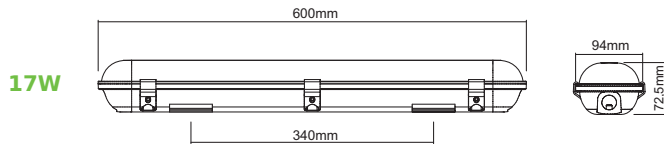
NOMINAL MODE SERIES

ΛΕΥΚΟ - ΓΚΡΙ / WHITE - GREY / BÍLÁ - ŠEDÁ / БЯЛО - СИВ

Icon: Lock	Icon: Lightning	Icon: Fan	Icon: Sun	Icon: Light	Icon: Triangle	Icon: Wave	Icon: Box	Icon: Clock
RAVI1730NM	230V AC	17W	3000K	2280lm	120°	Ra80	1/8	50000hrs (L70 F10)
RAVI1740NM			4000K	2450lm				
RAVI1765NM			6500K					
RAVI3430NM		34W	3000K	4650lm				
RAVI3440NM			4000K	4900lm				
RAVI3465NM			6500K					
RAVI4330NM		43W	3000K	5700lm				
RAVI4340NM			4000K	6130lm				
RAVI4365NM			6500K					



Συμπεριλαμβάνονται / Included
Zahrnuto / Включени



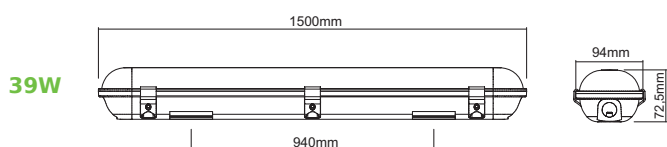
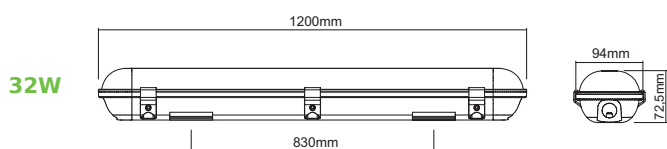
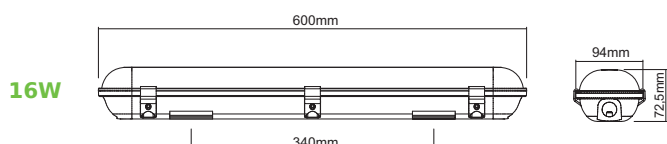


HIGH OUTPUT SERIES
ΛΕΥΚΟ - ΓΚΡΙ / WHITE - GREY / BÍLÁ - ŠEDÁ / БЯЛО - СІВ

Icon: Lock	Icon: Lightning Bolt	Icon: Fan	Icon: Sun	Icon: Light Bulb	Icon: Triangle	Icon: Wave	Icon: Box	Icon: Clock
RAVI1630HO	230V AC	16W	3000K	2700lm	120°	Ra80	1/8	72000hrs (L80 F10)
RAVI1640HO			4000K	2830lm				
RAVI1665HO								
RAVI3230HO		32W	3000K	5400lm				
RAVI3240HO			4000K	5660lm				
RAVI3265HO								
RAVI3930HO		39W	3000K	6750lm				
RAVI3940HO			4000K	7070lm				
RAVI3965HO								



Συμπεριλαμβάνονται / Included
Zahrnuto / Включени





- PC
- PC
- SMD LM80
- DRIVER IN
- IK10
- IP66
- 5
- 20~+40 °C
- ← 09/2023

(EM) 3hrs EMERGENCY KIT	(DIM) 1-100% DIMMABLE PUSH BUTTON	(FR) -40°~+40°C COOL FUNCTION	(MW) MICROWAVE
-------------------------------	---	-------------------------------------	-------------------

TRIDONIC
DRIVER



WIMP

Γραμμικό στεγανό φωτιστικό
 Linear waterproof luminaire
 Lineární vodotěsné osvětlení
 Линейно водоустойчиво освещение





ΛΕΥΚΟ - ΓΚΡΙ / WHITE - GREY / BÍLÁ - ŠEDÁ / БЯЛО - СИВ

WIMP2040		230V AC	20W	4000K	2900lm	120°	Ra80	1/9	50000hrs
WIMP2065				6500K					
WIMP4040			40W	4000K	5800lm				
WIMP4065				6500K					
WIMP6040			60W	4000K	8700lm				
WIMP6065				6500K					

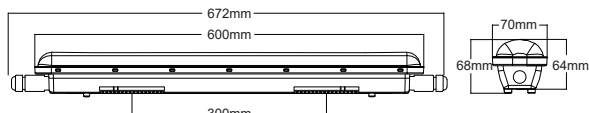


Συμπεριλαμβάνονται / Included
Zahrnuto / Включени

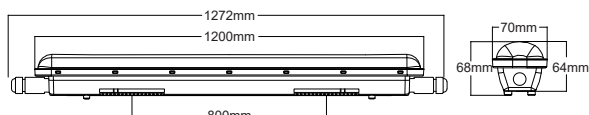


20W → max. 28pcs / 40W → max. 18pcs / 60W → max. 10pcs

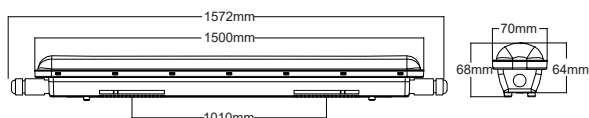
20W



40W



60W



TIMS



TIMS

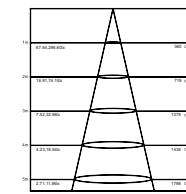
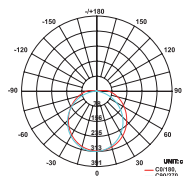
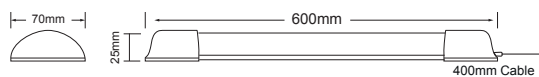
Γραμμικό φωτιστικό
Linear luminaire
Lineární osvětlení
Линейно осветление



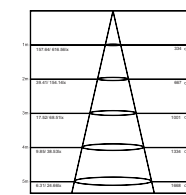
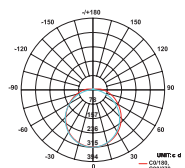
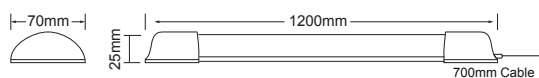
ΛΕΥΚΟ / WHITE / BÍLÁ / БЯЛО

Icon	Icon	Icon	Icon	Icon	Icon	Icon	Icon	Icon
TIMS1830	230V AC	18W	3000K	1400lm	120°	Ra80	1/20	30000hrs
TIMS1840			4000K	1450lm				
TIMS1860			6000K	1500lm				
TIMS3630		36W	3000K	2800lm				
TIMS3640			4000K	2850lm				
TIMS3660			6000K	2900lm				
TIMS4530		45W	3000K	3250lm				
TIMS4540			4000K	3300lm				
TIMS4560			6000K	3350lm				

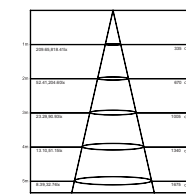
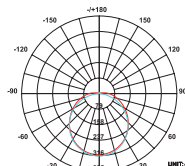
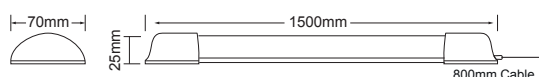
18W



36W



45W





GRAMUS










Γραμμικό φωτιστικό καμπάνα
 High bay linear luminaire
 Svítidlo zvon
 Промышлено осветление

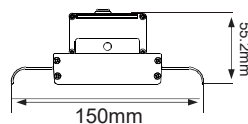
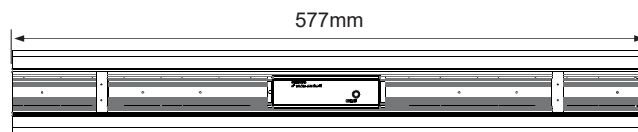
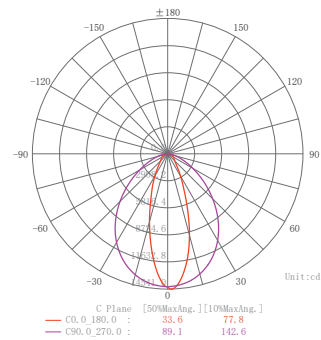
OSRAM
DRIVER

CREE 
CHIP



ΛΕΥΚΟ / WHITE / BÍLÉ / БЯЛО

								
GRAMUS10050	230V AC	100W	5000K	15400lm	30x90°	Ra80	1	50000hrs



LED HIGH BAYS



- ALU
- PC
- SMD LM80
- 1-10V DIM
- DRIVER IN
- IK08
- IP65
- 4KV
- 5



LUMILEDS
CHIP

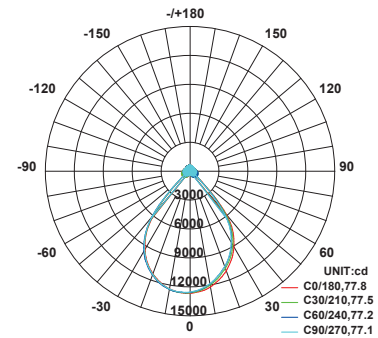
ASTREK

Φωτιστικό καμπάνα
High bay luminaire
Svítlidlo zvon
Промышлено осветление

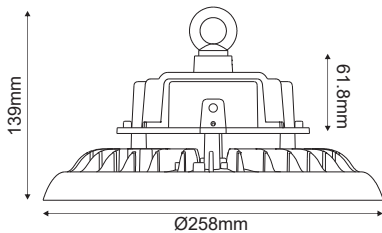
MAYPO / BLACK / ČERNÁ / ЧЕРНО

ASTREK10050N	230V AC	100W	5000K	13000lm	90°	Ra80	1	50000hrs
ASTREK15050		150W		19500lm				
ASTREK20050		200W		26000lm				

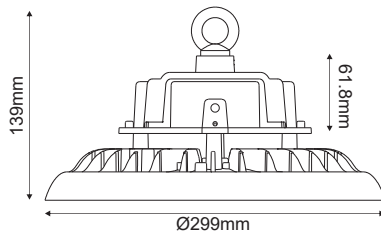
UBREF90100	UGR Ανταυγαστήρας / Reflector / Reflektor / Шейдър 90° 100W
UBREF90150	UGR Ανταυγαστήρας / Reflector / Reflektor / Шейдър 90° 150W
UBREF90200	UGR Ανταυγαστήρας / Reflector / Reflektor / Шейдър 90° 200W



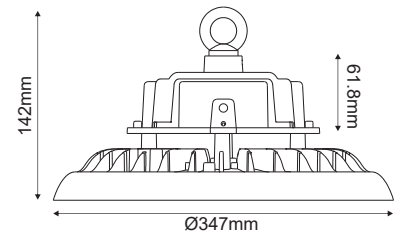
100W



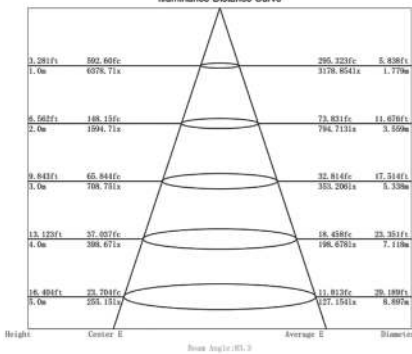
150W




200W




Illuminance-Distance Curve



Illuminance-Distance Curve

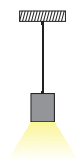


Illuminance-Distance Curve





-  ALU
-  PC
-  SMD LM80
-  1-10V DIM
-  DRIVER IN
- 
-  IK08
-  IP66
-  4kV
- 



PHILIPS
DRIVER

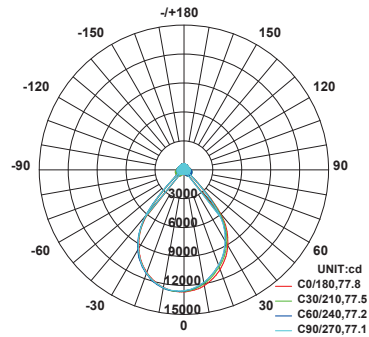
BHIGH

Φωτιστικό καμπάνα
High bay luminaire
Svítidlo zvon
Промышлено осветление

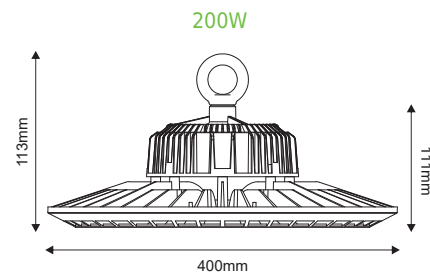
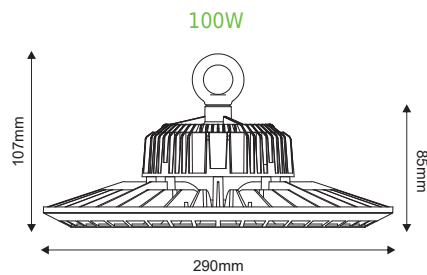
MAYPO / BLACK / ČERNÁ / ЧЕРНО

BHIGH10050	230V AC	100W	5000K	17000lm	90°	Ra80	1	50000hrs
BHIGH20050		200W		34000lm				

UBREF90100	UGR Ανταυγαστήρας / Reflector / Reflektor / Шейдър 90° 100W
UBREF90200	UGR Ανταυγαστήρας / Reflector / Reflektor / Шейдър 90° 200W



UBREF90*



LED HIGH BAYS












ADJUSTABLE
WATTAGE

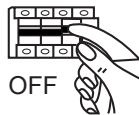
Lifud[®]
DRIVER

MERIL

Φωτιστικό καμπάνα
High bay luminaire
Svítidlo zvon
Промышленно осветление

MAYPO / BLACK / ČERNÁ / ЧЕРНО

								
MERIL681050	230V AC	60W 80W 100W	5000K	12000lm 16000lm 20000lm	90°	Ra70	1	50000hrs



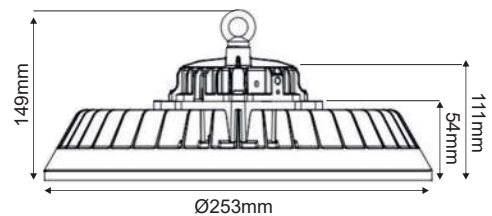
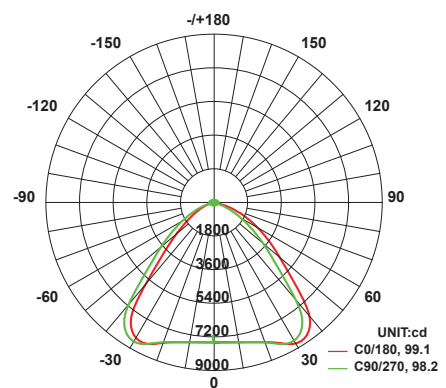
OFF



60W / 80W / 100W
PRE-SETUP 100W



ON





Q

Προβολέας
Flood luminaire
Projektor
Прожектор

*Εξαιρούνται / Excluded / Vyloučeno / Исключени Q300 & Q400



MAYPO / BLACK
ČERNÁ / ЧЕРНО

Q1030	230V AC	10W	3000K	800lm	110°	Ra80	1/40	30000hrs
Q1040			4000K	850lm				
Q1060			6000K	880lm				
Q2030		20W	3000K	1600lm			1/24	
Q2040			4000K	1700lm				
Q2060			6000K	1760lm				
Q3030		30W	3000K	2400lm			1/20	
Q3040			4000K	2550lm				
Q3060			6000K	2650lm				
Q5030		50W	3000K	4000lm			1/12	
Q5040			4000K	4250lm				
Q5060			6000K	4500lm				
Q7030		70W	3000K	6000lm			1/10	
Q7040			4000K	6250lm				
Q7060			6000K	6400lm				
Q10030		100W	3000K	8100lm			1/5	
Q10040			4000K	8600lm				
Q10060			6000K	9000lm				
Q15030		150W	3000K	12000lm			1/5	
Q15040			4000K	12750lm				
Q15060	6000K		13200lm					
Q20030	200W	3000K	16000lm	1/5				
Q20040		4000K	17000lm					
Q20060		6000K	17600lm					

3

Q30030	230V AC	300W	3000K	24100Lm	110°	Ra80	1/2	30000hrs
Q30040			4000K	25320Lm				
Q30060			6000K	26200Lm				
Q40030		400W	3000K	32150Lm				
Q40040			4000K	33300Lm				
Q40060			6000K	34450Lm				



ΛΕΥΚΟ / WHITE
 ΒÍΛÁ / БЯЛО

Q1030W	230V AC	10W	3000K	800lm	110°	Ra80	30000hrs	1/40		
Q1040W			4000K	850lm						
Q1060W			6000K	880lm						
Q2030W		20W	3000K	1600lm				1/24		
Q2040W			4000K	1700lm						
Q2060W			6000K	1760lm						
Q3030W		30W	3000K	2400lm				1/20		
Q3040W			4000K	2550lm						
Q3060W			6000K	2650lm						
Q5030W		50W	3000K	4000lm				1/12		
Q5040W			4000K	4250lm						
Q5060W			6000K	4500lm						
Q7030W		70W	3000K	6000lm				1/10		
Q7040W			4000K	6250lm						
Q7060W			6000K	6400lm						
Q10030W		100W	3000K	8100lm				1/5		
Q10040W			4000K	8600lm						
Q10060W			6000K	9000lm						
Q15030W		150W	3000K	12000lm						
Q15040W			4000K	12750lm						
Q15060W	6000K		13200lm							
Q20030W	200W	3000K	16000lm							
Q20040W		4000K	17000lm							
Q20060W		6000K	17600lm							





ΜΑΥΡΟ / BLACK
ČERNÁ / ЧЕРНО



6m / 180°

ΜΕ ΑΙΣΘΗΤΗΡΑ ΚΙΝΗΣΗΣ / WITH MOTION SENSOR
S DETEKTOREM POHYBU / СЪС СЕНЗОР ЗА ДВИЖЕНИЕ

Q1030S	230V AC	10W	3000K	800lm	110°	Ra80	1/ 24	30000hrs
Q1040S			4000K	850lm				
Q1060S			6000K	880lm				
Q2030S		20W	3000K	1600lm				
Q2040S			4000K	1700lm				
Q2060S			6000K	1760lm				
Q3030S		30W	3000K	2400lm				
Q3040S			4000K	2550lm				
Q3060S			6000K	2650lm				
Q5030S		50W	3000K	4000lm			1/ 20	
Q5040S			4000K	4250lm				
Q5060S			6000K	4500lm				



ΛΕΥΚΟ / WHITE
BÍLÁ / БЯЛО



6m / 180°

ΜΕ ΑΙΣΘΗΤΗΡΑ ΚΙΝΗΣΗΣ / WITH MOTION SENSOR
S DETEKTOREM POHYBU / СЪС СЕНЗОР ЗА ДВИЖЕНИЕ

Q1030WS	230V AC	10W	3000K	800lm	110°	Ra80	1/ 24	30000hrs
Q1040WS			4000K	850lm				
Q1060WS			6000K	880lm				
Q2030WS		20W	3000K	1600lm				
Q2040WS			4000K	1700lm				
Q2060WS			6000K	1760lm				
Q3030WS		30W	3000K	2400lm				
Q3040WS			4000K	2550lm				
Q3060WS			6000K	2650lm				
Q5030WS		50W	3000K	4000lm			1/ 20	
Q5040WS			4000K	4250lm				
Q5060WS			6000K	4500lm				



MAYPO / BLACK
ČERNÁ / ЧЕРНО

ΧΑΜΗΛΗΣ ΤΑΣΗΣ / LOW VOLTAGE
ΝΙΖΚΕ ΝΑΡΕΤΙ / НИСКО НАПРЕЖЕНИЕ



Q1030DC	12-24V DC	10W	3000K	800lm	110°	Ra80	1/24	30000hrs
Q1040DC			4000K	850lm				
Q1060DC			6000K	880lm				
Q2060DC		20W	6000K	1760lm				



ΛΕΥΚΟ / WHITE
BÍLÁ / БЯЛО

ΧΑΜΗΛΗΣ ΤΑΣΗΣ / LOW VOLTAGE
ΝΙΖΚΕ ΝΑΡΕΤΙ / НИСКО НАПРЕЖЕНИЕ



Q1030WDC	12-24V DC	10W	3000K	800lm	110°	Ra80	1/24	30000hrs
Q1040WDC			4000K	850lm				
Q1060WDC			6000K	880lm				
Q2060WDC		20W	6000K	1760lm				





MAYPO / BLACK
ČERNÁ / ЧЕРНО

ΔΙΑΚΟΣΜΗΤΙΚΟΣ ΦΩΤΙΣΜΟΣ / DECORATIVE LIGHT
DEKORATIVNÍ OSVĚTLENÍ/ ДЕКОРАТИВНО ОСВЕТЛЕНИЕ

Q10G	230V AC	10W	ΠΡΑΣΙΝΟ / GREEN ZELENÁ / ЗЕЛЕН	-	110°	1/40	30000hrs
Q10B			ΜΠΛΕ / BLUE MODRÁ / СИИ				
Q20G		20W	ΠΡΑΣΙΝΟ / GREEN ZELENÁ / ЗЕЛЕН			1/24	
Q20B			ΜΠΛΕ / BLUE MODRÁ / СИИ				
Q30G		30W	ΠΡΑΣΙΝΟ / GREEN ZELENÁ / ЗЕЛЕН			1/20	
Q30B			ΜΠΛΕ / BLUE MODRÁ / СИИ				
Q50G		50W	ΠΡΑΣΙΝΟ / GREEN ZELENÁ / ЗЕЛЕН			1/20	
Q50B			ΜΠΛΕ / BLUE MODRÁ / СИИ				



MAYPO / BLACK
ČERNÁ / ЧЕРНО

RGBW

Q10RGBW	230V AC	10W	RGB + 6000K	110°	1/20	30000hrs
Q20RGBW		20W				
Q30RGBW		30W			1/10	
Q50RGBW		50W				
Q100RGBW		100W				



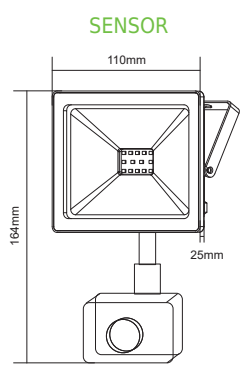
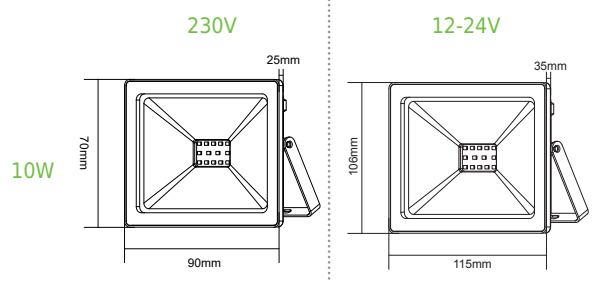
Q ΕΞΑΡΤΗΜΑΤΑ / ACCESSORIES / PŘÍSLUŠENSTVÍ / АКЦЕСОАРИ

IP20

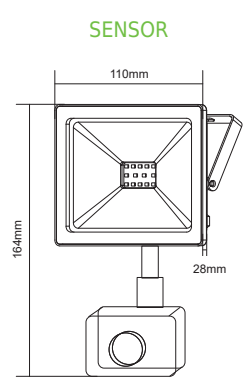
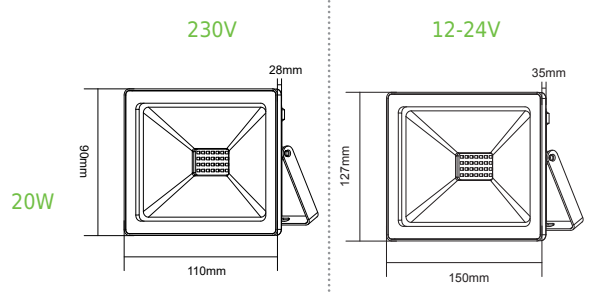
25~30m
1-100pcs

2

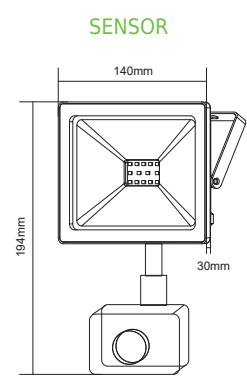
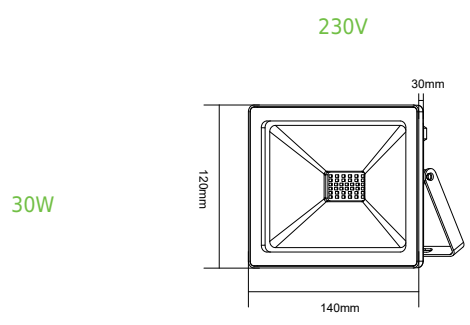
QRGBWRF	RF remote control Q RGBW



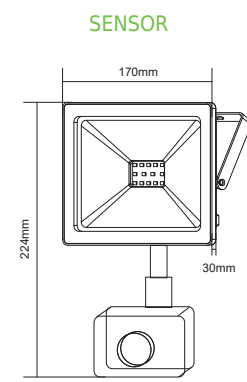
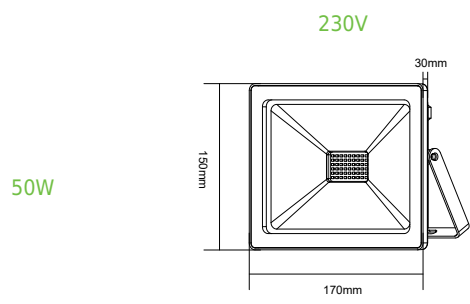
Height	AVR Ø	CENTER Ø	Diameter
1.50m	81.571x	159.621x	299.06cm
2.00m	45.881x	89.781x	398.77cm
4.00m	11.471x	22.451x	797.53cm
4.50m	9.061x	17.741x	897.23cm
6.00m	5.101x	9.981x	1196.30cm



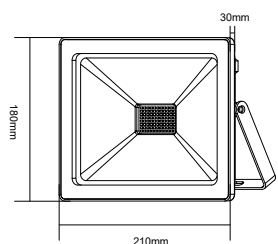
Height	AVR Ø	CENTER Ø	Diameter
1.50m	129.131x	318.641x	356.90cm
2.00m	72.641x	179.231x	475.87cm
4.00m	19.161x	44.811x	951.74cm
4.50m	14.351x	35.401x	1070.71cm
6.00m	8.071x	19.911x	1427.63cm



Height	AVR Ø	CENTER Ø	Diameter
1.50m	184.971x	475.771x	372.80cm
2.00m	104.051x	267.621x	497.06cm
4.00m	26.011x	66.901x	994.13cm
4.50m	20.551x	52.861x	1118.39cm
6.00m	11.561x	29.741x	1491.19cm

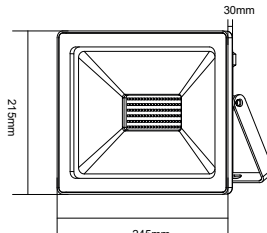


Height	AVR Ø	CENTER Ø	Diameter
1.50m	242.511x	679.141x	401.02cm
2.00m	136.411x	382.011x	534.69cm
4.00m	34.101x	95.501x	1069.39cm
4.50m	26.851x	75.461x	1203.04cm
6.00m	15.161x	42.451x	1604.09cm



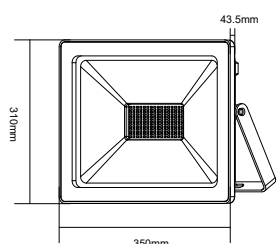
70W

Height	AVR E	CENTER E	Diameter
1.50m	339.49lx	1084.34lx	437.89cm
2.00m	190.96lx	609.83lx	583.85cm
4.00m	47.74lx	152.46lx	1167.70cm
4.50m	37.72lx	120.46lx	1233.67cm
6.00m	21.22lx	97.76lx	1751.95cm



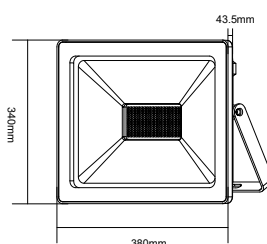
100W

Height	AVR E	CENTER E	Diameter
1.50m	416.51lx	1331.21lx	434.79cm
2.00m	234.22lx	749.80lx	579.72cm
4.00m	58.57lx	187.20lx	1159.46cm
4.50m	46.28lx	147.93lx	1304.37cm
6.00m	26.03lx	83.20lx	1739.16cm



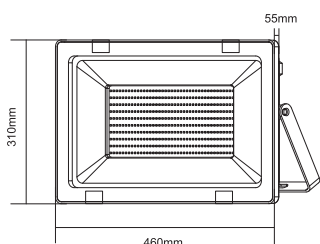
150W

1m	1807.4766lx	246.03cm
2m	451.71192lx	492.05cm
3m	200.8529.6lx	738.08cm
4m	112.9297.9lx	984.11cm
5m	72.27190.7lx	1230.14cm
6m	50.19132.4lx	1476.16cm
7m	36.8797.27lx	1722.19cm
8m	28.2374.47lx	1968.22cm
9m	22.3158.84lx	2214.24cm
10m	18.0747.66lx	2460.27cm



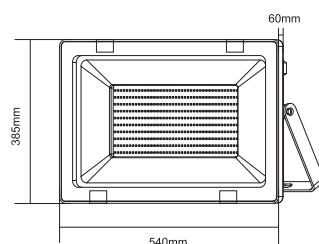
200W

1m	2252,6223lx	247.39cm
2m	563,01556lx	494.78cm
3m	250,2691.5lx	742.17cm
4m	140,7389.0lx	989.56cm
5m	90,07248.9lx	1236.95cm
6m	62,55172.9lx	1484.34cm
7m	45,96127.0lx	1731.73cm
8m	35,1997.24lx	1979.12cm
9m	27,8076.83lx	2226.51cm
10m	22,5262.23lx	2473.91cm



300W

H(m)	E0(lx)	Dh/Dv_B(m)	S_B(sq.m)	Eav_B(lx)
10.0	94.81	31.25/30.79	759.2	14.42
20.0	23.70	62.51/61.58	3036.9	3.61
30.0	10.53	93.76/92.36	6833.1	1.60
40.0	5.93	125.07/123.15	12147.7	0.90
50.0	3.79	156.27/153.94	18980.7	0.58

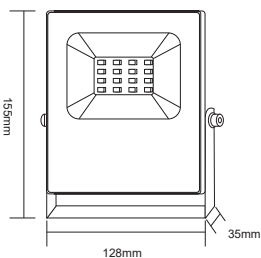


400W

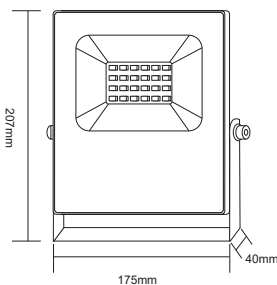
H(m)	E0(lx)	Dh/Dv_B(m)	S_B(sq.m)	Eav_B(lx)
10.0	113.15	30.92/31.16	784.0	31.91
20.0	28.29	62.84/62.32	3136.0	7.98
30.0	12.57	92.75/93.48	7056.0	3.55
40.0	7.07	123.67/124.64	12544.1	1.99
50.0	4.53	154.59/155.81	19600.1	1.28

RGBW

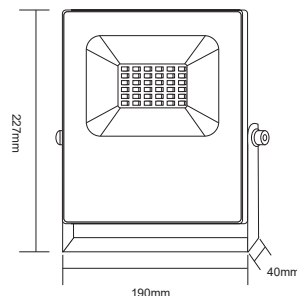
10W



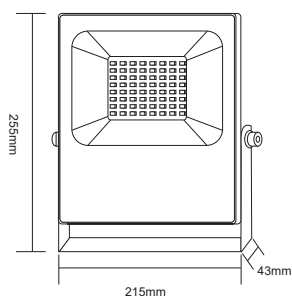
20W



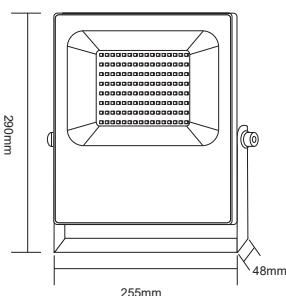
30W



50W




100W



GLADIATOR

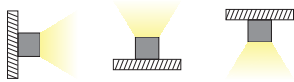
LED FLOOD LUMINAIRES



GLADIATOR

Προβολέας
Flood luminaire
Projektor
Прожектор

MW
MEAN WELL
DRIVER
LUMILEDS
CHIP










- ALU
- PC
- SMD LM80
- DRIVER OUT
- IP66
- IK10
-
- 10kV
-
-

MAYPO / BLACK / ČERNÁ / ЧЕРНО

GLAD2405040	230V AC	240W	5000K	37200lm	40°	Ra70	1	50000hrs
GLAD2405060					60°			
GLAD4805020		480W		74400lm	20°			
GLAD4805040					40°			
GLAD4805060					60°			
GLAD7205020		720W		111600lm	20°			
GLAD7205040					40°			
GLAD7205060					60°			
GLAD96050*		960W		148800lm	Κατόπιν ζήτησης Upon request Na vyzádání При поискване			
GLAD120050*		1200W		186000lm				
GLAD144050*	1440W	223200lm						

ΕΞΑΡΤΗΜΑΤΑ / ACCESSORIES / PŘÍSLUŠENSTVÍ / АКЦЕСОАРИ

	
RIPGLAD	Στρογγυλή βάση περιστροφής / Round installation plate Kulatá základna pro otáčení / Сгъваема статив
LPGLAD	Δείκτης λέιζερ / Laser pointer Laserové ukazovátko / Лазерна показалка
AGPGLAD2448	Αντιθαμβωτικό κάλυμμα / Anti-glare plate Antireflexní deska / Анти-отблясъци плоча  240W & 480W
AGPGLAD72	Αντιθαμβωτικό κάλυμμα / Anti-glare plate Antireflexní deska / Анти-отблясъци плоча  720W
AGPGLAD96	Αντιθαμβωτικό κάλυμμα / Anti-glare plate Antireflexní deska / Анти-отблясъци плоча  960W
AGPGLAD120	Αντιθαμβωτικό κάλυμμα / Anti-glare plate Antireflexní deska / Анти-отблясъци плоча  1200W
AGPGLAD144	Αντιθαμβωτικό κάλυμμα / Anti-glare plate Antireflexní deska / Анти-отблясъци плоча  1440W



RIPGLAD

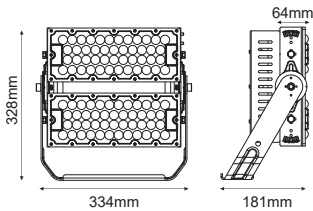


LPGLAD



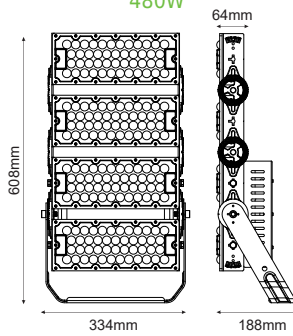
AGPGLAD*

240W



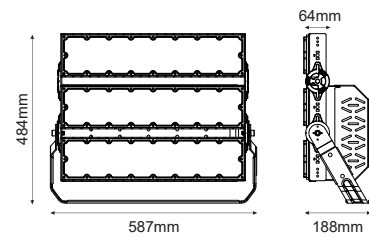
5.5Kg

480W



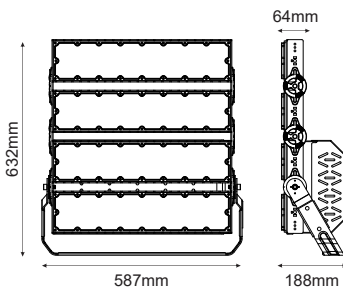
10Kg

720W



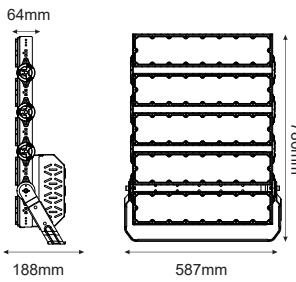
12.5Kg

960W



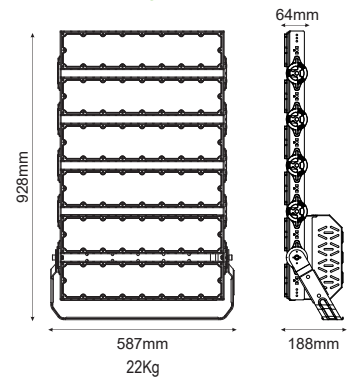
16Kg

1200W



20Kg

1440W



22Kg

i Κατόπιν ζήτησης / Upon request
Na vyžádání / При поискване:

- 3000K ~ 6500K
- Class II
- Symmetrical 10° / 90°
- Asymmetrical 90x30° / 135x40°
- 100.000hrs
- 175lm/W / 190lm/W
- 480V AC
- Dimmable 0-10V / DALI
- 20kV SPD



BFOCUS



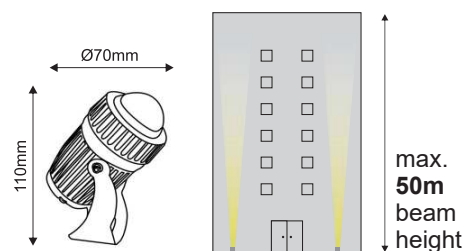
BFOCUS

Προβολέας στενής δέσμης
 Wall washer luminaire
 Lineární projektor
 Линеен прожектор



ΓΚΡΙ / GREY / ŠEDÁ / СИВ

BFOCUS830	230V AC	8W	3000K	450lm	8°	Ra80	1/30	30000hrs
BFOCUS840			4000K	500lm				
BFOCUS860			6000K	550lm				





PAPILLON

Προβολέας με Φ/Β πάνελ & αισθητήρα κίνησης
 Smart solar sensor flood luminaire
 Projektor s fotovoltaickým panelem a snímačom pohybu
 Проектор с PV панел и датчик за движение

- PC+ABS
- PS
- SMD LM80
- 6m / 120°
- DRIVER IN
- BATTERY IN
- IP65
- 2 ΦΩΤΙΣΤΙΚΟ LUMINAIRE SVÍTIDLO ОСВЕТИТЕЛ
- 1 ΜΠΑΤΑΡΙΑ BATTERY БАΤΕΡΙΑ
- 5%

***3** ΗΜΕΡΕΣ ΑΥΤΟΝΟΜΙΑ
 DAYS AUTONOMY
 DNY AUTONOMIE
 ДНИ АВТОНОМИЯ

3.7V / 1.2Ah Li-ion

ΛΕΥΚΟ / WHITE / BÍLÁ / БЯЛО

PAPILLON2W		2W	4000K	220lm	90°	Ra80	1/20	35000hrs

ΜΑΥΡΟ / BLACK / ČERNÁ / ЧЕРНО

PAPILLON2B		2W	4000K	220lm	90°	Ra80	1/20	35000hrs

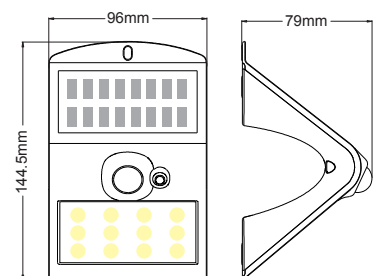
i *Εξαρτάται από το επίπεδο φόρτισης της μπαταρίας / Depends on battery charging level
 Závísí na úrovni nabití baterie / Зависи от ниво̀та на зареда на акумулатора

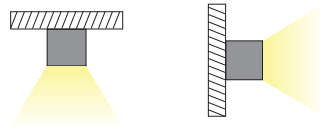
i Λειτουργία κίνησης / Sensor mode
 Funkce snímače / Режим на сензора

2 Λειτουργίες / Functions / Funkce / функции

Front light ON | Back light ON

Front light OFF | Back light ON





CAMPO

Προβολέας με Φ/Β πάνελ & αισθητήρα κίνησης

Smart solar sensor flood luminaire

Projektor s fotovoltaickým panelem a snímačom pohybu

Прожектор с PV панел и датчик за движение

- PC+ABS
- PS
- SMD LM80
- 6m / 120°
- DRIVER IN
- BATTERY IN
- IP65
- 2
ΦΩΤΙΣΤΙΚΟ
LUMINAIRE
SVÍTIDLO
ОСВЕТИТЕЛ
- 1
ΜΠΑΤΑΡΙΑ
BATTERY
BATERIE
БАТЕРИЯ
- 5%

ΜΑΥΡΟ / BLACK / ČERNÁ / ЧЕРНО

*** 3** ΗΜΕΡΕΣ ΑΥΤΟΝΟΜΙΑ
DAYS AUTONOMY
DNY AUTONOMIE
ДНИ АВТОНОМИЯ

3.7V / 3Ah Li-ion

CAMPO840		8W	4000K	600lm	90°	Ra80	1/18	35000hrs

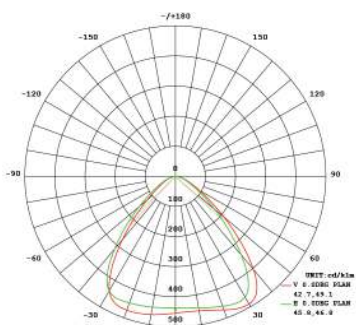
i *Εξαρτάται απο το επίπεδο φόρτισης της μπαταρίας / Depends on battery charging level
Závisí na úrovni nabití baterie / Зависи от ниво на зареда на акумулатора



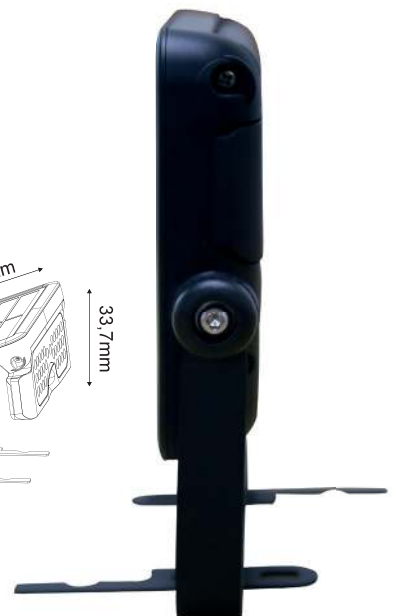
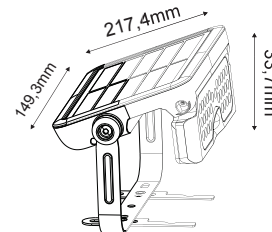
2 Λειτουργίες
Functions
Funkce
функции

Λειτουργία κίνησης
Sensor mode
Funkce snímače
Режим на сензора

Λειτουργία μόνιμου φωτισμού
Constant lighting mode
Režim konstantního osvětlení
Постоянен режим на осветление



Height	Avg, 2max	Diameter
1m	135,9, 215, 01lx	146, 54cm
2m	33,97, 53, 76lx	333, 12cm
3m	15, 10, 23, 89lx	499, 68cm
4m	8, 693, 12, 44lx	646, 25cm
5m	5, 435, 9, 602lx	832, 81cm
6m	3, 774, 5, 974lx	999, 37cm
7m	2, 775, 4, 389lx	1165, 93cm
8m	2, 123, 3, 360lx	1332, 49cm
9m	1, 476, 2, 455lx	1499, 05cm
10m	1, 359, 2, 150lx	1665, 41cm



SVIDE



10m
1-30pcs

SVIDE

Προβολέας με Φ/Β πάνελ
Smart solar flood luminaire
Projektor s fotovoltaickým panelem
Прожектор с PV панел

- ALU
- GLS
- SMD
- DRIVER IN
- BATTERY IN
-
- IP66
- 2
ΦΩΤΙΣΤΙΚΟ
LUMINAIRE
SVÍTIDLO
ОСВЕТИТЕЛ
- 1
ΜΠΑΤΑΡΙΑ
BATTERY
BATERIE
БАТЕРИЯ
- 5%

2-3 ΗΜΕΡΕΣ ΑΥΤΟΝΟΜΙΑ
DAYS AUTONOMY
DNY AUTONOMIE
ДНИ АВТОНОМИЯ

MAYPO / BLACK / ČERNÁ / ЧЕРНО

Model	Power	Color Temp	Battery Voltage	Battery Capacity	Beam Angle	Beam Spread	Beam Spread	Beam Spread	Beam Spread	Beam Spread		
SV2560	*25W	6000K	3.2V	6Ah	120°	Ra70	1/10	30000hrs	30000hrs	30000hrs		
SV6060	*60W			18Ah							6V/25W	1/6
SV10060	*100W			24Ah							6V/30W	1/4
SV20060	*200W			30Ah							6V/40W	1/2
SV30060	*300W			45Ah							6V/50W	1/5

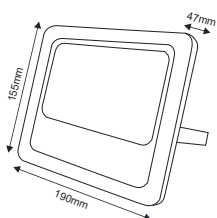
*LED PCB Wattage

i • 3hrs | 5hrs | 8hrs → Auto Dimming

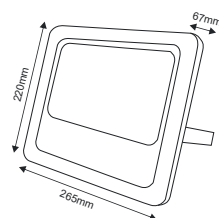
- SV2560: 350x290x17mm
- SV6060: 350x530x17mm
- SV10060: 350x600x25mm
- SV20060: 670x445x25mm
- SV30060: 670x530x25mm



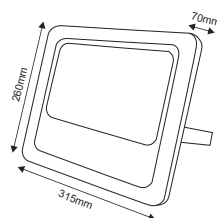
Συμπεριλαμβάνεται / Included
Zahrnuto / Включени



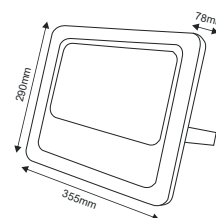
SV2560



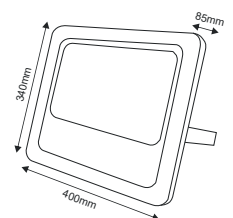
SV6060



SV10060



SV20060



SV30060



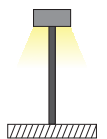
TOUR

Φωτιστικό αστικού με Φ/Β πάνελ
 Smart solar urban luminaire
 Osvětlení veřejného prostranství s fotovoltaickým panelem
 Парково осветление с PV панел



Mono-crystalline silicon 10V / 11.5W

*** 3** ΗΜΕΡΕΣ ΑΥΤΟΝΟΜΙΑ
 DAYS AUTONOMY
 DNY AUTONOMIE
 ДНИ АВТОНОМИЯ



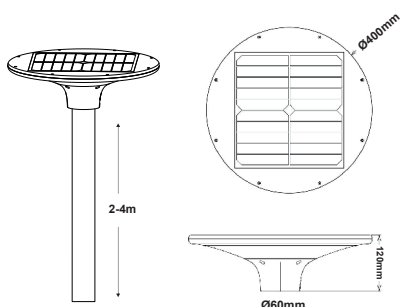
LiFePO4 32700 • 6.4V • 6000mAh

MAYPO / BLACK / ČERNÁ / ЧЕРНО



TOUR2040		20W	4000K	2100lm	360°	Ra80	1	30000hrs



*Εξαρτάται από το επίπεδο φόρτισης της μπαταρίας / Depends on battery charging level
 Závísí na úrovni nabití baterie / Зависí от нивото на заряда на акумулатора



LUNAR



LUNAR

Φωτιστικό οδικού με Φ/Β πάνελ & αισθητήρα κίνησης
 Smart solar sensor street luminaire
 Pouliční osvětlení s fotovoltaickým panelem a snímačem pohybu
 Улично Осветление с PV панел и датчик за движение

- ALU
- PC
- SMD LM80
- 15m 150°
- IP66
- IK09
- DRIVER IN
- BATTERY IN
- 5

* **3-6** ΗΜΕΡΕΣ ΑΥΤΟΝΟΜΙΑ
 DAYS AUTONOMY
 DNY AUTONOMIE
 ДНИ АВТОНОМИЯ

12.8V / 18Ah LiFePO4 (40W) | 12.8V / 36Ah LiFePO4 (80W) | 25.6V / 24Ah LiFePO4 (120W)

MAYPO / BLACK / ČERNÁ / ЧЕРНО

LUNAR4040		40W	4000K	6000lm	140° x 78°	Ra80	1	50000hrs
LUNAR8040		80W		12000lm				
LUNAR12040		120W		18000lm				

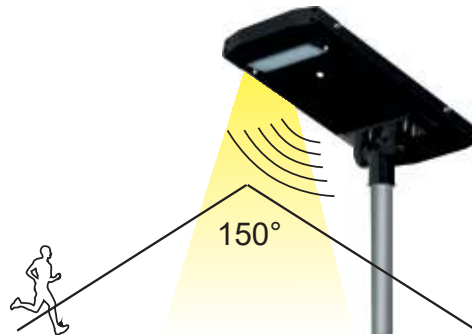
*Εξαρτάται από το επίπεδο φόρτισης της μπαταρίας / Depends on battery charging level
 Závisí na úrovni nabití baterie / Зависи от нивото на зареда на акумулатора

3 ΛΕΙΤΟΥΡΓΙΕΣ / FUNCTIONS / FUNKCE / ФУНКЦИИ

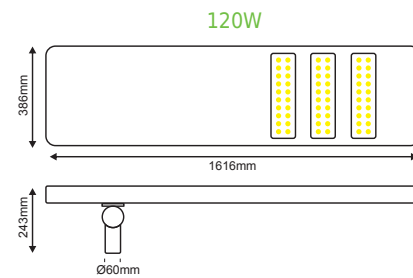
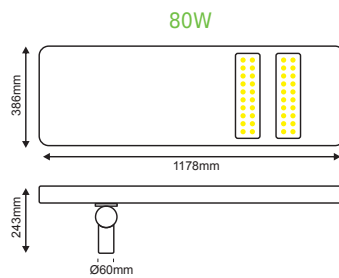
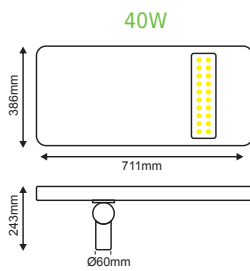
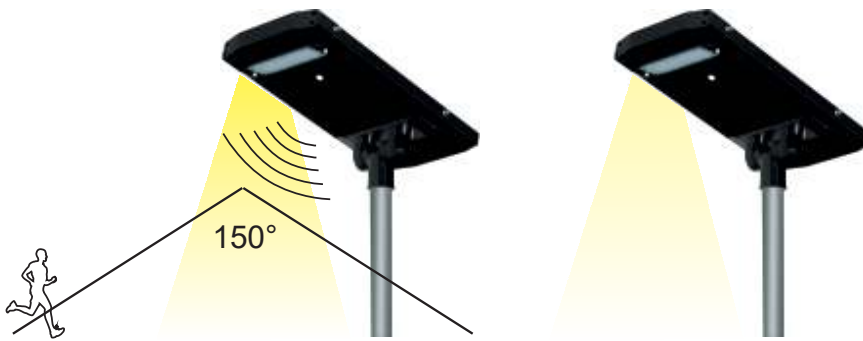
CONSTANT MODE



SENSOR MODE



CUSTOM MODE

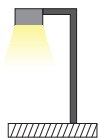


Κατόπιν ζήτησης / Upon request
 Na vyzádání / При поискване

Εξατομικευμένη λειτουργία / Personalised customization
 Personalizované řízení / Персонализирано персонализиране



- ALU
- PC
- SMD LM80
- DRIVER IN
- IK08
- IP65
- 4kV
- 5



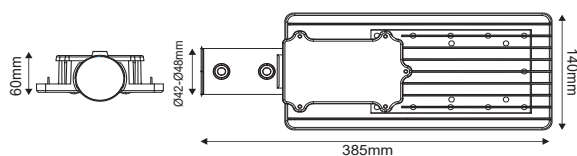
NOLA

Φωτιστικό οδκού
Street luminaire
Pouliční osvětlení
Улично осветление

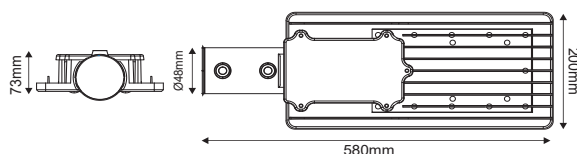


FKPI / GREY / ŠEDÁ / CIB (RAL7016)

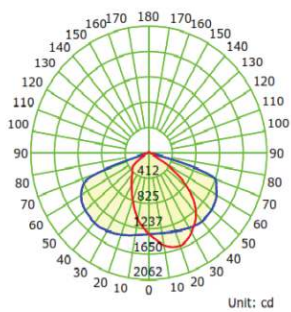
NOLA3040N	230V AC	30W	4000K	3000lm	120° x 50°	Ra70	1/10	50000hrs
NOLA15040N		150W		15000lm			1/5	



30W



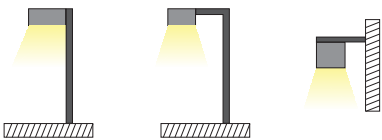
150W



— C0-C180 — C90-C270



- ALU
- PC
- SMD LM80
- DRIVER IN
- IK10
- IP66
- 4-6kV
- EMC 25
- 5



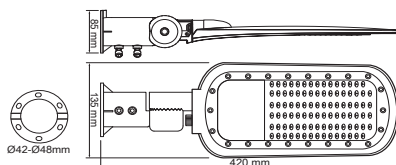
NORD

Φωτιστικό οδικού
Street luminaire
Pouliční osvětlení
Улично осветление

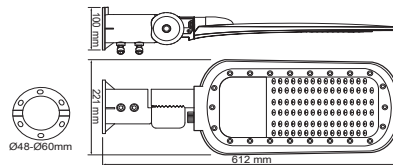


FKPI / GREY / ŠEDÁ / CMB (RAL7016)

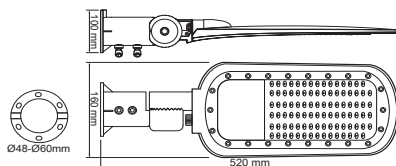
NORD2040	230V AC	20W	4000K	2800lm	140° x 90°	Ra70	1/6	50000hrs
NORD4040		40W		5600lm				
NORD6040		60W		8400lm				
NORD10040		100W		14000lm			1/4	
NORD15040		150W		20250lm				
NORD20040		200W		27000lm				



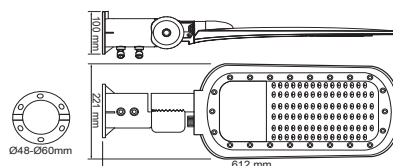
20W



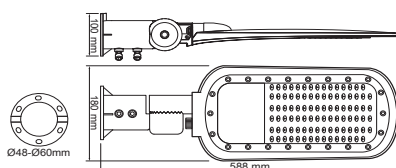
100W



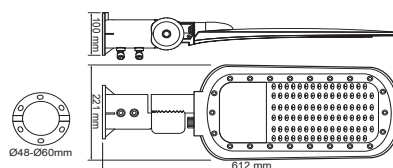
40W



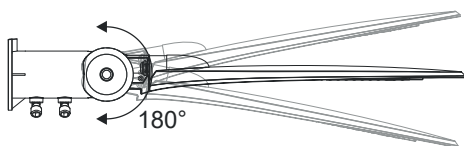
150W



60W



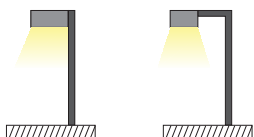
200W



LED URBAN LUMINAIRES



- ALU
- PC
- SMD LM80
- DRIVER IN
- IK08
- IP66
- 30/60W
- 90W/120W
- 4-6kV
- 5
- EN 25



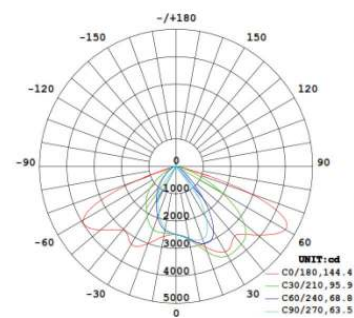
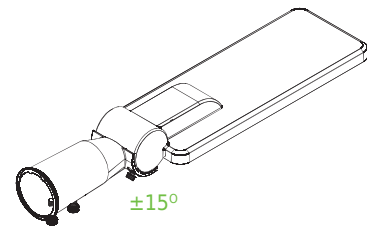
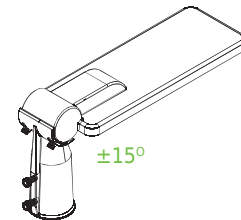
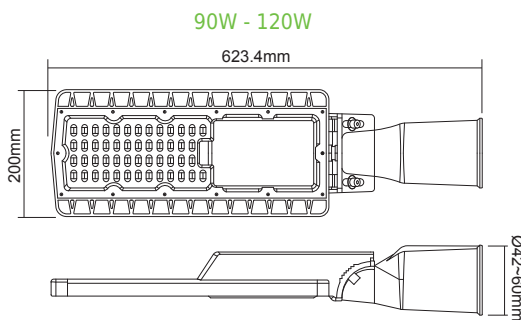
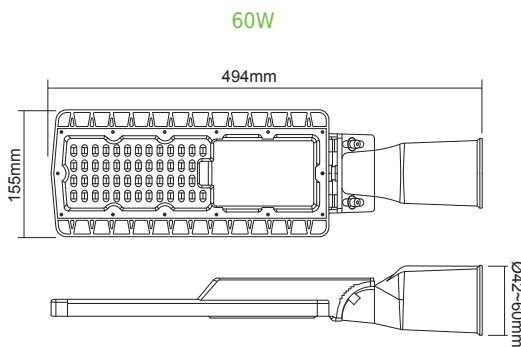
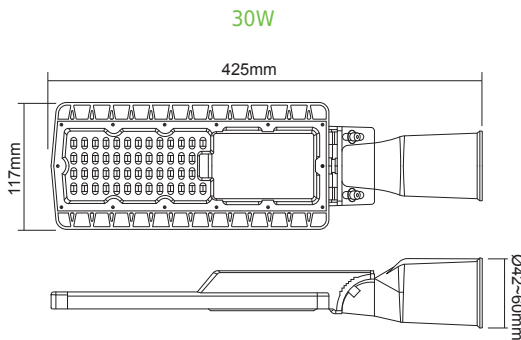
BISE

Φωτιστικό οδικού
Street luminaire
Pouliční osvětlení
Улично осветление

A+G C 30W/90W/120W **A+G D** 60W

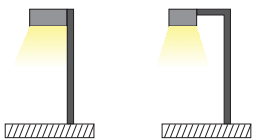
FKPI / GREY / ŠEDÁ / СИВ (RAL9023)

BISE3040	230V AC	30W	4000K	4200lm	150° x 75°	Ra70	1/10	50000hrs
BISE6040		60W		8400lm			1/6	
BISE9040		90W		12600lm				
BISE12040		120W		16500lm				



i Κατόπιν ζήτησης / Upon request
 Na vyzádání / При поискване:

- 3000K ~ 6000K
- Class I / II
- >50.000hrs
- Dimming (100W/120W)
- SPD 10/20kV



130Lm/W
ΓΚΡΙ / GREY / ŠEDÁ / СИВ (RAL9006)

Icon: Padlock	Icon: Lightning bolt	Icon: Umbrella	Icon: Sun	Icon: Light fixture	Icon: Triangle	Icon: Wave	Icon: Box	Icon: Clock
NEXUS404030	230V AC	40W	4000K	5200lm	80° x 150°	Ra70	1	72000hrs
NEXUS604030		60W		7800lm				
NEXUS804030		80W		10400lm				
NEXUS1004030		100W		13000lm				
NEXUS1204030		120W		15600lm				
NEXUS1504030		150W		19500lm				



NEXUS



Φωτιστικό οδκού
Street luminaire
Pouliční osvětlení
Улично осветление



150Lm/W

FKPI / GREY / ŠEDÁ / СИВ (RAL9006)

Model	Power	Beam Angle	Light Output	Beam Spread	Color Temp	Beam Spread	Beam Spread	Beam Spread
NEXUS404050	40W	230V AC	6000lm	4000K	80° x 150°	Ra70	1	72000hrs
NEXUS604050	60W		9000lm					
NEXUS804050	80W		12000lm					
NEXUS1004050	100W		15000lm					
NEXUS1204050	120W		18000lm					
NEXUS1504050	150W		22500lm					



170Lm/W

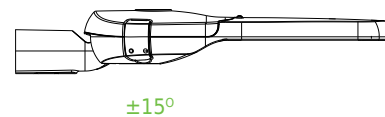
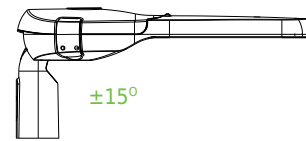
FKPI / GREY / ŠEDÁ / СИВ (RAL9006)

Model	Power	Beam Angle	Light Output	Beam Spread	Color Temp	Beam Spread	Beam Spread	Beam Spread
NEXUS404070	40W	230V AC	6800lm	4000K	80° x 150°	Ra70	1	72000hrs
NEXUS604070	60W		10200lm					
NEXUS804070	80W		13600lm					
NEXUS1004070	100W		17000lm					
NEXUS1204070	120W		20400lm					
NEXUS1504070	150W		25500lm					

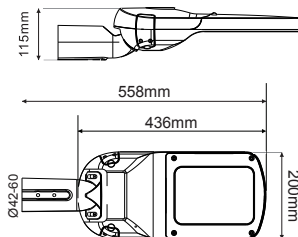


Κατόπιν ζήτησης / Upon request
Na vyžádání / При поискване:

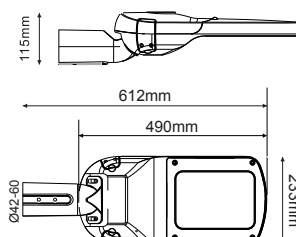
3000K / 5000K / 5700K
Class I & II
TYPE II (50° x 150°)
DIMMABLE 0-10V / DALI
NEMA & Smart control system
>72.000hrs
7 / 10 years warranty



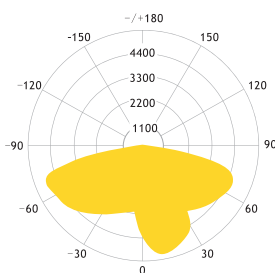
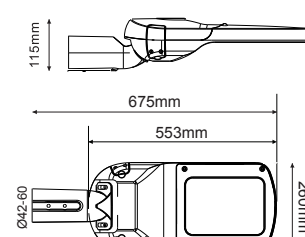
40W & 60W



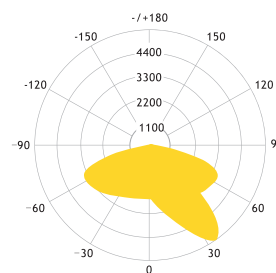

80W & 100W



120W & 150W



TYPE II

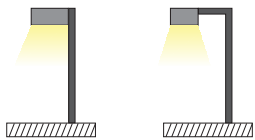


TYPE III





- ALU
- GLS
- SMD LM80
- DRIVER IN
- IK09
- IP66
- 10kV
- 5
- EKL 25
- PLUS



ALIX

Φωτιστικό οδικού
Street luminaire
Pouliční osvětlení
Улично осветление

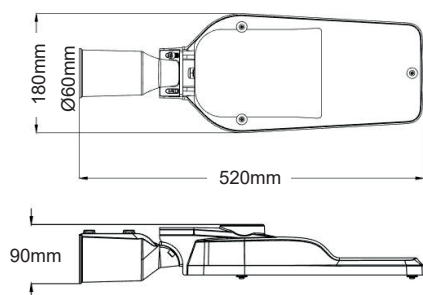




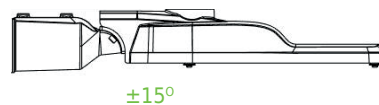
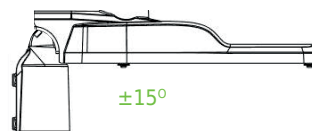
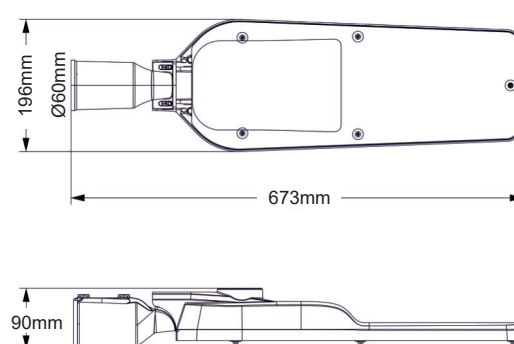
FKPI / GREY / ŠEDÁ / СИВ (RAL9023)

ALIX3040	230V AC	30W	4000K	4050lm	150° x 75°	Ra70	1/10	50000hrs
ALIX5040		50W		7000lm				
ALIX10040		100W		14000lm			1/6	
ALIX12040		120W		16800lm				

30W & 50W



100W & 120W



Κατόπιν ζήτησης / Upon request
 Na vyzádání / При поискване:

3000K / 5000K / 5700K
 Class I
 DIMMABLE 0-10V / DALI
 NEMA / ZHAGA & Smart control system

DIVEA



DIVEA

Φωτιστικό πλατείας / οδικού
Park / street luminaire
Osvětlení veřejného prostranství
Парково / улично осветление

INVENTRONICS
DRIVER
LUMILEDS
CHIP



A↑G D 20W/40W/60W/80W **A↑G E** 120W ΓΚΡΙ / GREY / ŠEDÁ / CIB (RAL9023)

	⚡	🎵	☀️	🌞	📐	📶	📦	🕒
DIVEAM2040	230V AC	20W	4000K	2500lm	80° x 150°	Ra70	1	72000hrs
DIVEAM4040		40W		5000lm				
DIVEAM6040		60W		7500lm				
DIVEA8040		80W		10000lm				
DIVEA12040		120W		12500lm				



20-60W **A↑G D** 20W/40W/60W/80W **A↑G E** 120W ΓΚΡΙ / GREY / ŠEDÁ / CIB (RAL9023)

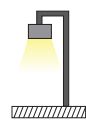
	⚡	🎵	☀️	🌞	📐	📶	📦	🕒
DIVEAM2040B	230V AC	20W	4000K	2500lm	80° x 150°	Ra70	1	72000hrs
DIVEAM4040B		40W		5000lm				
DIVEAM6040B		60W		7500lm				
DIVEA8040B		80W		10000lm				
DIVEA12040B		120W		12500lm				



A+G D 20W/40W/60W/80W **A+G E** 120W

FKPI / GREY / ŠEDÁ / СИВ (RAL9023)

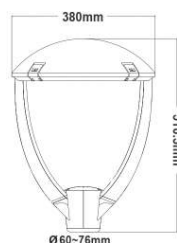
DIVEA2040L	230V AC	20W	4000K	2500lm	80° x 150°		1	72000hrs
DIVEA4040L		40W		5000lm				
DIVEA6040L		60W		7500lm				
DIVEA8040L		80W		10000lm				
DIVEA12040L		120W		12500lm				



A+G D 20W/40W/60W/80W **A+G E** 120W

FKPI / GREY / ŠEDÁ / СИВ (RAL9023)

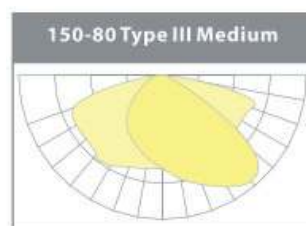
DIVEA2040U	230V AC	20W	4000K	2500lm	80° x 150°		1	72000hrs
DIVEA4040U		40W		5000lm				
DIVEA6040U		60W		7500lm				
DIVEA8040U		80W		10000lm				
DIVEA12040U		120W		12500lm				



20-60W
DIVEAM*

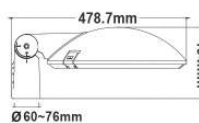


80-120W
DIVEA*



i Κατόπιν ζήτησης / Upon request
Na vyžádání / При поискване:

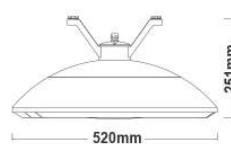
20W ~ 120W
3000K ~ 6000K
Class II
ASTRO DIM/PWM/DALI
145lm/w
NEMA & Smart control system
7 / 10 years warranty



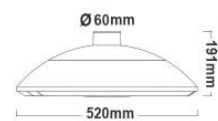
20-60W
DIVEA*B



80-120W
DIVEA*B



DIVEA*L



DIVEA*U

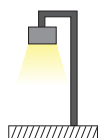
PAGODA



PAGODA

bridgelux
CHIP

Φωτιστικό πλατείας / οδικού
Park / street luminaire
Osvětlení veřejného prostranství
Парково / улично осветление



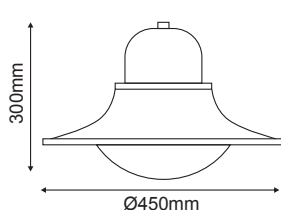
ΣΥΜΜΕΤΡΙΚΟΥ ΦΩΤΙΣΜΟΥ / SYMMETRIC LIGHTING / SYMETRIE OSVĚTLENÍ / СИМЕТРИЧЕН ОСВЕТЛЕНИЕ



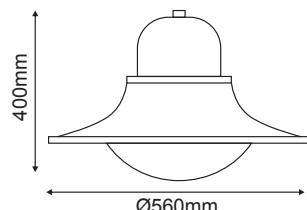
Icon: Padlock	Icon: Lightning bolt	Icon: Arc	Icon: Sun	Icon: Light bulb	Icon: Triangle	Icon: Wave	Icon: Box	Icon: Clock
PAGODA186040SY	230V AC	60W	4000K	6600lm	90°	Ra80	1	50000hrs
PAGODA186060SY			6000K	6900lm				
PAGODA196040SY			4000K	6600lm				
PAGODA196060SY			6000K	6900lm				

ΑΣΥΜΜΕΤΡΟΥ ΦΩΤΙΣΜΟΥ / ASYMMETRIC LIGHTING / ASYMETRICKÉ OSVĚTLENÍ / АСИМЕТРИЧЕН ОСВЕТЛЕНИЕ

Icon: Padlock	Icon: Lightning bolt	Icon: Arc	Icon: Sun	Icon: Light bulb	Icon: Triangle	Icon: Wave	Icon: Box	Icon: Clock
PAGODA186040AS	230V AC	60W	4000K	6600lm	150° x 90°	Ra80	1	50000hrs
PAGODA196040AS								



PAGODA1860**



PAGODA1960**





CITOR

Φωτιστικό πλατείας

Park luminaire

Osvětlení veřejného prostranství

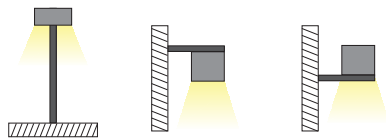
Парково осветление



DRIVER



CHIP

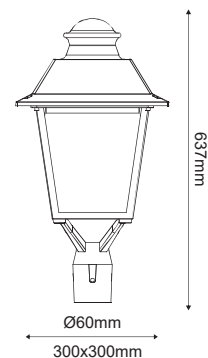
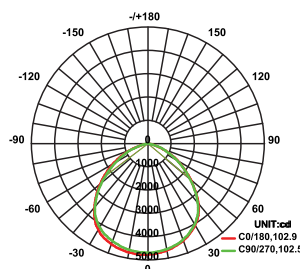


MAYPO / BLACK / ČERNÁ / ЧЕРНО (RAL9005)

CITOR3030T	230V AC	30W	3000K	4500lm	90°	Ra70	1	50000hrs
CITOR3040T			4000K					

i Κατόπιν ζήτησης / Upon request
Na vyzádání / При поискване:

Dimmable
Class II



TPLE



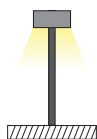
TPLE

Φωτιστικό πλατείας

Park luminaire

Osvětlení veřejného prostranství

Парково осветление



ΓΚΡΙ / GREY / ŠEDÁ / СИВ

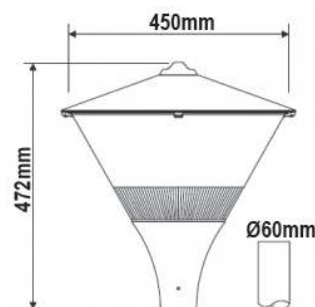
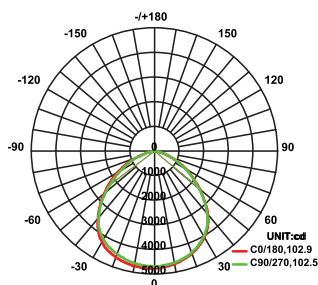


Icon	Icon	Icon	Icon	Icon	Icon	Icon	Icon	Icon
TPLE30NW	230V AC	30W	4000K	2700lm	120°	Ra70	1	50000hrs
TPLE40NW		40W		3600lm				



Κατόπιν ζήτησης / Upon request
 Na vyžádání / При поискване:

Semi-clear PC
 Dimmable 0-10V
 3000K ~ 6000K
 Ø72mm





FLORENCE

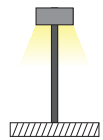
Φωτιστικό πλατείας

Park luminaire

Osvětlení veřejného prostranství

Парково осветление

MW
MEAN WELL
DRIVER
LUMILEDS
CHIP

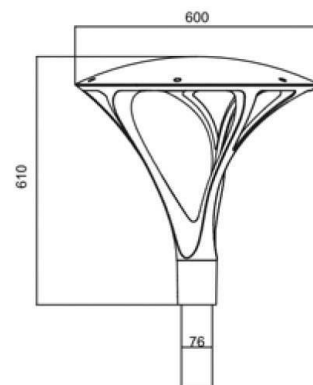
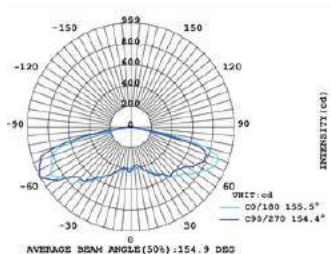


FKPI / GREY / ŠEDÁ / CIB

FLORENCE2040	230V AC	20W	4000K	1860lm	120°	Ra80	1	50000hrs
FLORENCE3040		30W		2790lm				
FLORENCE4040		40W		3700lm				
FLORENCE5040		50W		4650lm				
FLORENCE6040		60W		5600lm				

i Κατόπιν ζήτησης / Upon request
Na vyžádání / При поискване:

2700K ~ 6500K
Class II
Dimmable 0-10V
Asymetrical



VIVIDO



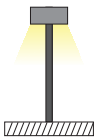
VIVIDO

Φωτιστικό πλατείας

Park luminaire

Osvětlení veřejného prostranství

Парково осветление



ΓΚΡΙ / GREY / ŠEDÁ / CIB (RAL7016)

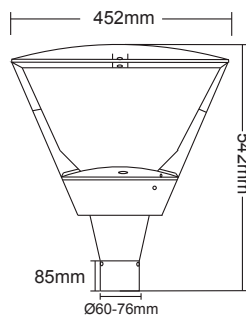


VIV4030	230V AC	40W	3000K	4800lm	90°	Ra70	1	50000hrs
VIV4040			4000K					
VIV6040		60W	4000K	7200lm				



Κατόπιν ζήτησης / Upon request
Na vyžádání / При поискване:

4000K ~ 5700K
Class II
Dimmable





ESTOR

Φωτιστικό πλατείας

Park luminaire

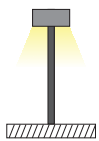
Osvětlení veřejného prostranství

Парково осветление



ADJUSTABLE
WATTAGE

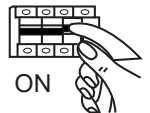
LUMILEDS
CHIP



OFF



30W / 40W / 50W
PRE-SETUP 50W



ON



ALU



GLS



SMD
LM80



DRIVER
IN



IK08



IP66



10kV

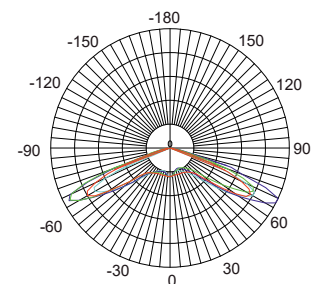
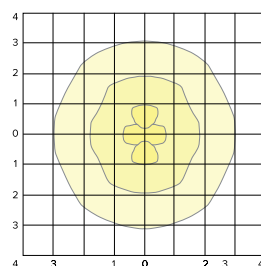
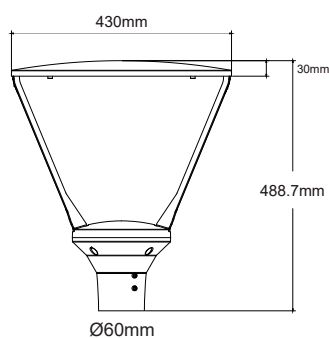



5

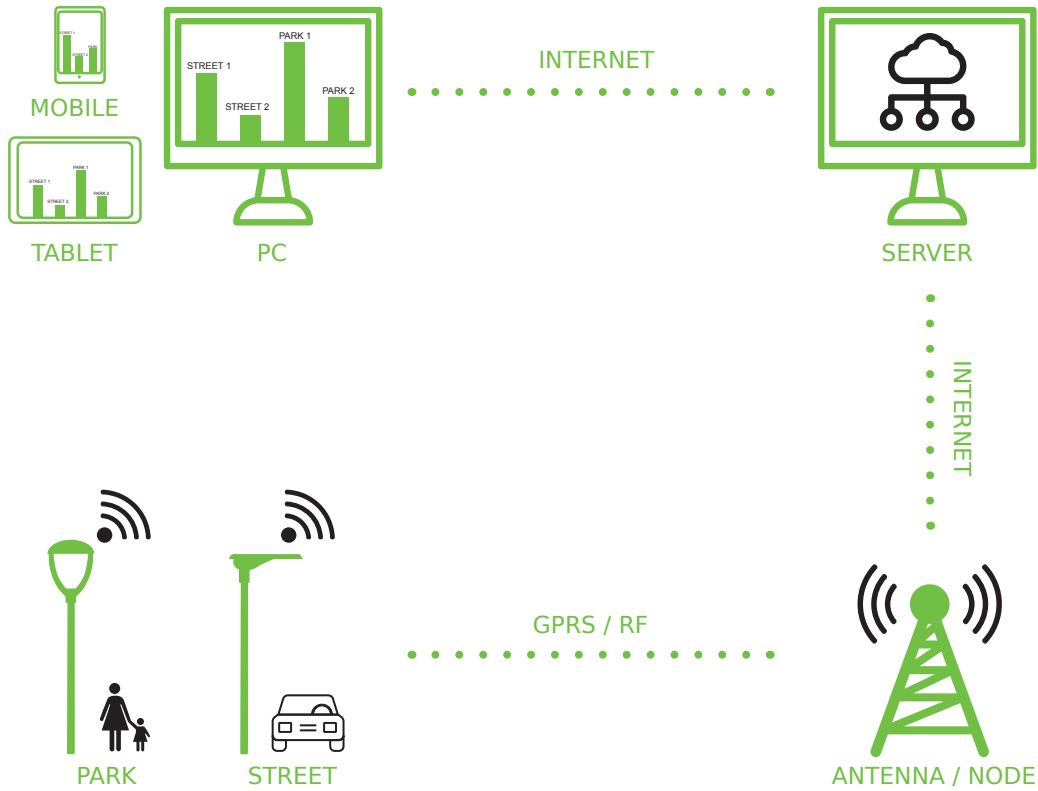



FKPI / GREY / ŠEDÁ / СИВ (RAL7016)

ESTOR34540	230V AC	30W 40W 50W	4000K	5100lm 6600lm 8000lm	140° x 140°	Ra70	1	50000hrs
------------	---------	-------------------	-------	----------------------------	-------------------	------	---	----------



ACA SMART LIGHTING CONTROL SYSTEM





PETRON

Φωτιστικό βενζινάδικου

Canopy luminaire

Osvětlení čerpacích stanic

Осветление на бензостанция

i Κατόπιν ζήτησης / Upon request
 Na vyzádání / При поискване:

Προσαρμοσμένο μέγεθος / Customize size



ΛΕΥΚΟ / WHITE / БІЛÁ / БЯЛО



ΟΡΟΦΗΣ / CEILING

410x410x65mm

Icon: Bag	Icon: Lightning	Icon: Umbrella	Icon: Sun	Icon: Light Bulb	Icon: Triangle	Icon: Wave	Icon: Box	Icon: Clock
PET12030C4141	230V AC	120W	3000K	12000lm	90°	Ra80	1	50000hrs
PET12040C4141			4000K	13200lm				
PET12060C4141			6000K	13800lm				

ΟΡΟΦΗΣ / CEILING

510x510x65mm

Icon: Bag	Icon: Lightning	Icon: Umbrella	Icon: Sun	Icon: Light Bulb	Icon: Triangle	Icon: Wave	Icon: Box	Icon: Clock
PET12030C5151	230V AC	120W	3000K	12000lm	90°	Ra80	1	50000hrs
PET12040C5151			4000K	13200lm				
PET12060C5151			6000K	13800lm				

ΟΡΟΦΗΣ / CEILING

640x460x65mm

Icon: Bag	Icon: Lightning	Icon: Umbrella	Icon: Sun	Icon: Light Bulb	Icon: Triangle	Icon: Wave	Icon: Box	Icon: Clock
PET12030C6446	230V AC	120W	3000K	12000lm	90°	Ra80	1	50000hrs
PET12040C6446			4000K	13200lm				
PET12060C6446			6000K	13800lm				

PETRON



ΛΕΥΚΟ / WHITE / BÍLÁ / БЯЛО

ΧΩΝΕΥΤΟ / RECESSED

410x410x40mm

PET12030R4141	230V AC	120W	3000K	12000lm	90°	Ra80	1	50000hrs
PET12040R4141			4000K	13200lm				
PET12060R4141			6000K	13800lm				

ΧΩΝΕΥΤΟ / RECESSED


510x510x40mm

PET12030R5151	230V AC	120W	3000K	12000lm	90°	Ra80	1	50000hrs
PET12040R5151			4000K	13200lm				
PET12060R5151			6000K	13800lm				

ΧΩΝΕΥΤΟ / RECESSED

640x460x40mm

PET12030R6446	230V AC	120W	3000K	12000lm	90°	Ra80	1	50000hrs
PET12040R6446			4000K	13200lm				
PET12060R6446			6000K	13800lm				



FORT

Module



FORT60*0SY

FORT6040AS

ALU
 PC
 SMD LM80
 DRIVER IN
 IK08
 IP66
 2kV
 5
 bridgelux CHIP



ΣΥΜΜΕΤΡΙΚΟΥ ΦΩΤΙΣΜΟΥ / SYMMETRIC LIGHTING / SYMETRICKÉ OSVĚTLENÍ / СИМЕТРИЧЕН ОСВЕТЛЕНИЕ


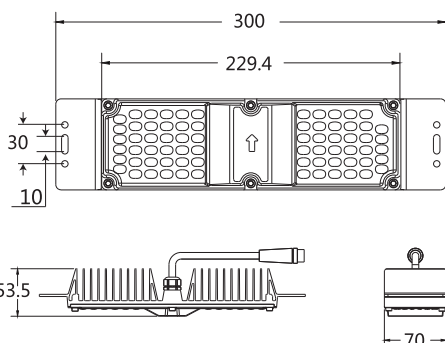
FORT6030SY	230V AC	60W	3000K	6000lm	90°	Ra80	1/12	50000hrs
FORT6040SY			4000K	6600lm				
FORT6060SY			6000K	6900lm				

ΑΣΥΜΜΕΤΡΟΥ ΦΩΤΙΣΜΟΥ / ASYMMETRIC LIGHTING / ASYMETRICKÉ OSVĚTLENÍ / АСИМЕТРИЧЕН ОСВЕТЛЕНИЕ

FORT6030AS	230V AC	60W	3000K	6000lm	150° x 90°	Ra80	1/12	50000hrs
FORT6040AS			4000K	6600lm				
FORT6060AS			6000K	6900lm				



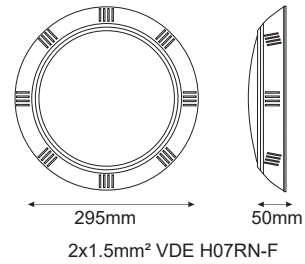
FORTFCFE	2pin θηλυκός ταχυσύνδεσμος / Female fast connector 2pin rychlospojka ženská / Захранващ конектор FORT



ALBA



3000K
4000K
6000K



ΛΕΥΚΟ / WHITE
BÍLÁ / БЯЛО

Model	Power	Beam Angle	Color Temp	Light Output	Beam Spread	Beam Spread	Beam Spread	Beam Spread
ALBA25WW	12V AC/DC	25W	3000K	2000lm	90°	Ra80	1/10	30000hrs
ALBA25NW			4000K	2030lm				
ALBA25CW			6000K	2100lm				
ALBA25RGB	12V AC		RGB	-				

i ALBA25RGB → 12V AC Toroid transformer

ALBA ΕΞΑΡΤΗΜΑΤΑ / ACCESSORIES / PŘÍSLUŠENSTVÍ / АКЦЕСОАРИ 10m

Model	Description	Quantity
PLRGBREM	RF RGB remote controller ALBA25 Max 20 pcs	*1xA23 (12V)



*Δεν συμπεριλαμβάνεται η μπαταρία / Battery is not included / Baterie nejsou součástí dodávky / Батериите не са вклучени

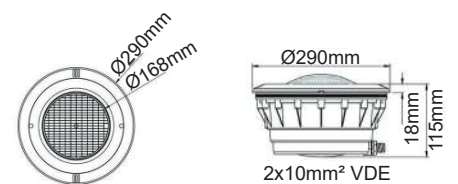
Model	Power	Power	Description
TR10512	230V AC → 12V AC	105W	Toroid transformer
TR15012		150W	
TR20012		200W	



i Μέγιστο φορτίο 80% / Maximum load 80% / Maximální zatížení 80% / Максимално натоварване 80%

ABS IP68 2m PAR56 ΧΩΝΕΥΤΟ / RECESSED / ZAPUŠTĚNÉ / ВДАДЕН

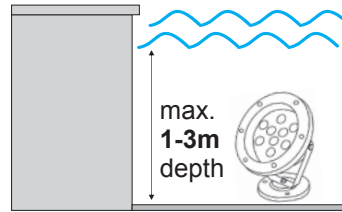
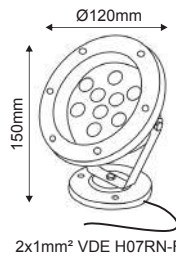
Model	Description
PAR56HO	LED LAMPS PAR5615 & PAR5637





AQUET

Φωτιστικό συντριβανιού
Fountain luminaire
Fontánové svítidlo
Осветително тяло за фонтан



Product	Power	Beam Angle	Color	Lumen	Beam Spread	Beam Angle	Beam Angle	Beam Angle	Beam Angle
AQUET630	12V AC/DC	6W	3000K	400lm	60°	Ra80	1/16	30000hrs	
AQUET660			6000K	450lm					
AQUET6B			Blue	400lm					
AQUET6RGB	12V AC		RGB	-					

i AQUET6RGB → 12V AC Toroid transformer



AQUET ΕΞΑΡΤΗΜΑΤΑ / ACCESSORIES / PŘÍSLUŠENSTVÍ / AKCECOAPI



Product	Description	Quantity
PLRGBREM	RF RGB remote controller AQUET Max 20 pcs	*1xA23 (12V)

*Δεν συμπεριλαμβάνεται η μπαταρία / Battery is not included
Baterie nejsou součástí dodávky / Батериите не са вклучени



Product	Power	Power	Description
TR10512	230V AC → 12V AC	105W	Toroid transformer
TR15012		150W	
TR20012		200W	

i Μέγιστο φορτίο 80% / Maximum load 80% / Maximální zatížení 80% / Максимално натоварване 80%

KERT



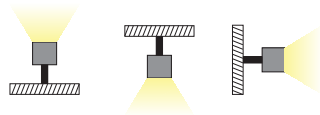
KERT

Φωτιστικό κήπου

Garden luminaire

Zahradní svítidlo

Осветително тяло за градинска



ΛΕΥΚΟ / WHITE / BÍLÁ / БЯЛО

KERT630W	230V AC	6W	3000K	480lm	120°	Ra80	1/20	30000hrs	
KERT660W			6000K	500lm					



MAYPO / BLACK / ČERNÁ / ЧЕРНО

KERT630B	230V AC	6W	3000K	480lm	120°	Ra80	1/20	30000hrs
KERT660B			6000K	500lm				



ΓΚΡΙ / GREY / ŠEDÁ / СІВ

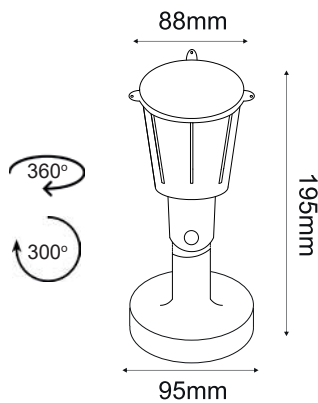
KERT630G	230V AC	6W	3000K	480lm	120°	Ra80	1/20	30000hrs
KERT660G			6000K	500lm				

KERT ΕΞΑΡΤΗΜΑΤΑ / ACCESSORIES / PŘÍSLUŠENSTVÍ / АКЦЕСОАРИ

KERTCOV	Πράσινος - πορτοκαλί - μωβ φακός / Green - orange - purple lens Zelená - oranžová - fialová čočka / Зелена - оранжево - лилава леща



KERTCOV



DORA

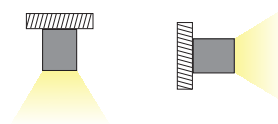


DORA

- PC
- PC
- SMD LM80
- DRIVER IN
- IK08
- IP65
- 30cm
- 2
- 5%
- A ↑ G F



ΛΕΥΚΟ / WHITE
BÍLÁ / БЯЛО

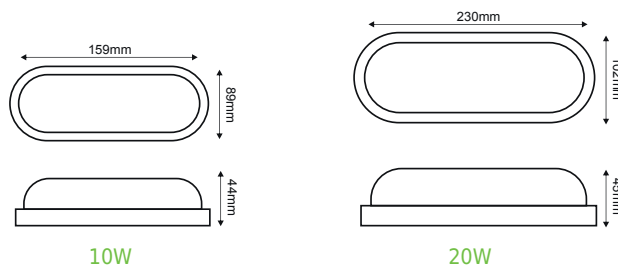


Icon: Lock	Icon: Lightning	Icon: Fan	Icon: Sun	Icon: Light Bulb	Icon: Triangle	Icon: Wave	Icon: Box	Icon: Clock
DORA1030W	230V AC	10W	3000K	900lm	110°	Ra80	1/50	30000hrs
DORA1040W			4000K	930lm				
DORA1060W			6000K	950lm				
DORA2030W		20W	3000K	1700lm				
DORA2040W			4000K	1750lm				
DORA2060W			6000K	1800lm				



ΜΑΥΡΟ / BLACK
ČERNÁ / ЧЕРНО

Icon: Lock	Icon: Lightning	Icon: Fan	Icon: Sun	Icon: Light Bulb	Icon: Triangle	Icon: Wave	Icon: Box	Icon: Clock
DORA1030B	230V AC	10W	3000K	900lm	110°	Ra80	1/50	30000hrs
DORA1040B			4000K	930lm				
DORA1060B			6000K	950lm				
DORA2030B		20W	3000K	1700lm				
DORA2040B			4000K	1750lm				
DORA2060B			6000K	1800lm				



10W

20W

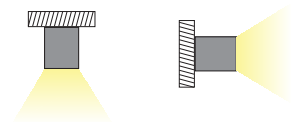


DARIA

- PC
- PC
- SMD LM80
- DRIVER IN
- IK08
- IP65
- 30cm
- 2
- 5%
- A+ F



ΛΕΥΚΟ / WHITE
BÍLÁ / БЯЛО



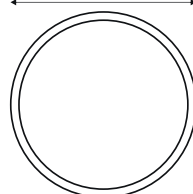
DARIA2030W	230V AC	20W	3000K	1700lm	110°	Ra80	1/40	30000hrs
DARIA2040W			4000K	1750lm				
DARIA2060W			6000K	1800lm				



ΜΑΥΡΟ / BLACK
ČERNÁ / ЧЕРНО

DARIA2030B	230V AC	20W	3000K	1700lm	110°	Ra80	1/40	30000hrs
DARIA2040B			4000K	1750lm				
DARIA2060B			6000K	1800lm				

Ø209mm

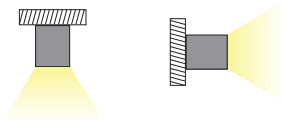


5mm

MINA



MINA

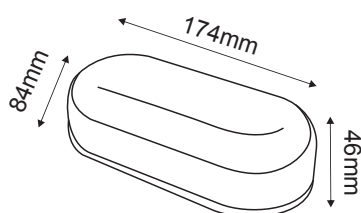


- PC
- PC
- SMD LM80
- DRIVER IN
- IK08
- IP66
- 2
- 5%
- A↑G
- F



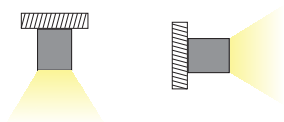
ΛΕΥΚΟ / WHITE
BÍLÁ / БЯЛО

MINA1230	230V AC	12W	3000K	1020lm	180°	Ra80	1/50	30000hrs
MINA1240			4000K	1070lm				
MINA1260			6000K	1110lm				



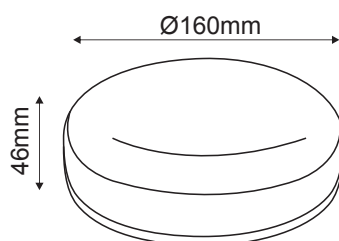


MADA



ΛΕΥΚΟ / WHITE
БІЛА / БЯЛО

MADA1230	230V AC	12W	3000K	1020lm	180°	Ra80	1/50	30000hrs
MADA1240			4000K	1070lm				
MADA1260			6000K	1110lm				



SLIM



SLIM



ΛΕΥΚΟ / WHITE / BÍLÁ / БЯЛО

Icon: Bag	Icon: Lightning	Icon: Umbrella	Icon: Sun	Icon: Light Bulb	Icon: Triangle	Icon: Wavy	Icon: Box	Icon: Clock
SLIM01NW	230V AC	4W	3000K	310lm	110°	Ra80	1/40	30000hrs
SLIM02NW		2W		100lm	60°			
SLIM22W		6W		350lm	110°		1/20	
SLIM31NW		4W		290lm				
SLIM32NW		2W		100lm	80°		1/30	
SLIM41W		3W		200lm	55°			
SLIM42W		3W		200lm	60°		1/40	
SLIM51NW		4W		270lm	110°			
SLIM52NW		2W		100lm	55°			



SLIM01NW



SLIM22W



SLIM41W



SLIM51NW



SLIM02NW



SLIM31NW



SLIM42W



SLIM52NW



SLIM32NW

MAYPO / BLACK / ČERNÁ / ЧЕРНО

SLIM31NB	230V AC	4W	3000K	290lm	110°	Ra80	1/30	30000hrs
SLIM32NB		2W		100lm	80°			
SLIM51NB		4W		270lm	110°		1/40	
SLIM52NB		2W		100lm	55°			



SLIM31NB



SLIM32NB



SLIM51NB



SLIM52NB

ГКПИ / GREY / ŠEDÁ / СИВ

SLIM01N	230V AC	4W	3000K	310lm	110°	Ra80	1/40	30000hrs
SLIM02N		2W		100lm	60°			
SLIM22		6W		350lm	110°		1/20	
SLIM31N		4W		290lm				
SLIM32N		2W		100lm	80°		1/30	
SLIM41		3W		200lm	55°			
SLIM42		3W		200lm	60°			
SLIM51N		4W		270lm	110°		1/40	
SLIM52N		2W		100lm	55°			



SLIM01N



SLIM22



SLIM41



SLIM51N



SLIM02N



SLIM31N



SLIM42












SLIM32N



SLIM52N

SLIM

ΣΚΟΥΡΟ ΓΚΡΙ / DARK GREY / TMAVÁ ŠEDÁ / ТЪМНО СИВО

								
SLIM31NDG	230V AC	4W	3000K	290lm	110°	Ra80	1/30	30000hrs
SLIM32NDG		2W		100lm	80°			
SLIM51NDG		4W		270lm	110°		1/40	
SLIM52NDG		2W		100lm	55°			



SLIM31NDG



SLIM32NDG












SLIM51NDG



SLIM52NDG

ΣΚΟΥΡΙΑ / RUST / REZ / РЪЖДА

								
SLIM01NR	230V AC	4W	3000K	310lm	110°	Ra80	1/40	30000hrs
SLIM02NR		2W		100lm	60°			
SLIM22R		6W		350lm	110°		1/20	
SLIM31NR		4W		290lm				
SLIM32NR		2W		100lm	80°		1/30	
SLIM41R		3W		200lm	55°			
SLIM42R					60°			
SLIM51NR		4W		270lm	110°		1/40	
SLIM52NR		2W		100lm	55°			



SLIM01NR



SLIM22R



SLIM41R



SLIM51NR



SLIM02NR



SLIM31NR



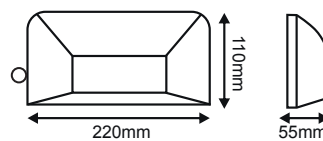
SLIM42R



SLIM52NR



SLIM32NR



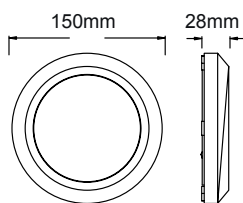
5sec~8min



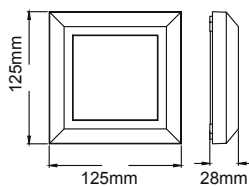
8m / 160°

FKPI / GREY / ŠEDÁ / CIB

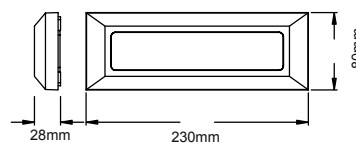
SLIM22PIR	230V AC	6W	3000K	350lm	110°	Ra80	1/20	30000hrs



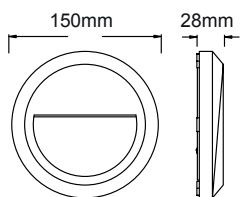
SLIM01*



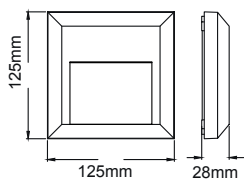
SLIM51*



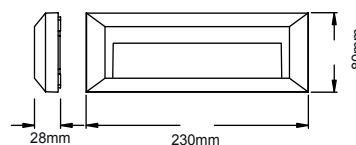
SLIM31*



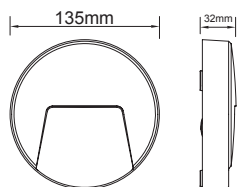
SLIM02*



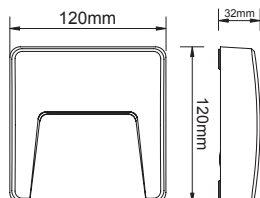
SLIM52*



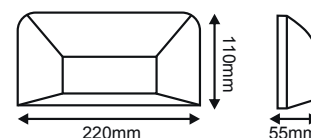
SLIM32*




SLIM41*



SLIM42*



SLIM22*



PCB MODULES 4000K

PCBSLIM01N40	230V AC	4W	4000K	330lm	SLIM01N*	Ra80	30000hrs
PCBSLIM02N40		2W		110lm	SLIM02N*		
PCBSLIM2240		6W		380lm	SLIM22*		
PCBSLIM31N40		4W		310lm	SLIM31N*		
PCBSLIM32N40		2W		110lm	SLIM32N*		
PCBSLIM4140		3W		220lm	SLIM41*		
PCBSLIM4240					SLIM42*		
PCBSLIM51N40		4W		290lm	SLIM51N*		
PCBSLIM52N40	2W	110lm	SLIM52N*				

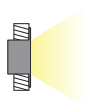
PAS



PAS

- ABS+PC
- PC
- SMD LM80
- DRIVER IN
- IK08
- IP54
- 2
- 5%
- A G F

i Διαθέτει κυτίο τοποθέτησης / Installation box included /
 Součást balení je instalační krabice / Включена е инсталационна кутия



*WS



*WP



ΛΕΥΚΟ / WHITE / БІЛА / БЯЛО

PAS230WS	230V AC	2W	3000K	90lm	120°	Ra80	1/50	30000hrs
PAS260WS			6000K	100lm				
PAS230WP			3000K	90lm				
PAS260WP			6000K	100lm				



ΓΚΡΙ / GREY / ŠEDÁ / СИВ

PAS230GS	230V AC	2W	3000K	90lm	120°	Ra80	1/50	30000hrs
PAS260GS			6000K	100lm				
PAS230GP			3000K	90lm				
PAS260GP			6000K	100lm				



ΣΚΟΥΡΙΑ / RUST / REZ / ΡЪЖДА

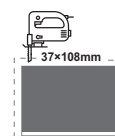
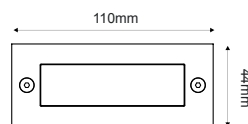
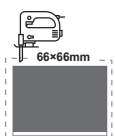
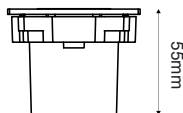
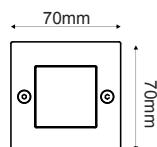
PAS230RS	230V AC	2W	3000K	90lm	120°	Ra80	1/50	30000hrs
PAS260RS			6000K	100lm				
PAS230RP			3000K	90lm				
PAS260RP			6000K	100lm				



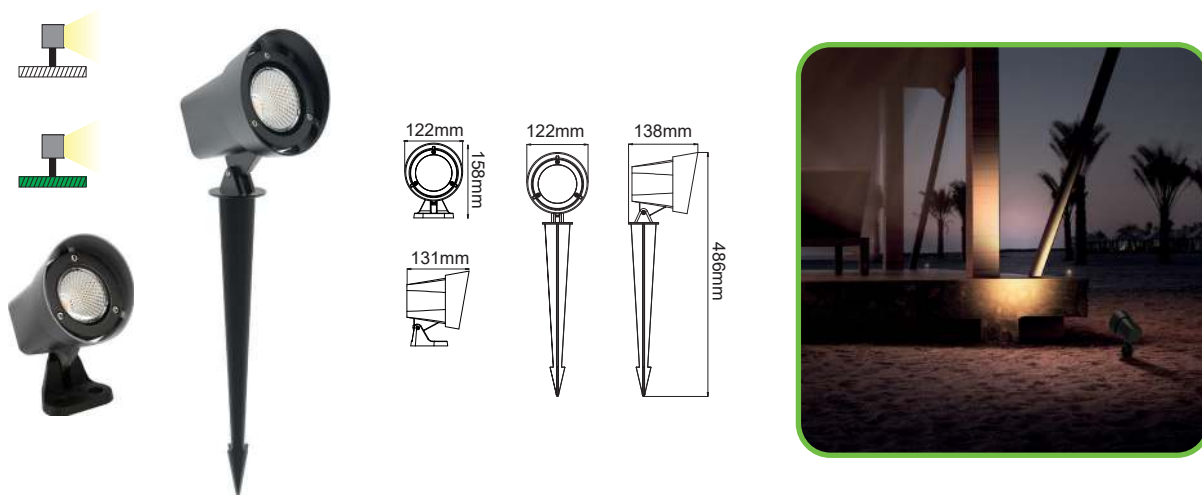
ΝΙΚΕΛ ΜΑΤ / NICKEL MATT / MATNÝ NIKL / ΝΙΚΕΛ ΜΑΤΙΡΑΝΑ

PAS230NMS	230V AC	2W	3000K	90lm	120°	Ra80	1/50	30000hrs
PAS260NMS			6000K	100lm				
PAS230NMP			3000K	90lm				
PAS260NMP			6000K	100lm				

STL+PC



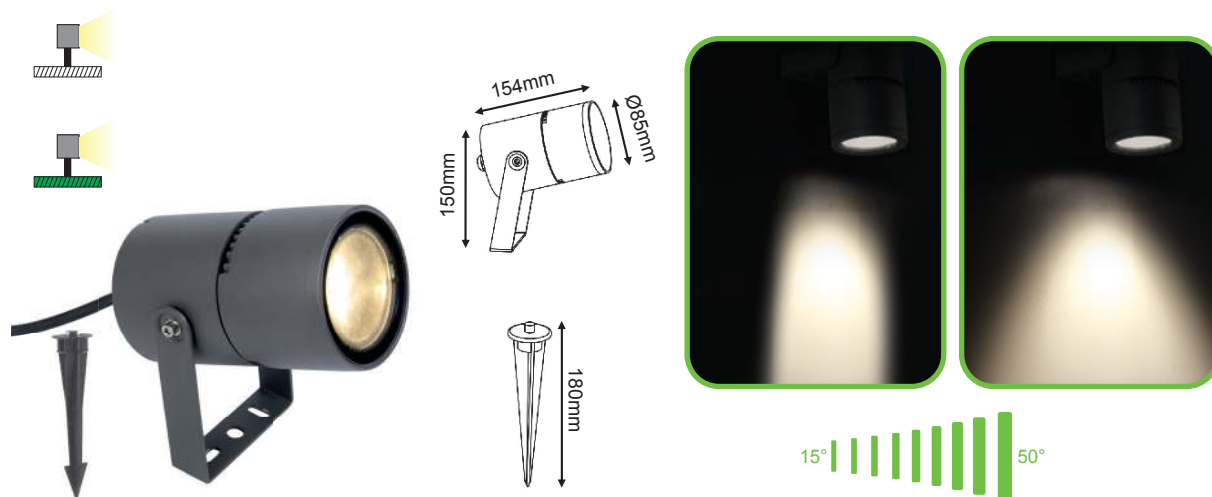
AVY



ΣΚΟΥΡΟ ΓΚΡΙ / DARK GREY
 ТМАВĂ ŠEDĂ / ТЪМНО СИВО

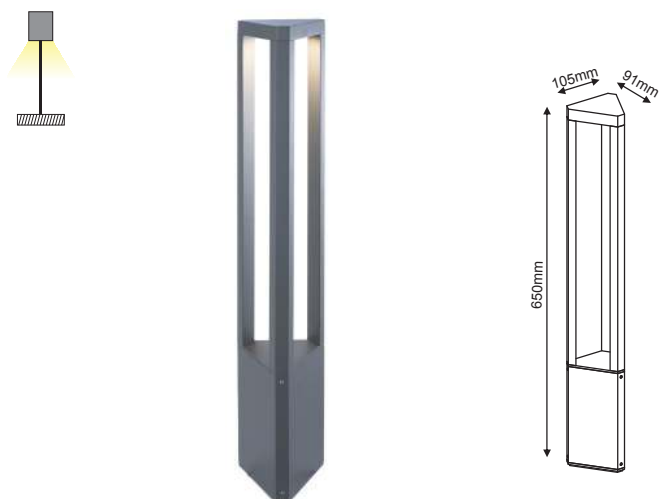
LG9202G	230V AC	19W	3000K	1400lm	40°	Ra80	1/12	30000hrs

LOTOS



ΣΚΟΥΡΟ ΓΚΡΙ / DARK GREY
 ТМАВĂ ŠEDĂ / ТЪМНО СИВО

LG2101G	230V AC	9W	3000K	300lm	15-50°	Ra80	1/10	30000hrs



ΣΚΟΥΡΟ ΓΚΡΙ / DARK GREY
 ΤΜΑΒΑ ΣΕΔΑ / ΤΜΗΟ ΣΙΒΟ

LG1223G-650	230V AC	8W	3000K	420lm	45°	Ra80	1/6	30000hrs

RIFI



ΣΚΟΥΡΟ ΓΚΡΙ / DARK GREY
 ΤΜΑΒΑ ΣΕΔΑ / ΤΜΗΟ ΣΙΒΟ

LG1312G-495	230V AC	8W	3000K	180lm	90°	Ra80	1/5	30000hrs

AVENO



- ALU
- GLS
- COB LM80
- DRIVER IN
- IP65
- 2
- A ↑ G
- E

ΣΚΟΥΡΟ ΓΚΡΙ / DARK GREY
 ΤΜΑΒΑ ΞΕΔΑ / ΤΥΜΗΟ ΣΙΒΟ

LG2371G-800	230V AC	5W	3000K	240lm	50°	Ra80	1/4	30000hrs

LAVAL WALL

LAVAL POST

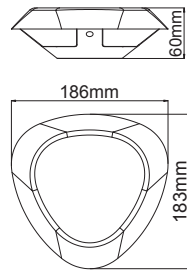


- ALU
- GLS
- COB LM80
- DRIVER IN
- IP54
- 2
- LUMINUS
- A ↑ G
- E

ΣΚΟΥΡΟ ΓΚΡΙ / DARK GREY
 ΤΜΑΒΑ ΞΕΔΑ / ΤΥΜΗΟ ΣΙΒΟ

LG3271G	230V AC	9W	3000K	200lm	79°	Ra80	1/6	30000hrs
LG3271G-550							1/4	

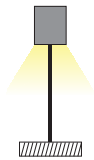
BERKA WALL



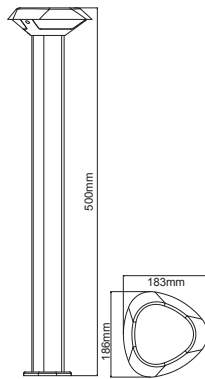
ΣΚΟΥΡΟ ΓΚΡΙ / DARK GREY
ТМАВĂ ŠEDĂ / ТЪМНО СИВО

LG3804G	230V AC	7W	3000K	520lm	330°	Ra80	1/16	30000hrs

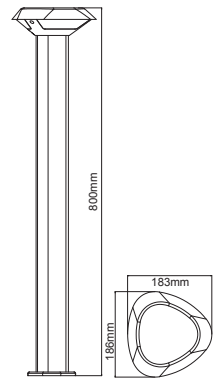
BERKA POST



LG3802G-500



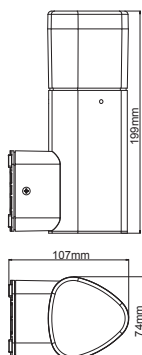
LG3803G-800



ΣΚΟΥΡΟ ΓΚΡΙ / DARK GREY
ТМАВĂ ŠEDĂ / ТЪМНО СИВО

LG3802G-500	230V AC	7W	3000K	520lm	330°	Ra80	1/4	30000hrs
LG3803G-800								

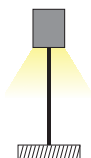
EDEN WALL



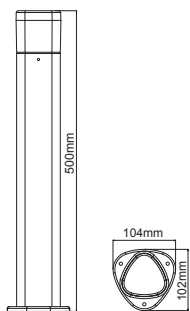
ΣΚΟΥΡΟ ΓΚΡΙ / DARK GREY
ТМАВА ШЕДÁ / ТЪМНО СИВО

Product Code	Voltage	Power	Color Temp	Beam Angle	Light Output	Beam Spread	Beam Spread	Beam Spread	Beam Spread
LG3704G	230V AC	7W	3000K	410lm	340°	Ra80	1/16	30000hrs	

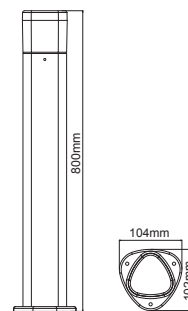
EDEN POST



LG3702G-500



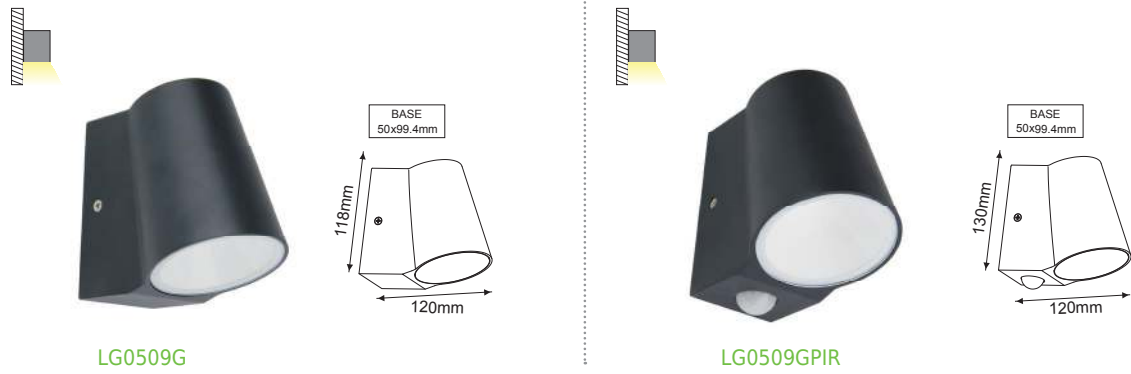
LG3703G-800



ΣΚΟΥΡΟ ΓΚΡΙ / DARK GREY
ТМАВА ШЕДÁ / ТЪМНО СИВО

Product Code	Voltage	Power	Color Temp	Beam Angle	Light Output	Beam Spread	Beam Spread	Beam Spread	Beam Spread
LG3702G-500	230V AC	7W	3000K	410lm	340°	Ra80	1/9	30000hrs	
LG3703G-800									

SIMORE WALL



LG0509G

LG0509GPIR



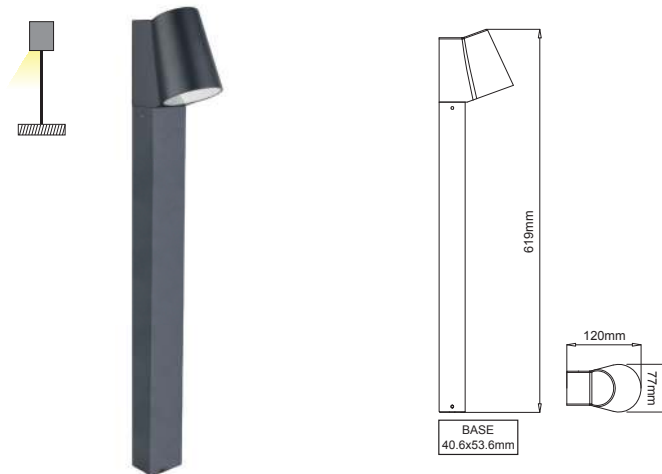
ΣΚΟΥΡΟ ΓΚΡΙ / DARK GREY
ΤΜΑΒÁ ŠEDÁ / ΤΜΗΟ ΣΙΒΟ

LG0509G	230V AC	6W	3000K	400lm	100°	Ra80	1/12	30000hrs



LG0509GPIR	230V AC	6W	3000K	400lm	100°	Ra80	1/12	30000hrs

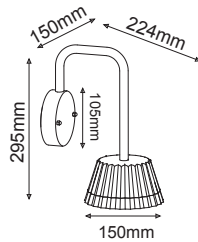
SIMORE POST



ΣΚΟΥΡΟ ΓΚΡΙ / DARK GREY
ΤΜΑΒÁ ŠEDÁ / ΤΜΗΟ ΣΙΒΟ

LG0510G-620	230V AC	6W	3000K	400lm	100°	Ra80	1/4	30000hrs

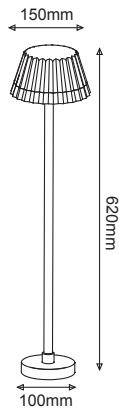
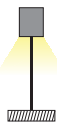
VIANA WALL



ΣΚΟΥΡΟ ΓΚΡΙ / DARK GREY
ΤΜΑΒÁ ŠEDÁ / ΤΜΗΟ СИВО

LG2122G	230V AC	10W	3000K	400lm	85°	Ra80	1/6	30000hrs

VIANA POST



ΣΚΟΥΡΟ ΓΚΡΙ / DARK GREY
ΤΜΑΒÁ ŠEDÁ / ΤΜΗΟ СИВО

LG2122G-600	230V AC	10W	3000K	400lm	130°	Ra80	1/6	30000hrs



CEM GLS SMD LM80 DRIVER IN IP65 2 CREE A ↑ G F

	⚡	☔	☀️	🌞	⚓	📶	📦	🕒
MK6026W	230V AC	10W	3000K	850lm	120°	Ra80	1	30000hrs
MK6026B								
MK6027W								
MK6027B								

CHARES POST



CEM GLS COB LM80 DRIVER IN IP65 2 CREE A ↑ G G

	⚡	☔	☀️	🌞	⚓	📶	📦	🕒
MK019W-510	230V AC	5W	3000K	150lm	210°	Ra80	1	30000hrs
MK019B-510				130lm				

CHARES WALL-S



ΛΕΥΚΟ / WHITE
BÍLÁ / БЯЛ



MK063220W

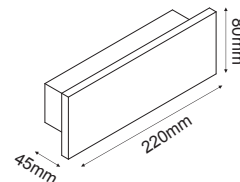
CEMENT



MAYPO / BLACK
ČERNÁ / ЧЕРНО



MK063220B



CEM
 ACR
 SMD LM80
 DRIVER IN
 IP65
 2
 OSRAM Opto Semiconductors
 A G E

MK063220W	230V AC	8W	3000K	540lm	200°	Ra80	1 / 12	30000hrs	
MK063220B				480lm					

CHARES WALL-L



ΛΕΥΚΟ / WHITE
BÍLÁ / БЯЛ



MK063400W

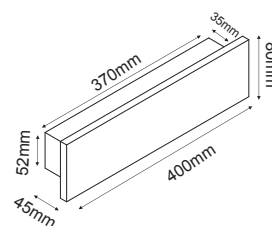
CEMENT



MAYPO / BLACK
ČERNÁ / ЧЕРНО

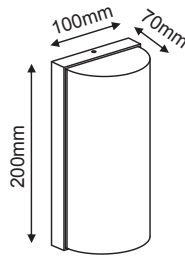


MK063400B



CEM
 ACR
 SMD LM80
 DRIVER IN
 IP65
 2
 OSRAM Opto Semiconductors
 A G F

MK063400W	230V AC	12W	3000K	760lm	200°	Ra80	1 / 12	30000hrs	
MK063400B				660lm					



ALU PC SMD LM80 DRIVER IN IP65 2 **EPISTAR** A+G

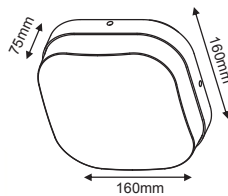
ΣΚΟΥΡΟ ΓΚΡΙ / DARK GREY
 ΤΜΑΒΑ ΣΕΔΑ / ΤΥΜΗΟ СИВО

LG1322G	230V AC	10W	3000K	560lm	138°	Ra80	1/10	30000hrs

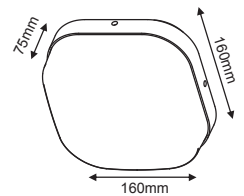
FABIO



LG3862G



LG3861G

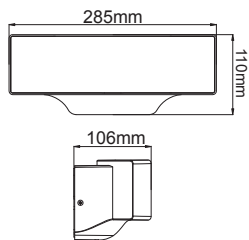


ALU PC SMD LM80 DRIVER IN IP65 2 **EPISTAR** A+G F

ΣΚΟΥΡΟ ΓΚΡΙ / DARK GREY
 ΤΜΑΒΑ ΣΕΔΑ / ΤΥΜΗΟ СИВО

LG3862G	230V AC	10W	3000K	170lm	67°	Ra80	1/10	30000hrs
LG3861G				630lm	120°			

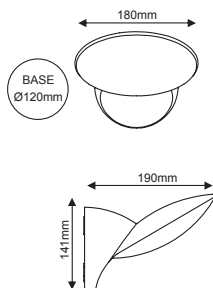
ARAS



ΣΚΟΥΡΟ ΓΚΡΙ / DARK GREY
 ΤΜΑΒΑ ΣΕΔΑ / ΤΜΗΟ ΣΙΒΟ

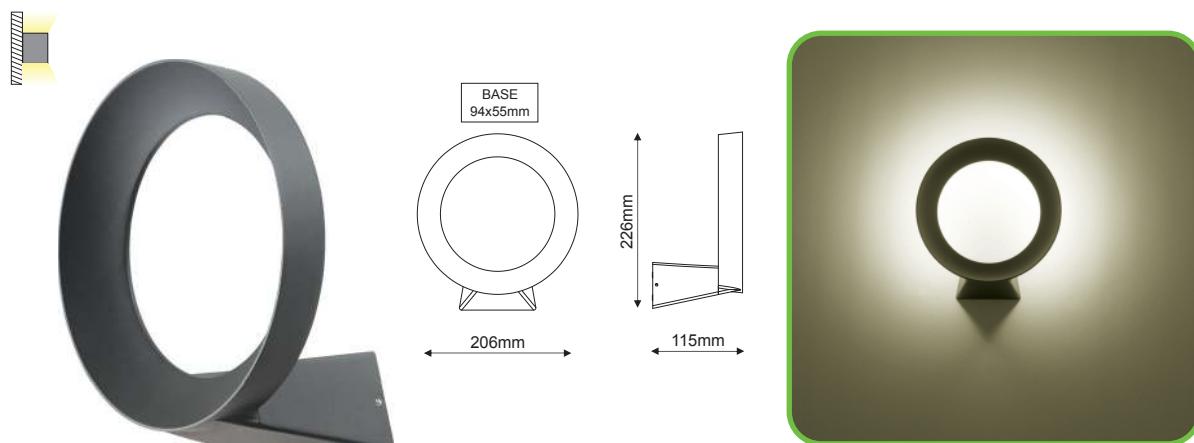
LG7105G	230V AC	13W	3000K	710lm	110°	Ra80	1/8	30000hrs

ACRI



ΣΚΟΥΡΟ ΓΚΡΙ / DARK GREY
 ΤΜΑΒΑ ΣΕΔΑ / ΤΜΗΟ ΣΙΒΟ

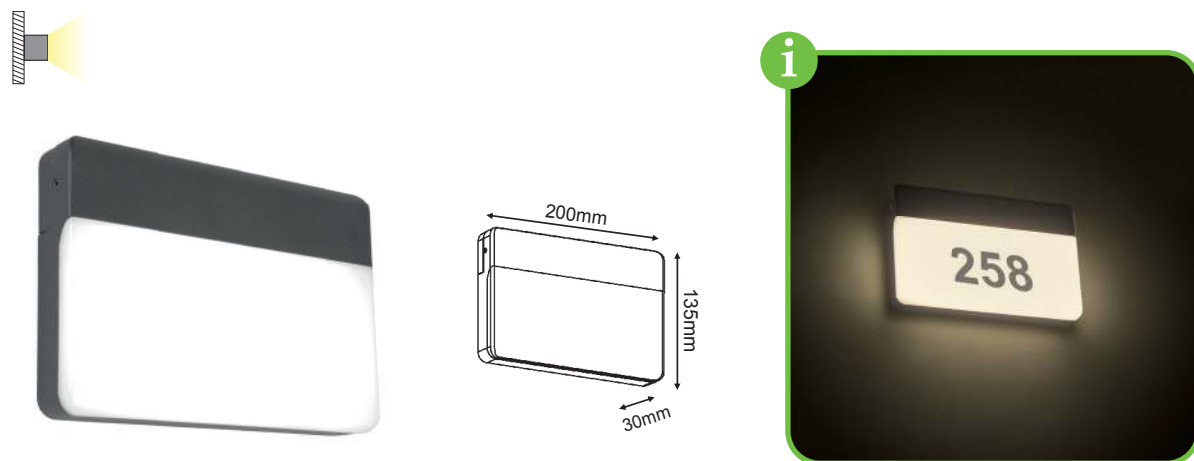
LG2332G	230V AC	14W	3000K	630lm	110°	Ra80	1/12	30000hrs



ΣΚΟΥΡΟ ΓΚΡΙ / DARK GREY
ΤΜΑΒÁ ŠEDÁ / ТЪМНО СИВО

LG0901G	230V AC	8W	3000K	220lm	110°	Ra80	1/10	30000hrs

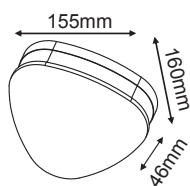
YUTA



ΣΚΟΥΡΟ ΓΚΡΙ / DARK GREY
ΤΜΑΒÁ ŠEDÁ / ТЪМНО СИВО

LG1329G	230V AC	13W	3000K	650lm	120°	Ra80	1/10	30000hrs

RUBI

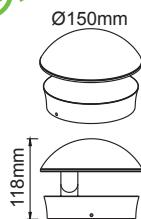


ALU
 PC
 SMD LM80
 DRIVER IN
 IP65
 2
 EPISTAR
 A↑G
 F

ΣΚΟΥΡΟ ΓΚΡΙ / DARK GREY
 ΤΜΑΒÁ ŠEDÁ / ΤΉΜΗΟ ΣΙΒΟ

LG1372G	230V AC	10W	3000K	320lm	68°	Ra80	1/10	30000hrs

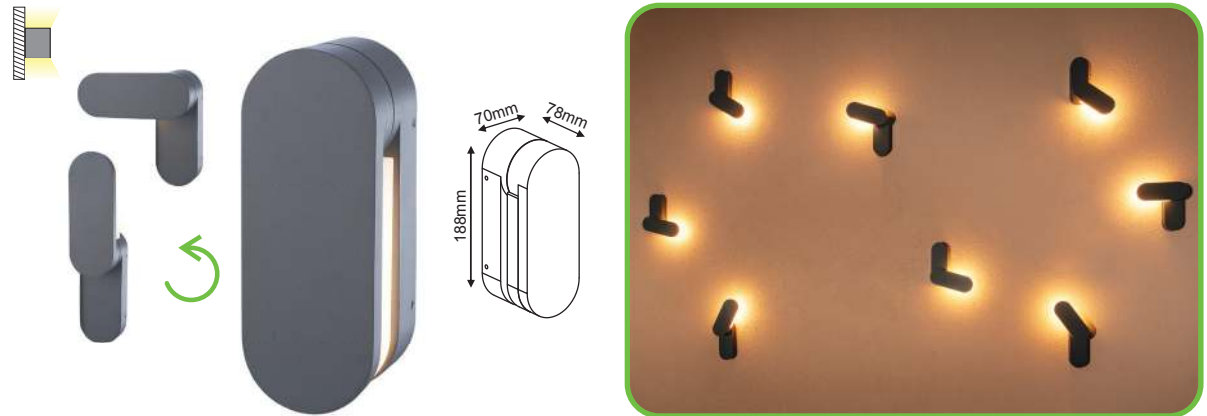
GABI



ALU
 PMMA
 SMD LM80
 DRIVER IN
 IP54
 2
 EVERLIGHT
 A↑G
 G

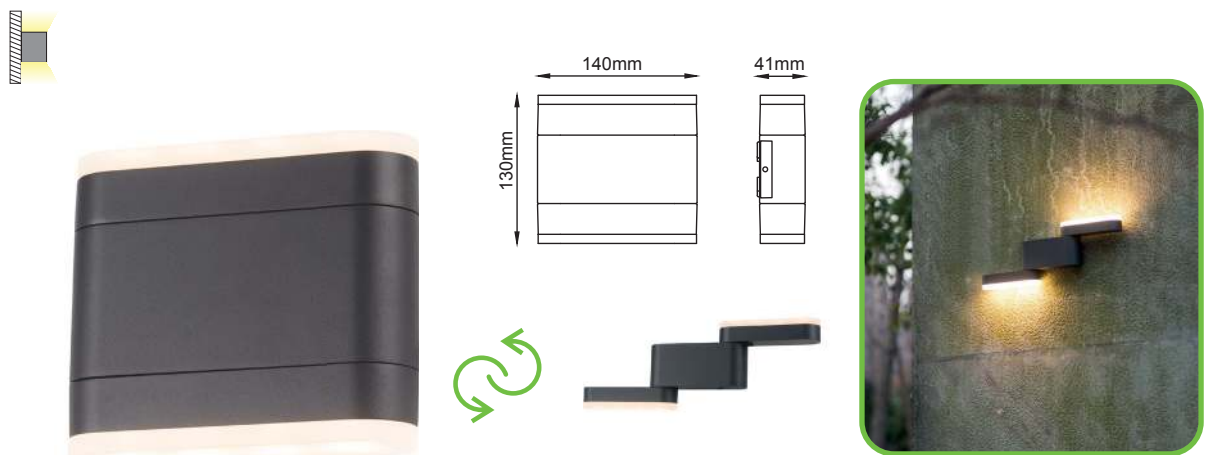
ΣΚΟΥΡΟ ΓΚΡΙ / DARK GREY
 ΤΜΑΒÁ ŠEDÁ / ΤΉΜΗΟ ΣΙΒΟ

LG1671G	230V AC	13W	3000K	480lm	100°	Ra80	1/20	30000hrs



ΣΚΟΥΡΟ ΓΚΡΙ / DARK GREY
ΤΜΑΒÁ ŠEDÁ / ΤΉΜΗΟ ΣΙΒΟ

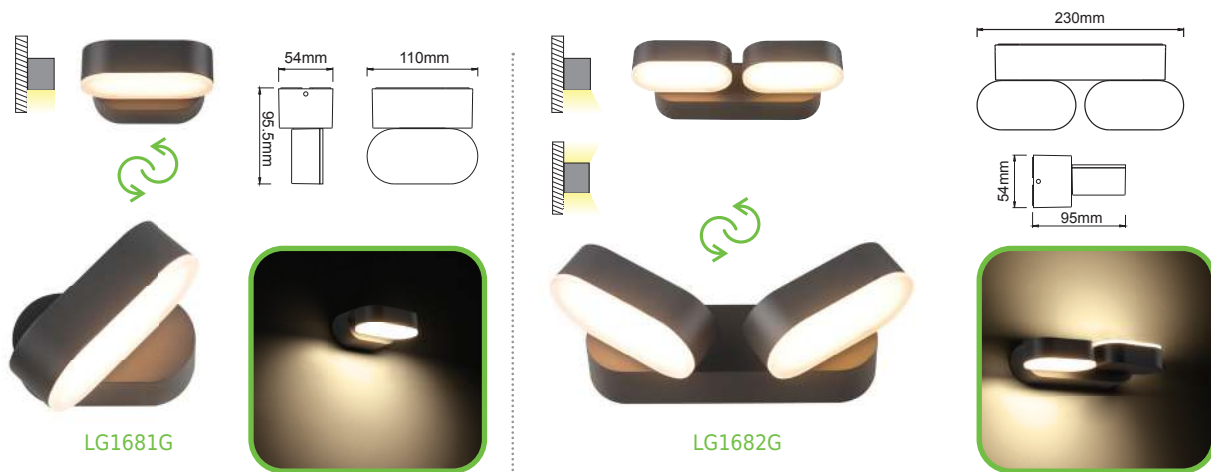
LG1874G	230V AC	10W	3000K	660lm	97°	Ra80	1/10	30000hrs



ΣΚΟΥΡΟ ΓΚΡΙ / DARK GREY
ΤΜΑΒÁ ŠEDÁ / ΤΉΜΗΟ ΣΙΒΟ

LG5381	230V AC	9W	3000K	480lm	110°	Ra80	1/20	30000hrs

VESC

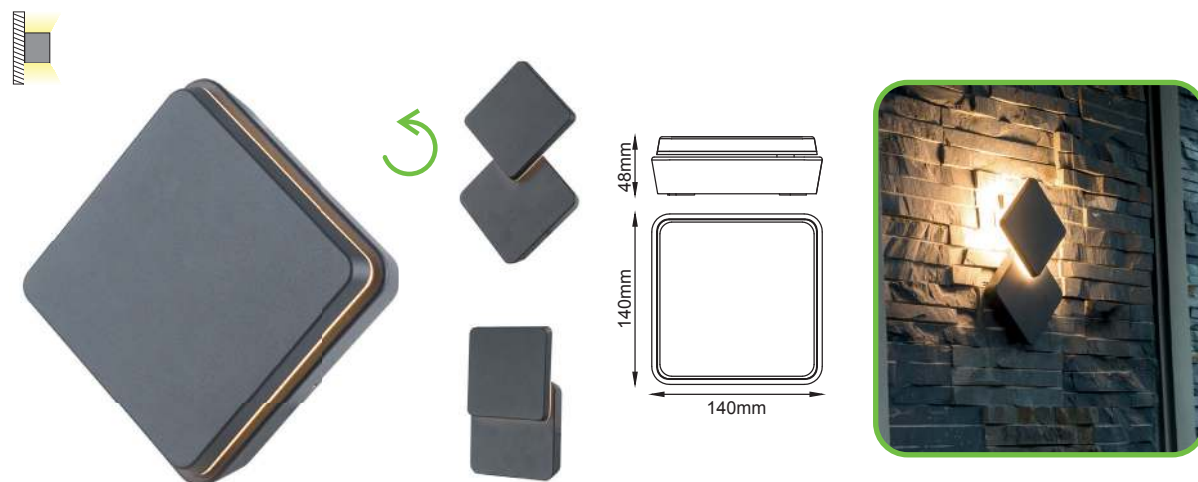


○ ALU ● PMMA ⚡ SMD LM80 DRIVER IN ⚡ IP54 2 **EVERLIGHT** A↑G E

ΣΚΟΥΡΟ ΓΚΡΙ / DARK GREY
 ТМАВĂ ШЕДĂ / ТЪМНО СИВО

	⚡	☔	☀️	💡	⚙️	📶	📦	🕒
LG1681G	230V AC	7W	3000K	320lm	100°	Ra80	1/20	30000hrs
LG1682G		13W		630lm				


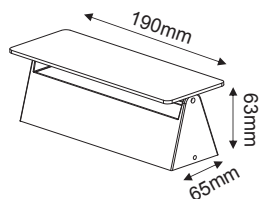
CORI



○ ALU ● PMMA ⚡ SMD LM80 DRIVER IN ⚡ IP54 2 **EVERLIGHT** A↑G E

ΣΚΟΥΡΟ ΓΚΡΙ / DARK GREY
 ТМАВĂ ШЕДĂ / ТЪМНО СИВО

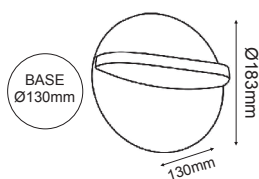
	⚡	☔	☀️	💡	⚙️	📶	📦	🕒
LG5031	230V AC	12W	3000K	650lm	110°	Ra80	1/12	30000hrs



ΣΚΟΥΡΟ ΓΚΡΙ / DARK GREY
 ΤΜΑΒÁ ŠEDÁ / ΤΉΜΗΟ ΣΙΒΟ

LG1201G	230V AC	7W	3000K	210lm	190°	Ra80	1/20	30000hrs

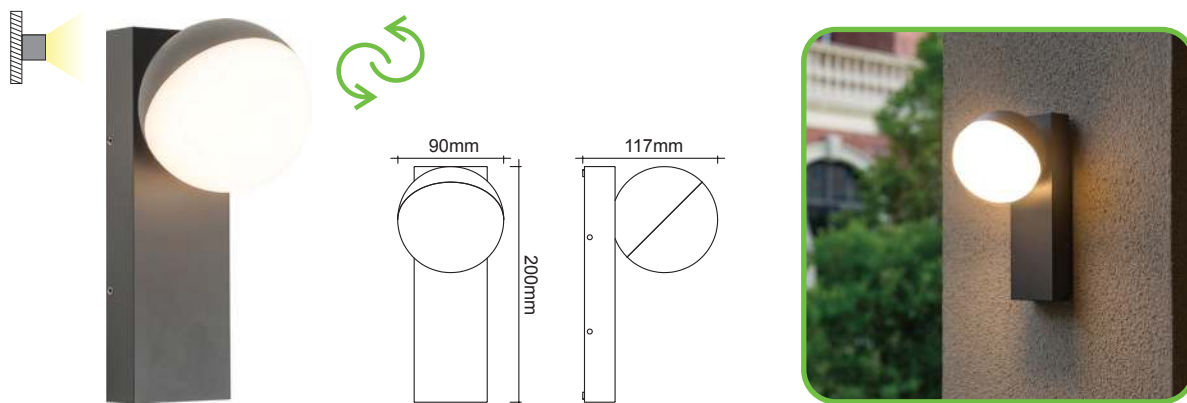
MISA



ΣΚΟΥΡΟ ΓΚΡΙ / DARK GREY
 ΤΜΑΒÁ ŠEDÁ / ΤΉΜΗΟ ΣΙΒΟ

LG1057G	230V AC	16W	3000K	790lm	120°	Ra80	1/8	30000hrs

DEGO




ALU PC SMD LM80 DRIVER IN IP54 2 **EVERLIGHT** A↑G E

ΣΚΟΥΡΟ ΓΚΡΙ / DARK GREY
 ΤΜΑΒÁ ŠEDÁ / ΤΉΜΗΟ ΣΙΒΟ

LG5891G	230V AC	10W	3000K	580lm	110°	Ra80	1/8	30000hrs

MENFI



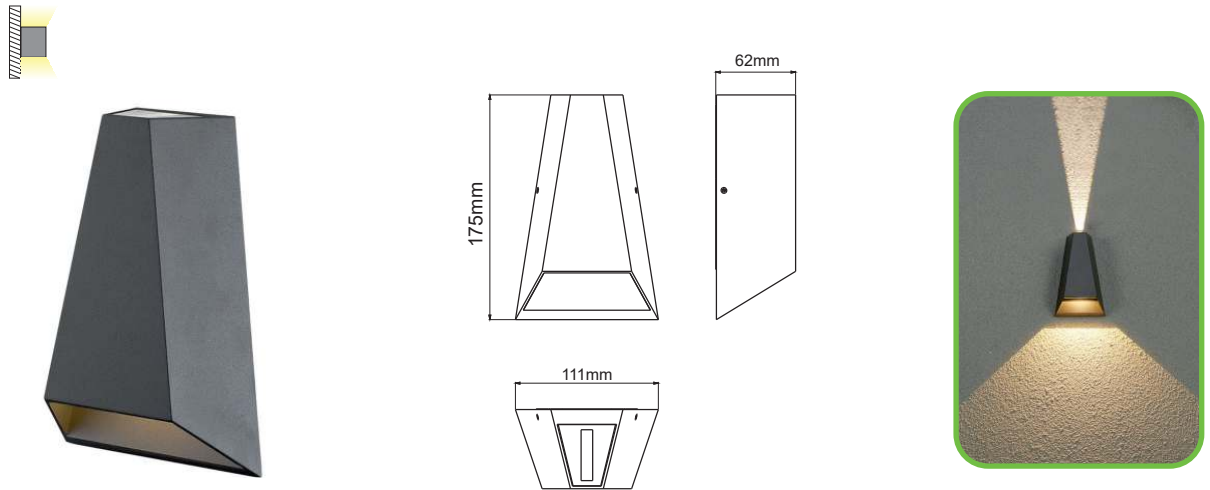
LG2621G

LG2622G

ALU PMMA HIGH POWER LM80 DRIVER IN IP54 2 **CREE** A↑G G

ΣΚΟΥΡΟ ΓΚΡΙ / DARK GREY
 ΤΜΑΒÁ ŠEDÁ / ΤΉΜΗΟ ΣΙΒΟ

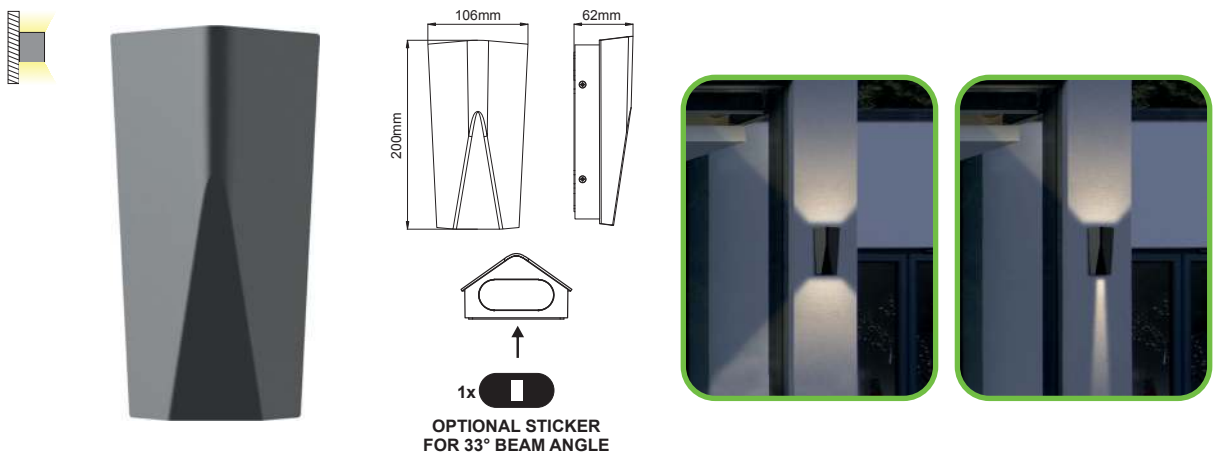
LG2621G	230V AC	5W	3000K	170lm	15°	Ra80	1/20	30000hrs
LG2622G								



ΣΚΟΥΡΟ ΓΚΡΙ / DARK GREY
 ΤΜΑΒΑ ΞΕΔΑ / ΤΜΗΟ ΣΙΒΟ

LG0187G	230V AC	6W	3000K	425lm	30° 120°	Ra80	1/12	30000hrs

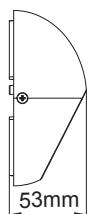
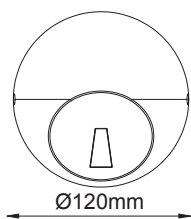
NOZA



ΣΚΟΥΡΟ ΓΚΡΙ / DARK GREY
 ΤΜΑΒΑ ΞΕΔΑ / ΤΜΗΟ ΣΙΒΟ

LG7210G	230V AC	11W	3000K	370lm	140° (33°)	Ra80	1/8	30000hrs

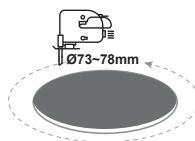
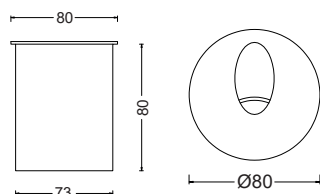
MIRON



ΣΚΟΥΡΟ ΓΚΡΙ / DARK GREY
ТМАВĂ ШЕДĂ / ТЪМНО СИВО

Icon: Lock	Icon: Lightning Bolt	Icon: Umbrella	Icon: Sun	Icon: Light Bulb	Icon: Mountain	Icon: Wave	Icon: Box	Icon: Clock
LG5104G	230V AC	4W	3000K	30lm	18°	Ra80	1/16	30000hrs

CICLOP



ΣΚΟΥΡΟ ΓΚΡΙ / DARK GREY
ТМАВĂ ШЕДĂ / ТЪМНО СИВО

Icon: Lock	Icon: Lightning Bolt	Icon: Umbrella	Icon: Sun	Icon: Light Bulb	Icon: Mountain	Icon: Wave	Icon: Box	Icon: Clock
LG721130G	230V AC	3W	3000K	55lm	15°	Ra80	1/20	30000hrs
LG721140G			4000K	58lm				

i Διαθέτει κατ'ελάχιστο τοποθέτηση / Installation box included /
Součásti balení je instalační krabice / Включена е инсталационна кутия



LG0514G



LG0514GPIR



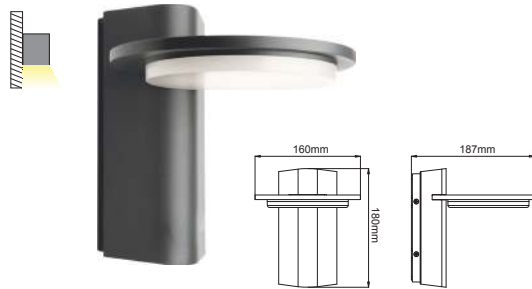
ΣΚΟΥΡΟ ΓΚΡΙ / DARK GREY
ΤΜΑΒÁ ŠEDÁ / ΤΉΜΗΟ ΣΙΒΟ

LG0514G	230V AC	7W	3000K	350lm	170°	Ra80	1/12	30000hrs



LG0514GPIR	230V AC	7W	3000K	350lm	170°	Ra80	1/12	30000hrs

VALLE



LG8205G



LG8205GPIR



ΣΚΟΥΡΟ ΓΚΡΙ / DARK GREY
ΤΜΑΒÁ ŠEDÁ / ΤΉΜΗΟ ΣΙΒΟ

LG8205G	230V AC	13W	3000K	780lm	145°	Ra80	1/8	30000hrs



LG8205GPIR	230V AC	7W	3000K	440lm	145°	Ra80	1/8	30000hrs

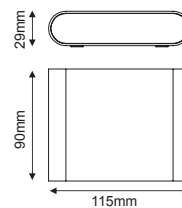
MAIDA-S



LG2631G
ΣΚΟΥΡΟ ΓΚΡΙ / DARK GREY
ТМАВĂ ŠEDĂ / ТЪМНО СИВО



LG2631W
ΛΕΥΚΟ ΜΑΤ / MATT WHITE
БІЛА МАТНĂ / БЯЛО МАТИРАНО



LG2631G	230V AC	7W	3000K	310lm	60°	Ra80	1/20	30000hrs
LG2631W								

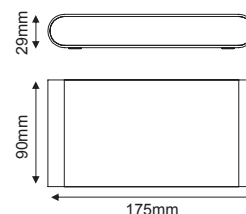
MAIDA-L



LG2632G
ΣΚΟΥΡΟ ΓΚΡΙ / DARK GREY
ТМАВĂ ŠEDĂ / ТЪМНО СИВО



LG2632W
ΛΕΥΚΟ ΜΑΤ / MATT WHITE
БІЛА МАТНĂ / БЯЛО МАТИРАНО



LG2632G	230V AC	11W	3000K	570lm	60°	Ra80	1/20	30000hrs
LG2632W								



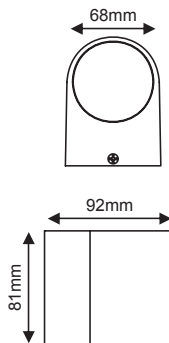
LG2201G

ΣΚΟΥΡΟ ΓΚΡΙ / DARK GREY
ТМАВĂ ŠEDĂ / ТЪМНО СИВО



LG2201W

ΛΕΥΚΟ ΜΑΤ / MATT WHITE
БІЛА МАТНĂ / БЯЛО МАТИРАНО


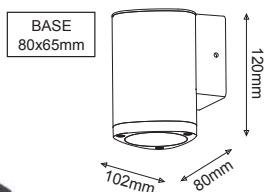


LG2201G	230V AC	4W	3000K	230lm	40°	Ra80	1/20	30000hrs
LG2201W								

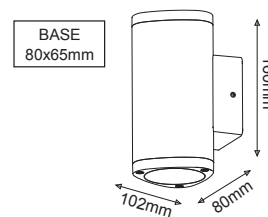
ALBI



LG2981G



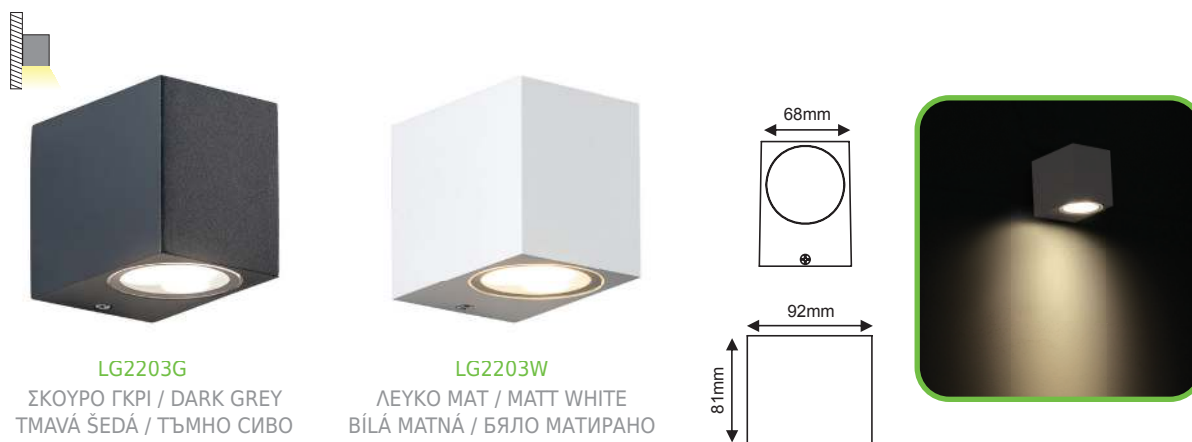
LG2982G



ΣΚΟΥΡΟ ΓΚΡΙ / DARK GREY
ТМАВĂ ŠEDĂ / ТЪМНО СИВО

LG2981G	230V AC	3W	3000K	150lm	50°	Ra80	1/12	30000hrs
LG2982G				300lm				

VITA-S



LG2203G

ΣΚΟΥΡΟ ΓΚΡΙ / DARK GREY
TMAVÁ ŠEDÁ / ТЪМНО СИВО

LG2203W

ΛΕΥΚΟ ΜΑΤ / MATT WHITE
BÍLÁ MATNÁ / БЯЛО МАТИРАНО



	⚡	☂	☀	☀	⏰	⚡	⏰	📦	🕒
LG2203G	230V AC	4W	3000K	230lm	40°	Ra80	1/20	30000hrs	
LG2203W									

VITA-L



LG2204G

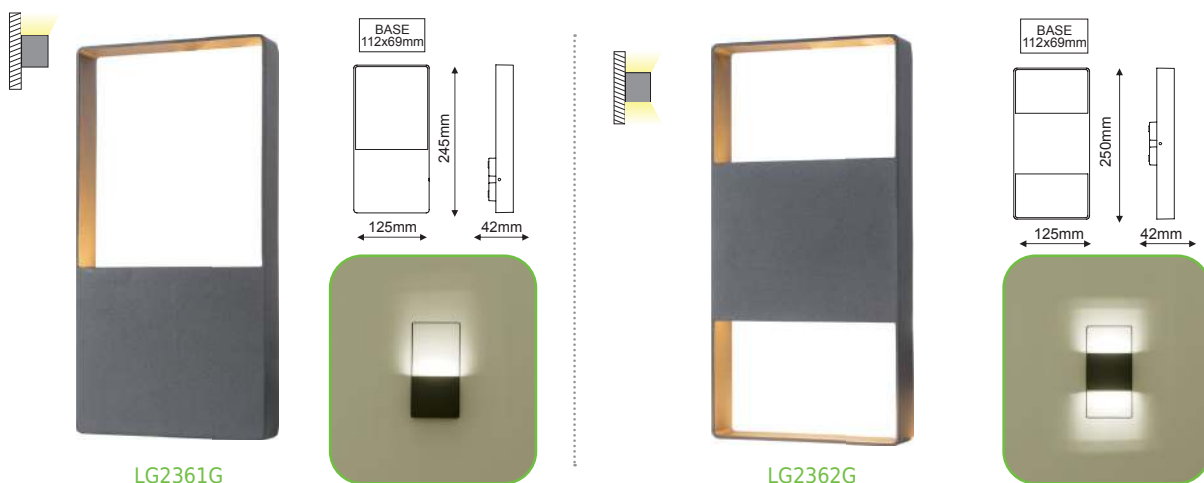
ΣΚΟΥΡΟ ΓΚΡΙ / DARK GREY
TMAVÁ ŠEDÁ / ТЪМНО СИВО

LG2204W

ΛΕΥΚΟ ΜΑΤ / MATT WHITE
BÍLÁ MATNÁ / БЯЛО МАТИРАНО



	⚡	☂	☀	☀	⏰	⚡	⏰	📦	🕒
LG2204G	230V AC	9W	3000K	430lm	40°	Ra80	1/20	30000hrs	
LG2204W									



LG2361G

LG2362G



ΣΚΟΥΡΟ ΓΚΡΙ / DARK GREY
 ΤΜΑΒÁ ŠEDÁ / ΤΜΗΟ СИВО

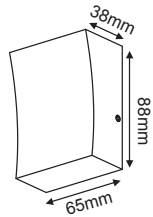
LG2361G	230V AC	4W	3000K	240lm	120°	Ra80	1/20	30000hrs
LG2362G		8W		320lm				




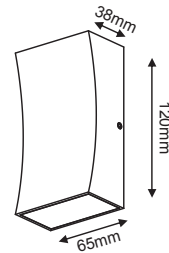
FER



LG1041G



LG1042G



- ALU
- GLS
- HIGH POWER LM80
- DRIVER IN
- IP65
- 2
- CREE
- AGG

ΣΚΟΥΡΟ ΓΚΡΙ / DARK GREY
 ΤΜΑΒΑ ΣΕΔΑ / ΤΥΜΗΟ ΣΙΒΟ

Icon	Icon	Icon	Icon	Icon	Icon	Icon	Icon	Icon
LG1041G	230V AC	3W	3000K	110lm	89°	Ra80	1/20	30000hrs
LG1042G		6W		180lm			1/10	

VITRINE



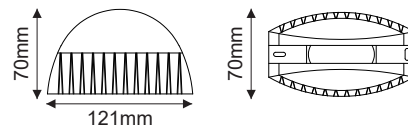
LG8509W

ΛΕΥΚΟ ΜΑΤ / MATT WHITE
 ΒÍΛÁ ΜΑΤΝÁ / БЯΛΟ ΜΑΤΙΡΑΗΟ



LG8509B

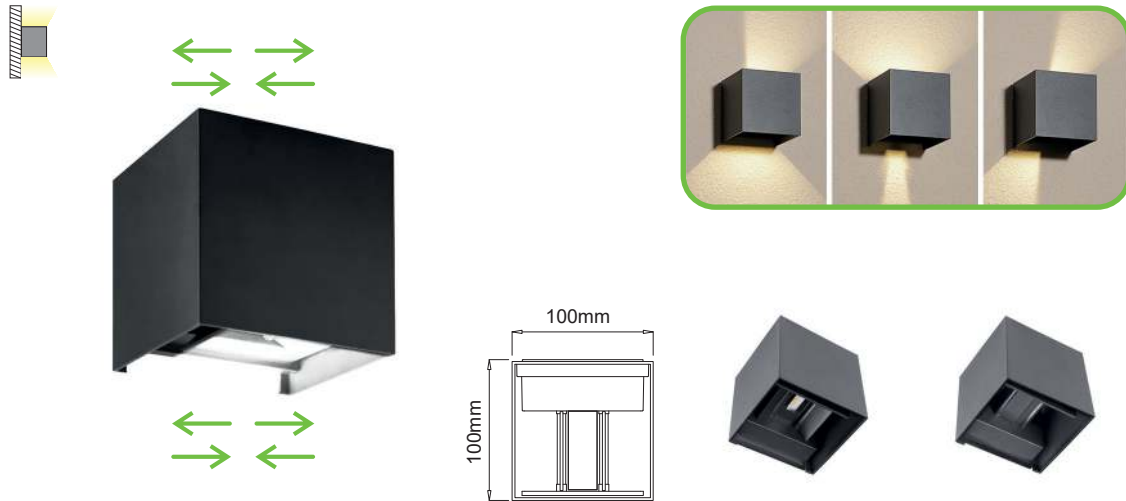
ΜΑΥΡΟ ΜΑΤ / MATT BLACK
 ΜΑΤΝÁ ΤΣΕΡΝÁ / ΜΑΤΟΒΟ ΤΣΕΡΗΗ



- ALU
- PMMA
- SMD LM80
- DRIVER IN
- IP65
- 3
- CREE
- AGD

Icon	Icon	Icon	Icon	Icon	Icon	Icon	Icon	Icon
LG8509W	230V AC	9W	3000K	1050lm	110° x 3°	Ra80	1/30	40000hrs
LG8509B								

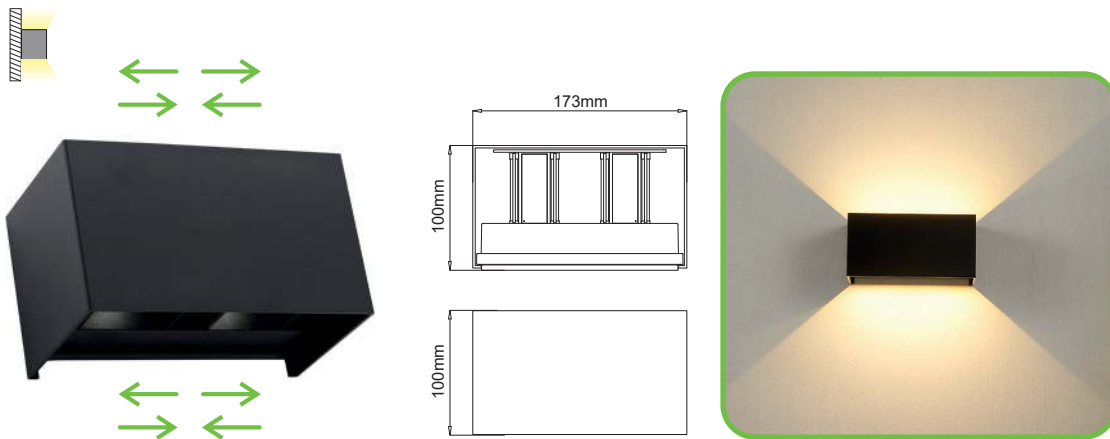
SANTUR-S



ΣΚΟΥΡΟ ΓΚΡΙ / DARK GREY
 ΤΜΑΒΑ ΞΕΔΑ / ΤΜΗΝΟ ΣΙΒΟ

LG0559G	230V AC	6W	3000K	435lm	0-120°	Ra80	1/12	30000hrs

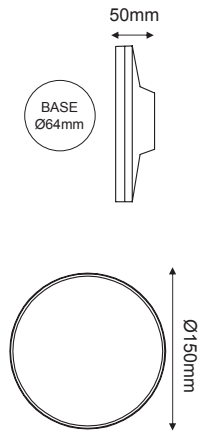
SANTUR-P



ΣΚΟΥΡΟ ΓΚΡΙ / DARK GREY
 ΤΜΑΒΑ ΞΕΔΑ / ΤΜΗΝΟ ΣΙΒΟ

LG0690G	230V AC	12W	3000K	860lm	0-120°	Ra80	1/12	30000hrs


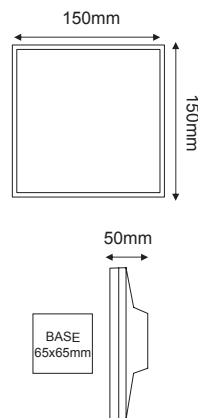

POLLA-R



ΣΚΟΥΡΟ ΓΚΡΙ / DARK GREY
 ΤΜΑΒΑ ΣΕΔΑ / ΤΥΜΗΟ ΣΙΒΟ

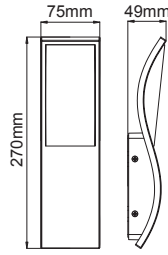
LG2801G	230V AC	8W	3000K	450lm	110°	Ra80	1/20	30000hrs

POLLA-S



ΣΚΟΥΡΟ ΓΚΡΙ / DARK GREY
 ΤΜΑΒΑ ΣΕΔΑ / ΤΥΜΗΟ ΣΙΒΟ

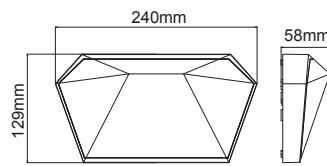
LG2802G	230V AC	8W	3000K	450lm	110°	Ra80	1/20	30000hrs



ΣΚΟΥΡΟ ΓΚΡΙ / DARK GREY
 ΤΜΑΒÁ ŠEDÁ / ΤΉΜΗΟ ΣΙΒΟ

LG9305G	230V AC	7W	3000K	520lm	120°	Ra80	1/12	30000hrs

LIZIO



ΣΚΟΥΡΟ ΓΚΡΙ / DARK GREY
 ΤΜΑΒÁ ŠEDÁ / ΤΉΜΗΟ ΣΙΒΟ

LG8203G	230V AC	10W	3000K	400lm	120°	Ra80	1/8	30000hrs

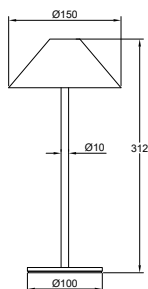
KONUS



LG5860G-300
 ΣΚΟΥΡΟ ΓΚΡΙ / DARK GREY
 TMAVÁ ŠEDÁ / ТЪМНО СИВО



LG5860W-300
 ΛΕΥΚΟ ΜΑΤ / MATT WHITE
 BÍLÁ MATNÁ / БЯЛО МАТИРАНО



2
 ΦΩΤΙΣΤΙΚΟ
 LUMINAIRE
 SVÍTIDLO
 ОСВЕТИТЕЛЬ

1
 ΜΠΑΤΑΡΙΑ
 BATTERY
 BATERIE
 БАТЕРИЯ

5-100%




3.7V / 4Ah Li-ion



- PS+MTL
- ACR
- SMD LM80
- DRIVER IN
- BATTERY IN
- IP54

LG5860G-300		3W	3000K	140lm	270°	Ra80	1/10	50% LIGHTING → 12h 100% LIGHTING → 6h
LG5860W-300								





2
ΦΩΤΙΣΤΙΚΟ
LUMINAIRE
SVĚTIDLO
ОСВЕТИТЕЛ

1
ΜΠΑΤΑΡΙΑ
BATTERY
BATERIE
БАТЕРИЯ

5-100%



2 x 3.7V / 2.2Ah Li-ion

LG2193G-400

ΣΚΟΥΡΟ ΓΚΡΙ / DARK GREY
ΤΜΑΒÁ ŠEDÁ / ΤΉΜΝΟ ΣΙΒΟ

LG2193W-400

ΛΕΥΚΟ ΜΑΤ / MATT WHITE
ΒÍLÁ ΜΑΤΝÁ / БЯЛО ΜΑΤΙΡΑΝΟ

ALU PC SMD LM80 DRIVER IN BATTERY IN IP54 **EPISTAR**

	⚡	☂	☀	🌞	⚶	📶	📦	🔋
LG2193G-400								
LG2193W-400	🔋	2W	3000K	150lm	38°	Ra80	1/10	50% LIGHTING → 14h 100% LIGHTING → 7h

POLA



2
ΦΩΤΙΣΤΙΚΟ
LUMINAIRE
SVĚTIDLO
ОСВЕТИТЕЛ

1
ΜΠΑΤΑΡΙΑ
BATTERY
BATERIE
БАТЕРИЯ

5-100%



3.7V / 4Ah Li-ion

REVERSE CHARGING
TYPE A USB

LG2050G-400

ΣΚΟΥΡΟ ΓΚΡΙ + ΛΕΥΚΟ
DARK GREY + WHITE
ΤΜΑΒÁ ŠEDÁ + ΒÍLÁ
ΤΉΜΝΟ ΣΙΒΟ + БЯЛО

LG2050W-400

ΑΜΜΩΔΕΣ ΛΕΥΚΟ / SAND WHITE
ΡÍΣΚΟΒÁ ΒÍLÁ / ΠЯСЬЧНО БЯЛО

ALU ACR SMD LM80 DRIVER IN BATTERY IN IP54 **EDISON**



	⚡	☂	☀	🌞	⚶	📶	📦	🔋
LG2050G-400								
LG2050W-400	🔋	2W	3000K	170lm	360°	Ra80	1/6	50% LIGHTING → 14h 100% LIGHTING → 7h

ALESSIA



LG5892W-400

ΑΜΜΩΔΕΣ ΛΕΥΚΟ / SAND WHITE
PÍSKOVÁ BÍLÁ / ПЯСЪЧНО БЯЛО



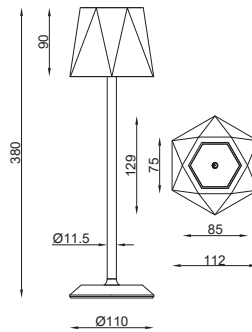
LG5892G-400

ΑΜΜΩΔΕΣ ΓΚΡΙ / SAND GREY
PÍSKOVÁ ŠEDÁ / ПЯСЪЧНО СИΒΟ



LG5892R-400

ΑΜΜΩΔΕΣ ΚΟΚΚΙΝΟ / SAND RED
PÍSKOVÁ ČERVENÁ / ПЯСЪЧНО ЧЕРΒΕΗ



2
ΦΩΤΙΣΤΙΚΟ
LUMINAIRE
SVÍTIDLO
ОСΒΕΤΙΤΕΛ

1
ΜΠΑΤΑΡΙΑ
BATTERY
BATERIE
БАΤΕΡΙΑ

5-100%

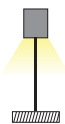
3.7V / 4Ah Li-ion



ALU+MTL ACR SMD LM80 DRIVER IN BATTERY IN IP54

	⚡	🌀	☀️	💡	📐	📶	📦	🔋
LG5892W-400	🔋	3W	3000K	140lm	120°	Ra80	1/6	50% LIGHTING → 14h 100% LIGHTING → 7h
LG5892G-400								
LG5892R-400								

TAVO



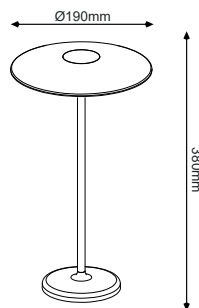
LG2441G-400

ΣΚΟΥΡΟ ΓΚΡΙ / DARK GREY
ΤΜΑΒÁ ŠEDÁ / ΤΉΜΗΟ ΣΙΒΟ



LG2441W-400

ΛΕΥΚΟ ΜΑΤ / MATT WHITE
BÍLÁ MATNÁ / БЯЛО МАΤΙΡΑΗΟ



2
ΦΩΤΙΣΤΙΚΟ
LUMINAIRE
SVÍTIDLO
ОСΒΕΤΙΤΕΛ

1
ΜΠΑΤΑΡΙΑ
BATTERY
BATERIE
БАΤΕΡΙΑ

5-100%

2 x 3.7V / 2.2Ah Li-ion

ALU PC SMD LM80 DRIVER IN BATTERY IN IP54

	⚡	🌀	☀️	💡	📐	📶	📦	🔋
LG2441W-400	🔋	2W	3000K	260lm	83°	Ra80	1/10	50% LIGHTING → 14h 100% LIGHTING → 7h
LG2441G-400								



Φ160
Φ40
151
166
Φ65
Φ30
Φ160

2 ΦΩΤΙΣΤΙΚΟ LUMINAIRE SVÍTIDLO ОСВЕТИТЕЛ
1 ΜΠΑΤΑΡΙΑ BATTERY BATERIE БАТЕРИЯ

3.7V / 4.4Ah Li-ion

ALU GLS SMD LM80 DRIVER IN BATTERY IN IP65 EVERLIGHT

MAYPO MAT / MATT BLACK
MAT ČERNÁ / MAT ЧЕРНО



LG8001		2W	CCT 2200K-3000K	190lm	335°	Ra80	1/6	50% LIGHTING → 14h 100% LIGHTING → 7h

ISOLA



Ø128
28
60
24
Ø7.6
300
360
Ø130

2 ΦΩΤΙΣΤΙΚΟ LUMINAIRE SVÍTIDLO ОСВЕТИТЕЛ
1 ΜΠΑΤΑΡΙΑ BATTERY BATERIE БАТЕРИЯ

5-100%
3.7V / 4Ah Li-ion

MTL ABS+SLC SMD LM80 DRIVER IN BATTERY IN IP54

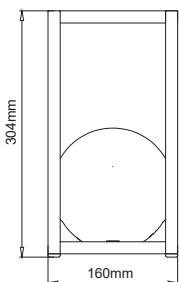
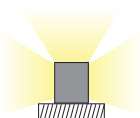
LG5819W-400
ΑΜΜΩΔΕΣ ΛΕΥΚΟ / SAND WHITE
PÍSKOVÁ BÍLÁ / ПЯСЪЧНО БЯЛО

LG5819G-400
ΑΜΜΩΔΕΣ ΓΚΡΙ / SAND GREY
PÍSKOVÁ ŠEDÁ / ПЯСЪЧНО СИВО



LG5819W-400		3W	3000K	240lm	120°	Ra80	1/8	50% LIGHTING → 14h 100% LIGHTING → 7h
LG5819G-400								

LUA



2

ΦΩΤΙΣΤΙΚΟ
LUMINAIRE
SVĚTIDLO
ОСВЕТИТЕЛ

1

ΜΠΑΤΑΡΙΑ
BATTERY
BATERIE
БАТЕРИЯ

10-100%



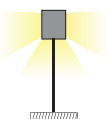
3.7V / 2Ah Li-ion

STL PC SMD LM80 DRIVER IN BATTERY IN IP54

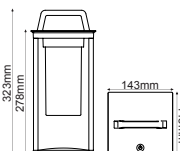
ΣΚΟΥΡΟ ΓΚΡΙ / DARK GREY
TMAVÁ ŠEDÁ / ТЪМНО СИБО

LG0665G		1W	3000K	160lm	160°	Ra80	1/4	50% LIGHTING → 14h 100% LIGHTING → 7h

QUAD



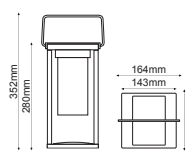
LG630G



10-100%



LG630GSOL



OFF→50%→100%

2

ΦΩΤΙΣΤΙΚΟ
LUMINAIRE
SVĚTIDLO
ОСВЕТИТЕЛ

1

ΜΠΑΤΑΡΙΑ
BATTERY
BATERIE
БАТЕРИЯ

2 x 3.7V / 2.2Ah Li-ion

ALU PC SMD LM80 DRIVER IN BATTERY IN IP54 EPISTAR

ΣΚΟΥΡΟ ΓΚΡΙ / DARK GREY
TMAVÁ ŠEDÁ / ТЪМНО СИБО

LG630G		3W	3000K	150lm	180°	Ra80	1/4	50% LIGHTING → 16h 100% LIGHTING → 8h
LG630GSOL	+							50% LIGHTING → 10h 100% LIGHTING → 8h



Icon	Icon	Icon	Icon	Icon	Icon	Icon	Icon	Icon
🔒	⚡	☔	☀️	💡	📐	📦	🕒	
LG2641	230V AC	7W	3000K	450lm	45°	Ra80	1/30	30000hrs
LG2642								

i Διαθέτει κατ'ελάχιστο τοποθέτηση / Installation box included /
Součástí balení je instalační krabice / Включена е инсталационна кутия

OSPOT MINI



Icon	Icon	Icon	Icon	Icon	Icon	Icon	Icon	Icon
🔒	⚡	☔	☀️	💡	📐	📦	🕒	
LG20130	230V AC	1W	3000K	55lm	30°	Ra80	1/100	30000hrs
LG20140			4000K	60lm				
LG20230			3000K	55lm				
LG20240			4000K	60lm				

i Διαθέτει κατ'ελάχιστο τοποθέτηση / Installation box included /
Součástí balení je instalační krabice / Включена е инсталационна кутия

DIP



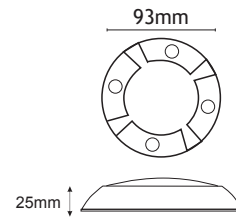
HI2451



HI2452



HI2453



ALU

HI2451	1 Δέσμη / 1 Beam / 1 Osvětlovací paprsek / 1 Светлинен лъч
HI2452	2 Δέσμεων / 2 Beams / 2 Osvětlovací paprsky / 2 Светлинни лъча
HI2453	4 Δέσμεων / 4 Beams / 4 Osvětlovací paprsky / 4 Светлинни лъча



PS
 DIP
 DRIVER OUT
 IP66
 2

HI2451LWW	12V DC	2.6W	3000K	50lm	120°	Ra70	1/50	25000hrs
HI2451LNW			4000K	55lm				
HI2451LW			6000K	59lm				
HI2451LB			ΜΠΑΕ / BLUE MODRÁ / СИH	-				

i 12V CV Driver δεν συμπεριλαμβάνεται / 12V CV Driver is not included
 12V CV Driver není zahrnutý / 12V CV Driver не са включени

1 12127040SM	28	24283514427PC	20	2835CORN	32	4WADW	191
12127065SM	28	24283514440	19	2835CROSS	32	4WIB	191
122835482725M	15	2428351444025M	19	2835MID	32	4WIGG	192
1228354827PC	15	24283514440PC	20	2835T	32	4WIW	191
1228354830	15	24283514465	19	2AWG22	33	4WKRB	191
1228354830PC	15	2428351446525M	19	2JIB	189	4WKRGG	192
1228354840	15	24283514465PC	20	2JIG	190	4WKRW	191
122835484025M	15	24283518827	21	2JIW	189	4WLB	191
1228354840PC	15	24283518827PC	21	2W1MB	189	4WLBL	191
1228354865	15	24283518840	21	2W1MG	190	4WLG	192
122835486525M	15	24283518840PC	21	2W1MW	189	4WLGL	192
1228354865PC	15	24283518865	21	2W2MB	189	4WLW	191
12283548B	15	24283518865PC	21	2W2MG	190	4WLWL	191
12283548BPC	15	2428354827	17	2W2MW	189	4WRE1MB	193
1228359627	16	242835482725M	17	2W3MB	189	4WRE1MW	193
122835962725M	16	2428354827PC	17	2W3MGG	190	4WRE2MB	193
1228359627PC	16	2428354830	17	2W3MW	189	4WRE2MW	193
1228359630	16	2428354830PC	17	2WADB	189	4WRE3MB	193
1228359630PC	16	2428354840	17	2WADG	190	4WRE3MW	193
1228359640	16	242835484025M	17	2WADW	189	4WRELB	193
122835964025M	16	2428354840PC	17	2WIB	189	4WRELW	193
1228359640PC	16	2428354865	17	2WIG	190	4WREST	193
1228359665	16	242835486525M	17	2WIW	189	4WREST	193
122835966525M	16	2428354865PC	17	2WKRB	189	4WRETRB	193
1228359665PC	16	24283548B	17	2WKRGG	190	4WRETRW	193
12283596B	16	24283548BPC	17	2WKRW	189	4WSTB	191
12283596BPC	16	24283548G	17	2WLB	189	4WSTGG	192
125050144RGB	17	24283548GPC	17	2WLG	190	4WSTW	191
125050144RGBPC	17	24283548R	17	2WLW	189	4WTB	191
12505072RGB	15	24283548RPC	17	2WTB	189	4WTEB	191
12505072RGB	15	2428359622	18	2WTEB	189	4WTEG	192
2 220VCON	33	2428359622PC	18	2WTEG	190	4WTEW	191
230258040SM	28	2428359627	18	2WTEW	189	4WTG	192
230258065SM	28	242835962725M	18	2WTG	190	4WTRB	191
24109030C	25	2428359627PC	18	2WTRB	189	4WTRBR	191
24109030CPC	25	2428359630	18	2WTRG	190	4WTRG	192
24109040C	25	2428359630PC	18	2WTRW	189	4WTRGR	192
24109040CPC	25	2428359640	18	2WTW	189	4WTRW	191
24128030	22	242835964025M	18	2WVB	189	4WTRWR	191
24128030C	25	2428359640PC	18	2WVG	190	4WTW	191
24128030CPC	26	2428359665	18	2WVW	189	4WVB	191
24128030PC	23	242835966525M	18	2WXB	189	4WVG	192
24128040	22	2428359665PC	18	2WXG	190	4WVW	191
24128040C	25	24283596B	18	2WXW	189	4WXB	191
24128040CPC	26	24283596BPC	18	3 3AWG22	33	4WXG	192
24128040PC	23	24283596G	18	3MKITNW	28	4WXW	191
24128065C	25	24283596GPC	18	3MKITRGB	28	5 502560CCTNK	16
24128065CPC	26	24283596R	18	3MTAPE	33	502560CCTPC	16
241448030	23	24283596RPC	18	4 4ATIB	191	505060220VNW	21
241448040	23	245050144RGB	20	4ATIG	192	505060220VW	21
241449030	23	245050144RGBPC	20	4ATIW	191	505060220VWW	21
241449040	23	24505017RGBW27	20	4AWG22	33	5050RGCABLE	31
24149030C	26	24505017RGBW27PC	20	4W1MB	191	5050RGCORN	31
24149040C	26	24505017RGBW40	20	4W1MG	192	5050RGBMID	31
24168030C	26	24505017RGBW40PC	20	4W1MW	191	5050RGBMIDCABLE	31
24168030PC	23	24505017RGBW65	20	4W2MB	191	5050RGBT	31
24168040C	26	24505017RGBW65PC	20	4W2MG	192	5050RGBWCABLE	31
24168040PC	23	24505072RGB	18	4W2MW	191	5050RGBWMID	31
24168065C	26	24505072RGBPC	18	4W3MB	191	5050RGBWMIDCABLE	31
241880CCT	24	24728030	22	4W3MG	192	5AWG22	33
24228030	24	24728040	22	4W3MW	191	5MKITRGB	28
24228040	24	2479030CSL	25	4WADB	191	8 89800092	250
24229030	24	2479040CSL	25	4WADG	192	89800270	250
24229040	24	24968030SL	22	4WADSB	191	89800558	250
24283514427	19	24968040SL	22	4WADSG	192	89899956	250
2428351442725M	19	28002316	250	4WADSW	191	A AGPLAD120	279

AGPGLAD144	279	ALIX5040	297	COSMO2040W	186	EP101	59
AGPGLAD2448	279	AMF	41	COSMO4030B	186	EP108	58
AGPGLAD72	279	AMF2	41	COSMO4030W	186	EP109	77
AGPGLAD96	279	AMF4	41	COSMO4040B	186	EP113	84
AIMY1030B2N	205	AQUET630	311	COSMO4040W	186	EP114N	93
AIMY1030B4N	205	AQUET660	311	COSMOPKB	186	EP115	63
AIMY1030W2N	205	AQUET6B	311	COSMOPKW	186	EP115	64
AIMY1030W4N	205	AQUET6RGB	311	CRYSTA	68	EP117	85
AIMY1040B2N	205	ARCA1230RW	229	D D111	39	EP119	66
AIMY1040B4N	205	ARCA1240RW	229	D122	42	EP123	47
AIMY1040W2N	205	ARCA1265RWN	229	D133	44	EP123	52
AIMY1040W4N	205	ARCA1830RNM	229	D144	44	EP123	53
AIMY1430B250	206	ARCA1830RW	229	DARIA2030B	315	EP124	83
AIMY1430B25090	207	ARCA1830SW	230	DARIA2030W	315	EP125	49
AIMY1430B450	206	ARCA1840RNM	229	DARIA2040B	315	EP127	75
AIMY1430B45090	207	ARCA1840RW	229	DARIA2040W	315	EP129N	46
AIMY1430W250	206	ARCA1840SW	230	DARIA2060B	315	EP132	69
AIMY1430W25090	207	ARCA1865RNM	229	DARIA2060W	315	EP135	48
AIMY1430W450	206	ARCA1865RW	229	DEBA301203030	235	EP136	55
AIMY1430W45090	207	ARCA1865SW	230	DEBA301203040	235	EP139N	62
AIMY1440B250	206	ARCA2430RW	229	DEBA301203065	235	EP146	70
AIMY1440B25090	207	ARCA2430SW	230	DEBA30602040	234	EP147	71
AIMY1440B450	206	ARCA2440RW	229	DEBA30602065	234	EP151	76
AIMY1440B45090	207	ARCA2440SNM	230	DEBA60603030	235	EP151B	76
AIMY1440W250	206	ARCA2440SW	230	DEBA60603040	235	EP160	57
AIMY1440W25090	207	ARCA2465RW	229	DEBA60603065	235	EP161	81
AIMY1440W450	206	ARCA2465SW	230	DIMMER220	40	EP162	74
AIMY1440W45090	207	ARCA630RW	229	DIVEA12040	298	EP163	79
AIMY1930B450	206	ARCA640RW	229	DIVEA12040B	298	EP168	60
AIMY1930B45090	207	ARED230RNM	215	DIVEA12040L	299	EP171	65
AIMY1930W450	206	ARED230RW	215	DIVEA12040U	299	EP172	78
AIMY1930W45090	207	ARED240RNM	215	DIVEA2040L	299	EP173	54
AIMY1940B450	206	ARED240RW	215	DIVEA2040U	299	EP178	73
AIMY1940B45090	207	ARED260RNM	215	DIVEA4040L	299	EP189	56
AIMY1940W450	206	ASTREK10050N	265	DIVEA4040U	299	EP191	61
AIMY1940W45090	207	ASTREK15050	265	DIVEA6040L	299	EP207	87
AIMY1965B450	206	ASTREK20050	265	DIVEA6040U	299	EP207NH	87
AIMY1965W450	206	AUGE160	248	DIVEA8040	298	EP210	86
AIMY2630B450	206	B BC48DA	187	DIVEA8040B	298	EP210NH	86
AIMY2630B45090	207	BCAS48B	187	DIVEA8040L	299	EP211	67
AIMY2630W450	206	BCAS48W	187	DIVEA8040U	299	EP217	92
AIMY2630W45090	207	BFOCUS830	280	DIVEAM2040	298	EP21N	82
AIMY2640B450	206	BFOCUS840	280	DIVEAM2040B	298	EP224	88
AIMY2640B45090	207	BFOCUS860	280	DIVEAM4040	298	EP230	90
AIMY2640W450	206	BHIGH10050	267	DIVEAM4040B	298	EP234	51
AIMY2640W45090	207	BHIGH20050	267	DIVEAM6040	298	EP235	50
AIMY2665B450	206	BISE12040	293	DIVEAM6040B	298	EP281	68
AIMY2665W450	206	BISE3040	293	DORA1030B	314	EP288	94
AIMY3030B2N	205	BISE6040	293	DORA1030W	314	EP288NH	94
AIMY3030B4	205	BISE9040	293	DORA1040B	314	EP28N	89
AIMY3030B4N	205	C CABLE10C	32	DORA1040W	314	EP2L	80
AIMY3030W2N	205	CABLE8C	32	DORA1060B	314	EP3235	102
AIMY3030W4N	205	CALLA	132	DORA1060W	314	EP49N	98
AIMY3040B2	205	CAMPO840	282	DORA2030B	314	EP50N	97
AIMY3040B2N	205	CITOR3030T	301	DORA2030W	314	EP51	95
AIMY3040B4N	205	CITOR3040T	301	DORA2040B	314	EP62N	96
AIMY3040W2N	205	CLOSLIT	29	DORA2040W	314	EP66	91
AIMY3040W4	205	CODY630B	184	DORA2060B	314	ERGE1080180	249
AIMY3040W4N	205	CODY630W	184	DORA2060W	314	ERGE108090	249
ALBA25CW	310	CODY640B	184	DRPLARC12	230	ERGE50160	249
ALBA25NW	310	CODY640W	184	DRPLARC18	230	ESTOR34540	305
ALBA25RGB	310	CORA	128	DRPLARC24	230	F FALKO7R	217
ALBA25WW	310	CORN10C	32	DRPLARC6	230	FALKO7S	217
ALIX10040	297	COSMO2030B	186	DRTRDIM24W	230	FALKORB	217
ALIX12040	297	COSMO2030W	186	E EDNA2030B	181	FALKORBR	217
ALIX3040	297	COSMO2040B	186	EDNA2040B	181	FALKOSBR	217

FALKOSNM	217	HAPES463M	243	KOOP2640B450	202	LG2201G	345
FIB01	28	HAPWALL	244	KOOP2640B45090	203	LG2201W	345
FIXPAR	33	HI2451	358	KOOP2640W450	202	LG2203G	346
FLEXI1530RW	223	HI2451LB	358	KOOP2640W45090	203	LG2203W	346
FLEXI1530SW	223	HI2451LNW	358	KOOP2665B450	202	LG2204G	346
FLEXI1540RW	223	HI2451LW	358	KOOP2665W450	202	LG2204W	346
FLEXI1540SW	223	HI2451LWW	358	KOOP3530B450	202	LG2332G	334
FLEXI1560RW	223	HI2452	358	KOOP3530B45090	203	LG2361G	347
FLEXI1560SW	223	HI2453	358	KOOP3530W450	202	LG2362G	347
FLEXI1930RW	223	HOLY	154	KOOP3530W45090	203	LG2371G-800	326
FLEXI1930SW	223	HUBE1230B	178	KOOP3540B450	202	LG2441G-400	354
FLEXI1940RW	223	HUBE1230W	178	KOOP3540B45090	203	LG2441W-400	354
FLEXI1940SW	223	HUBE1240B	178	KOOP3540W450	202	LG2621G	340
FLEXI1960RW	223	HUBE1240W	178	KOOP3540W45090	203	LG2622G	340
FLEXI1960SW	223	HUBE2030B	178	KOOP3565B450	202	LG2631G	344
FLEXI930RW	223	HUBE2030W	178	KOOP3565W450	202	LG2631W	344
FLEXI930SW	223	HUBE2040B	178	KOOPHCB	203	LG2632G	344
FLEXI940RW	223	HUBE2040W	178	KOOPSB	203	LG2632W	344
FLEXI940SW	223	HUBE730B	178	KOOPSW	203	LG2641	357
FLEXI960RW	223	HUBE730W	178	L L18CV12	36	LG2642	357
FLEXI960SW	223	HUBE740B	178	L18CV24	38	LG2801G	350
FLORENCE2040	303	HUBE740W	178	L24CV12	36	LG2802G	350
FLORENCE3040	303	HUBEM630B	179	L24CV24	38	LG2981G	345
FLORENCE4040	303	HUBEM630W	179	L36CV12	36	LG2982G	345
FLORENCE5040	303	HUBEM640B	179	L36CV24	38	LG3271G	326
FLORENCE6040	303	HUBEM640W	179	L48CV12	36	LG3271G-550	326
FORT6030AS	309	HUBEM830B	179	L48CV24	38	LG3702G-500	328
FORT6030SY	309	HUBEM830W	179	L60CV12	36	LG3703G-800	328
FORT6040AS	309	HUBEM840B	179	L60CV24	38	LG3704G	328
FORT6040SY	309	HUBEM840W	179	LANKY	146	LG3802G-500	327
FORT6060AS	309	HUBEP930B	180	LEDCLP	33	LG3803G-800	327
FORT6060SY	309	HUBEP930W	180	LEDENDS	33	LG3804G	327
FORTFCFE	309	HUBEP940B	180	LG0187G	341	LG3861G	333
FR3012065	233	HUBEP940W	180	LG0509G	329	LG3862G	333
FR3012065	235	I INIGO	150	LG0509GPIR	329	LG5031	338
FR3012065	239	IONA1230B	182	LG0510G-620	329	LG5104G	342
FR3012065	241	IONA1230W	182	LG0514G	343	LG5381	337
FR3015068	241	IONA1240B	182	LG0514GPIR	343	LG5819G-400	355
FR306065	233	IONA1240W	182	LG0559G	349	LG5819W-400	355
FR306065	235	IONAP1230B	183	LG0665G	356	LG5860G-300	352
FR306065	241	IONAP1230W	183	LG0690G	349	LG5860W-300	352
FR606065	233	IONAP1240B	183	LG0901G	335	LG5891G	340
FR606065	235	IONAP1240W	183	LG1041G	348	LG5892G-400	354
FR606065	239	K KERT630B	313	LG1042G	348	LG5892R-400	354
FR606065	241	KERT630G	313	LG1057G	339	LG5892W-400	354
G GLAD120050	278	KERT630W	312	LG1201G	339	LG630G	356
GLAD144050	278	KERT660B	313	LG1223G-650	325	LG630GSOL	356
GLAD2405040	278	KERT660G	313	LG1312G-495	325	LG7105G	334
GLAD2405060	278	KERT660W	312	LG1322G	333	LG7210G	341
GLAD4805020	278	KERTCOV	313	LG1329G	335	LG721130G	342
GLAD4805040	278	KIRON2240RW	231	LG1372G	336	LG721140G	342
GLAD4805060	278	KIRON2265RW	231	LG1671G	336	LG8001	355
GLAD7205020	278	KOOP1930B450	201	LG1681G	338	LG8203G	351
GLAD7205040	278	KOOP1930B45090	202	LG1682G	338	LG8205G	343
GLAD7205060	278	KOOP1930W450	201	LG1874G	337	LG8205GPIR	343
GLAD96050	278	KOOP1930W45090	202	LG20130	357	LG8509B	348
GRAMUS10050	263	KOOP1940B450	201	LG20140	357	LG8509W	348
H HAP1	244	KOOP1940B45090	202	LG20230	357	LG9202G	324
HAP2	244	KOOP1940W450	201	LG20240	357	LG9305G	351
HAP3	244	KOOP1940W45090	202	LG2050G-400	353	LINO1930B5	218
HAP4	244	KOOP1965B450	201	LG2050W-400	353	LINO1930B590	219
HAP5	244	KOOP1965W450	201	LG2101G	324	LINO1930G5	219
HAP6	244	KOOP2630B450	202	LG2122G	330	LINO1930G590	219
HAPCEIL	244	KOOP2630B45090	203	LG2122G-600	330	LINO1930W5	218
HAPES260	243	KOOP2630W450	202	LG2193G-400	353	LINO1930W590	219
HAPES263	243	KOOP2630W45090	203	LG2193W-400	353	LINO1940B5	218

LINO1940B590	219	LISOR1965G250	199	LUCCA902040B	175	MCSR	170
LINO1940G5	219	LISOR1965G450	199	LUCCA902040W	175	MCSR	171
LINO1940G590	219	LISOR1965W250	199	LUCCA90IN2030B	175	MCSR	170
LINO1940W5	218	LISOR1965W450	199	LUCCA90IN2030W	175	MCSR	171
LINO1940W590	219	LISOR2030B2	198	LUCCA90IN2040B	175	MDIF	173
LINO1965B5	218	LISOR2030B4	198	LUCCA90IN2040W	175	MDIF	173
LINO1965G5	219	LISOR2030G2	198	LUNAR12040	286	MERCATO	108
LINO1965W5	218	LISOR2030G4	198	LUNAR4040	286	MERC	108
LINO2630B5	218	LISOR2030W2	198	LUNAR8040	286	MERC	108
LINO2630B590	219	LISOR2030W4	198	M100CV48B	173	MERC	108
LINO2630G5	219	LISOR2040B2	198	M100CV48W	173	MERC	108
LINO2630G590	219	LISOR2040B4	198	M200CV48B	173	MERC	108
LINO2630W5	218	LISOR2040G2	198	M200CV48W	173	MERC	108
LINO2630W590	219	LISOR2040G4	198	MAD14DA	187	MERIL681050	269
LINO2640B5	218	LISOR2040W2	198	MAD28DA	187	MEYE1230B	176
LINO2640B590	219	LISOR2040W4	198	MAD42DA	187	MEYE1230W	176
LINO2640G5	219	LISOR2630B250	199	MADA1230	317	MEYE1240B	176
LINO2640G590	219	LISOR2630B25090	200	MADA1240	317	MEYE1240W	176
LINO2640W5	218	LISOR2630B450	199	MADA1260	317	MEYE2430B	176
LINO2640W590	219	LISOR2630B45090	200	MADJB	173	MEYE2430W	176
LINO2665B5	218	LISOR2630W250	199	MADJW	173	MEYE2440B	176
LINO2665G5	219	LISOR2630W25090	200	MARION1230B	185	MEYE2440W	176
LINO2665W5	218	LISOR2630W450	199	MARION1230W	185	MEYE630B	176
LINO3030	218	LISOR2630W45090	200	MARION1240B	185	MEYE630W	176
LINO3040	218	LISOR2640B250	199	MARION1240W	185	MEYE640B	176
LINO3430B5	218	LISOR2640B25090	200	MARK4040B4M	212	MEYE640W	176
LINO3430B590	219	LISOR2640B450	199	MARK4040W4M	212	MEYEM1230B	177
LINO3430G5	219	LISOR2640B45090	200	MARLO	162	MEYEM1230W	177
LINO3430G590	219	LISOR2640W250	199	MAZOR440	245	MEYEM1240B	177
LINO3430W5	218	LISOR2640W25090	200	MAZOR440T	245	MEYEM1240W	177
LINO3430W590	219	LISOR2640W450	199	MC108109	58	MF05MB	173
LINO3440B5	218	LISOR2640W45090	200	MC113	63	MF05MW	173
LINO3440B590	219	LISOR2665B250	199	MC114N	93	MF2MB	173
LINO3440G5	219	LISOR2665B450	199	MC117119	66	MF2MW	173
LINO3440G590	219	LISOR2665W250	199	MC124	83	MHKB	170
LINO3440W5	218	LISOR2665W450	199	MC127	75	MHKW	170
LINO3440W590	219	LISOR4030B2	198	MC146147	70	MIDCON10C	32
LINO3465B5	218	LISOR4030B4	198	MC151162	57	MIDCON2	33
LINO3465G5	219	LISOR4030W2	198	MC151162	76	MIDCON8C	32
LINO3465W5	218	LISOR4030W4	198	MC151162B	76	MILO	142
LISOR1930B250	199	LISOR4040B2	198	MC151162W	76	MINA1230	316
LISOR1930B25090	200	LISOR4040B4	198	MC160	57	MINA1240	316
LISOR1930B450	199	LISOR4040W2	198	MC161	81	MINA1260	316
LISOR1930B45090	200	LISOR4040W4	198	MC163	79	MINI2RGB	42
LISOR1930G250	199	LOND	109	MC189	56	MK019B-510	331
LISOR1930G25090	200	LPGLAD	279	MC189	73	MK019W-510	331
LISOR1930G450	199	LRS15048	173	MC191	61	MK063220B	332
LISOR1930G45090	200	LRS35048	173	MC207210	68	MK063220W	332
LISOR1930W250	199	LUCCA1030B	174	MC288	94	MK063400B	332
LISOR1930W25090	200	LUCCA1030W	174	MC2LA101	59	MK063400W	332
LISOR1930W450	199	LUCCA1040B	174	MC49N	98	MK6026B	331
LISOR1930W45090	200	LUCCA1040W	174	MC50N	97	MK6026W	331
LISOR1940B250	199	LUCCA2030B	174	MC62N	96	MK6027B	331
LISOR1940B25090	200	LUCCA2030W	174	MCCB	173	MK6027W	331
LISOR1940B450	199	LUCCA2040B	174	MCCW	173	MP12CV12	35
LISOR1940B45090	200	LUCCA2040W	174	MCMT	172	MP12CV24	37
LISOR1940G250	199	LUCCA3030B	174	MCP1803235	102	MP18CV12	35
LISOR1940G25090	200	LUCCA3030W	174	MCP590	50	MP18CV24	37
LISOR1940G450	199	LUCCA3040B	174	MCPT120	104	MP24CV12	35
LISOR1940G45090	200	LUCCA3040W	174	MCPT90	50	MP24CV24	37
LISOR1940W250	199	LUCCA4030B	174	MCPTCR	104	MP36CV12	35
LISOR1940W25090	200	LUCCA4030W	174	MCPTS180	50	MP36CV24	37
LISOR1940W450	199	LUCCA4040B	174	MCPTT	104	MP48CV12	35
LISOR1940W45090	200	LUCCA4040W	174	MCPTY	104	MP48CV24	37
LISOR1965B250	199	LUCCA902030B	175	MCROSSB	173	MR1MB	171
LISOR1965B450	199	LUCCA902030W	175	MCROSSW	173	MR1MW	171

MR2MB	171	MTCW	173	OTIS301204040N	233	P30T600	101
MR2MW	171	MTECB	172	OTIS301204065N	233	P30T900	101
MR3MB	171	MTECW	172	OTIS30603040N	232	P3235/U	102
MR3MW	171	MTTB	172	OTIS30603065N	232	P323506C/U	102
MR90B	171	MTTW	172	OTIS60604030N	233	P323506S/U	102
MR90INB	171	MYA260	247	OTIS60604040N	233	P323512C/U	102
MR90INW	171	MYAD	247	OTIS60604065N	233	P32351C/U	102
MR90W	171	MYAEX	247	OTIS60604840N	233	P32351S/U	102
MRCROSSB	171	MYAR	247	OTIS60604865N	233	P32352C/U	102
MRCROSSW	171	MYARL	247	OXO4830	237	P32352S/U	102
MRKIT	171	MYAS	247	OXO4840	237	P32353C/U	102
MRTB	171	MYAU	247	OXO4865	237	P3906C	100
MRTW	171	N NERI	138	OXOPENG	237	P3908C	100
MS01	45	NEVE	160	P P101/U	59	P3912C	100
MS1MB	170	NEXUS1004030	294	P108U	58	P3915C	100
MS1MW	170	NEXUS1004050	295	P109U	77	P391C	100
MS2MB	170	NEXUS1004070	295	P113U	84	P42AU	72
MS2MW	170	NEXUS1204030	294	P114NU	93	P48DA	187
MS3MB	170	NEXUS1204050	295	P115/U	63	P49N/U	98
MS3MW	170	NEXUS1204070	295	P116/U	64	P50N/U	97
MS90B	170	NEXUS1504030	294	P117U	85	P51/U	95
MS90INB	170	NEXUS1504050	295	P119U	66	P62NU	96
MS90INW	170	NEXUS1504070	295	P121U	47	P66U	91
MS90W	170	NEXUS404030	294	P122U	53	PAGODA186040AS	300
MSCB	173	NEXUS404050	295	P123/U	52	PAGODA186040SY	300
MSCROSSB	170	NEXUS404070	295	P124U	83	PAGODA186060SY	300
MSCROSSW	170	NEXUS604030	294	P125U	49	PAGODA196040AS	300
MSCW	173	NEXUS604050	295	P126	72	PAGODA196040SY	300
MSKITB	170	NEXUS604070	295	P127/U	75	PAGODA196060SY	300
MSKITW	170	NEXUS804030	294	P129N/U	46	PAPILLON2B	281
MSRECB	170	NEXUS804050	295	P132U	69	PAPILLON2W	281
MSRECB	171	NEXUS804070	295	P135AU	48	PAR56HO	310
MSRECW	170	NIC	130	P135U	48	PARO1930W5	221
MSRECW	171	NM100CV12	35	P136U	55	PARO1930W590	221
MSTB	170	NM100CV24	37	P139N/U	62	PARO1940W5	221
MSTW	170	NM120CV12	35	P146/U	70	PARO1940W590	221
MT10CABLE	30	NM120CV24	37	P147U	71	PARO1965W5	221
MT10CORN	30	NM12CV12	35	P151B/U	76	PARO2630W5	221
MT10MID	30	NM12CV24	37	P151U	76	PARO2630W590	221
MT10MIDCABLE	30	NM150CV12	35	P151W/U	76	PARO2640W5	221
MT10RGCABLE	30	NM150CV24	37	P160/U	57	PARO2640W590	221
MT10RGCORN	30	NM180CV12	35	P161U	81	PARO2665W5	221
MT10RGBMID	30	NM180CV24	37	P162/U	74	PARO3430W5	221
MT10RGBMIDCABLE	30	NM24CV12	35	P163U	79	PARO3430W590	221
MT10RGBT	30	NM24CV24	37	P168/U	60	PARO3440W5	221
MT10T	30	NM250CV12	35	P171U	65	PARO3440W590	221
MT1MB	172	NM250CV24	37	P172U	78	PARO3465W5	221
MT1MW	172	NM300CV12	35	P173U	54	PARO4040	220
MT2MB	172	NM300CV24	37	P178U	73	PARO4060	220
MT2MW	172	NM36CV12	35	P189U	56	PAS230GP	323
MT3MB	172	NM36CV24	37	P191/U	61	PAS230GS	323
MT3MW	172	NM60CV12	35	P207U	87	PAS230NMP	323
MT8CABLE	30	NM60CV24	37	P210U	86	PAS230NMS	323
MT8CORN	30	NM80CV12	35	P211/U	67	PAS230RP	323
MT8MID	30	NM80CV24	37	P217U	92	PAS230RS	323
MT8MIDCABLE	30	NOLA15040N	289	P21N/U	82	PAS230WP	322
MT8T	30	NOLA3040N	289	P224/U	88	PAS230WS	322
MT90B	172	NORD10040	291	P230/U	90	PAS260GP	323
MT90INB	172	NORD15040	291	P234/U	51	PAS260GS	323
MT90INW	172	NORD20040	291	P235U	50	PAS260NMP	323
MT90OUB	172	NORD2040	291	P281U	68	PAS260NMS	323
MT90OUW	172	NORD4040	291	P288/U	94	PAS260RP	323
MT90W	172	NORD6040	291	P28NU	89	PAS260RS	323
MTCB	173	O OLAN	152	P2LA/U	80	PAS260WP	322
MTCROSSB	172	ORIO	153	P30C900	99	PAS260WS	322
MTCROSSW	172	OROS	156	P30T1200	101	PC122L	59

PC122L	80	PLATO630SNM	226	Q30030	271	RAVI3965HO	259
PCBSLIM01N40	321	PLATO630SW	226	Q30040	271	RAVI4330NM	258
PCBSLIM02N40	321	PLATO640RW	225	Q30060	271	RAVI4340NM	258
PCBSLIM2240	321	PLATO640SNM	226	Q3030	271	RAVI4365NM	258
PCBSLIM31N40	321	PLATO640SW	226	Q3030S	273	RF-T1	39
PCBSLIM32N40	321	PLATO665RW	225	Q3030W	272	RF24-AUDIO	44
PCBSLIM4140	321	PLATO665SNM	226	Q3030WS	273	RGB4-RF20K	42
PCBSLIM4240	321	PLRGBREM	310	Q3040	271	RIPGLAD	279
PCBSLIM51N40	321	PLRGBREM	311	Q3040S	273	RMC122L	80
PCBSLIM52N40	321	Q Q10030	271	Q3040W	272	ROPAB	27
PENDKIT	233	Q10030W	272	Q3040WS	273	ROPABS	27
PET12030C4141	307	Q10040	271	Q3060	271	ROPAW	27
PET12030C5151	307	Q10040W	272	Q3060S	273	ROPAWS	27
PET12030C6446	307	Q10060	271	Q3060W	272	ROSET35040N	104
PET12030R4141	308	Q10060W	272	Q3060WS	273	ROSET55504	104
PET12030R5151	308	Q100RGBW	275	Q30B	275	ROSETB	104
PET12030R6446	308	Q1030	271	Q30G	275	ROSETG	104
PET12040C4141	307	Q1030DC	274	Q30RGBW	275	ROSETW	104
PET12040C5151	307	Q1030S	273	Q40030	271	ROVE60603640	238
PET12040C6446	307	Q1030W	272	Q40040	271	RTB2WB	189
PET12040R4141	308	Q1030WDC	274	Q40060	271	RTB2WW	189
PET12040R5151	308	Q1030WS	273	Q5030	271	S S2428351227	19
PET12040R6446	308	Q1040	271	Q5030S	273	S2428351230	19
PET12060C4141	307	Q1040DC	274	Q5030W	272	S2428351227PC	19
PET12060C5151	307	Q1040S	273	Q5030WS	273	S2428351230PC	19
PET12060C6446	307	Q1040W	272	Q5040	271	S2428351240	19
PET12060R4141	308	Q1040WDC	274	Q5040S	273	S2428351240PC	19
PET12060R5151	308	Q1040WS	273	Q5040W	272	S2428351265	19
PET12060R6446	308	Q1060	271	Q5040WS	273	S2428351265PC	19
PHILO13CW	255	Q1060DC	274	Q5060	271	SC115	64
PHILO13NW	255	Q1060S	273	Q5060S	273	SC171	65
PHILO13WW	255	Q1060W	272	Q5060W	272	SC191	61
PHILO17CW	255	Q1060WDC	274	Q5060WS	273	SC211	67
PHILO17NW	255	Q1060WS	273	Q50B	275	SC281	68
PHILO17WW	255	Q10B	275	Q50G	275	SIEN	134
PHILO5CW	255	Q10G	275	Q50RGBW	275	SLIM01N	319
PHILO5NW	255	Q10RGBW	275	Q7030	271	SLIM01NR	320
PHILO5WW	255	Q15030	271	Q7030W	272	SLIM01NW	318
PHILO8CW	255	Q15030W	272	Q7040	271	SLIM02N	319
PHILO8NW	255	Q15040	271	Q7040W	272	SLIM02NR	320
PHILO8WW	255	Q15040W	272	Q7060	271	SLIM02NW	318
PHILOCABLE	255	Q15060	271	Q7060W	272	SLIM22	319
PHILOMID	255	Q15060W	272	QRGBWRF	275	SLIM22PIR	321
PHILOMIDCABLE	255	Q20030	271	R RAVI1230EC	257	SLIM22R	320
PIR001	45	Q20030W	272	RAVI1240EC	257	SLIM22W	318
PLATO1230RW	225	Q20040	271	RAVI1265EC	257	SLIM31N	319
PLATO1240RW	225	Q20040W	272	RAVI1630HO	259	SLIM31NB	319
PLATO1240SNM	226	Q20060	271	RAVI1640HO	259	SLIM31NDG	320
PLATO1240SW	226	Q20060W	272	RAVI1665HO	259	SLIM31NR	320
PLATO1265RW	225	Q2030	271	RAVI1730NM	258	SLIM31NW	318
PLATO1830RNM	225	Q2030S	273	RAVI1740NM	258	SLIM32N	319
PLATO1830RW	225	Q2030W	272	RAVI1765NM	258	SLIM32NB	319
PLATO1830SW	226	Q2030WS	273	RAVI2430EC	257	SLIM32NDG	320
PLATO1840RNM	225	Q2040	271	RAVI2440EC	257	SLIM32NR	320
PLATO1840RW	225	Q2040S	273	RAVI2465EC	257	SLIM32NW	318
PLATO1840SNM	226	Q2040W	272	RAVI2930EC	257	SLIM41	319
PLATO1840SW	226	Q2040WS	273	RAVI2940EC	257	SLIM41R	320
PLATO1865RNM	225	Q2060	271	RAVI2965EC	257	SLIM41W	318
PLATO1865RW	225	Q2060DC	274	RAVI3230HO	259	SLIM42	319
PLATO1865SW	226	Q2060S	273	RAVI3240HO	259	SLIM42R	320
PLATO2430RW	225	Q2060W	272	RAVI3265HO	259	SLIM42W	318
PLATO2440RW	225	Q2060WDC	274	RAVI3430NM	258	SLIM51N	319
PLATO2440SW	226	Q2060WS	273	RAVI3440NM	258	SLIM51NB	319
PLATO2465RW	225	Q20B	275	RAVI3465NM	258	SLIM51NDG	320
PLATO2465SW	226	Q20G	275	RAVI3930HO	259	SLIM51NR	320
PLATO630RW	225	Q20RGBW	275	RAVI3940HO	259	SLIM51NW	318

SLIM52N	319	TETE4540	252	VENET1965B450	208	ZUNO1430B450	195
SLIM52NB	319	TETE4560/65	252	VENET1965W450	208	ZUNO1430B45090	195
SLIM52NDG	320	TETE6040	253	VENET2630B450	209	ZUNO1430G250	195
SLIM52NR	320	TETE6060/65	253	VENET2630B45090	209	ZUNO1430G25090	195
SLIM52NW	318	TETE7040	253	VENET2630W450	209	ZUNO1430G450	195
SLIPO2	29	TETE7060/65	253	VENET2630W45090	209	ZUNO1430G45090	195
SM100CV12	35	TEXA	110	VENET2640B450	209	ZUNO1430W250	195
SM100CV24	37	TIMS1830	262	VENET2640B45090	209	ZUNO1430W25090	195
SM150CV12	35	TIMS1840	262	VENET2640W450	209	ZUNO1430W450	195
SM150CV24	37	TIMS1860	262	VENET2640W45090	209	ZUNO1430W45090	195
SM200CV12	35	TIMS3630	262	VENET2665B450	209	ZUNO1440B250	195
SM200CV24	37	TIMS3640	262	VENET2665W450	209	ZUNO1440B25090	195
SM60CV12	35	TIMS3660	262	VERA530RNMN	213	ZUNO1440B450	195
SM60CV24	37	TIMS4530	262	VERA530RWN	213	ZUNO1440B45090	195
SMARTDIMF	40	TIMS4540	262	VERA530SNM	214	ZUNO1440G250	195
SMARTDIMR	40	TIMS4560	262	VERA530SNMN	214	ZUNO1440G25090	195
SMARTDIMT	40	TOUR2040	285	VERA530SW	214	ZUNO1440G450	195
SMARTRGBF	43	TPLE30NW	302	VERA530SWN	214	ZUNO1440G45090	195
SMARTRGBR	43	TPLE40NW	302	VERA540RNMN	213	ZUNO1440W250	195
SMARTRGBT	43	TR10512	310	VERA540RWN	213	ZUNO1440W25090	195
SOLINE1030B2	211	TR15012	310	VERA540SWN	214	ZUNO1440W450	195
SOLINE1030B4	211	TR20012	310	VERA560RWN	213	ZUNO1440W45090	195
SOLINE1030W2	210	TREGO301202540	241	VERA560SNM	214	ZUNO730B2	194
SOLINE1030W4	210	TREGO301504040	241	VERA830RW	213	ZUNO730B4	194
SOLINE1040B2	211	TREGO30601540	240	VERA840RW	213	ZUNO730G2	194
SOLINE1040B4	211	TREGO60602540	240	VERA860RW	213	ZUNO730G4	194
SOLINE1040W2	210	TRIPLON5830B450	196	VIV4030	304	ZUNO730W2	194
SOLINE1040W4	210	TRIPLON5830B45090	197	VIV4040	304	ZUNO730W4	194
SOLINE10GRING	211	TRIPLON5830W450	196	VIV6040	304	ZUNO740B2	194
SOLINE2730B2	211	TRIPLON5830W45090	197	VYLO	116	ZUNO740B4	194
SOLINE2730B4	211	TRIPLON5840B450	196	W W100CV12	36	ZUNO740G2	194
SOLINE2730W2	210	TRIPLON5840B45090	197	W100CV24	38	ZUNO740G4	194
SOLINE2730W4	210	TRIPLON5840W450	196	W150CV12	36	ZUNO740W2	194
SOLINE2740B2	211	TRIPLON5840W45090	197	W150CV24	38	ZUNO740W4	194
SOLINE2740B4	211	TRIPLON5865B450	196	W200CV12	36	ZUNO760B2	194
SOLINE2740W2	210	TRIPLON5865W450	196	W200CV24	38	ZUNO760B4	194
SOLINE2740W4	210	TRIPLON8030B450	197	W250CV12	36	ZUNO760G2	194
SOLINE27GRING	211	TRIPLON8030B45090	197	W250CV24	38	ZUNO760G4	194
SPRINGKITN	233	TRIPLON8030W450	197	W300CV12	36	ZUNO760W2	194
SPRINGKITN	235	TRIPLON8030W45090	197	W300CV24	38	ZUNO760W4	194
SPRINGKITN	239	TRIPLON8040B450	197	W360CV12	36		
SPRINGKITN	241	TRIPLON8040B45090	197	W360CV24	38		
SV10060	284	TRIPLON8040W450	197	W75CV12	36		
SV20060	284	TRIPLON8040W45090	197	W75CV24	38		
SV2560	284	TRIPLON8065B450	197	WILA	120		
SV30060	284	TRIPLON8065W450	197	WIMP2040	261		
SV6060	284	TVLIT	29	WIMP2065	261		
SW210	100	U UBREF90100	265	WIMP4040	261		
SW4M	104	UBREF90200	267	WIMP4065	261		
SWAL	102	V VELOR	124	WIMP6040	261		
SZ100-SYNC	39	VENET1430B450	208	WIMP6065	261		
SZ100-TOUCH	43	VENET1430B45090	209	WINT	112		
SZ600-RGBW	44	VENET1430W450	208	WL24CV12	36		
SZ600CCTRF14	41	VENET1430W45090	209	WL24CV24	38		
SZ600CCTTOUCH	41	VENET1440B450	208	WL36CV12	36		
SZ600RGB	42	VENET1440B45090	209	WL36CV24	38		
T T1	39	VENET1440W450	208	WL48CV12	36		
TETE1830	252	VENET1440W45090	209	WL48CV24	38		
TETE1840	252	VENET1930B450	208	WL60CV12	36		
TETE1860/65	252	VENET1930B45090	209	WL60CV24	38		
TETE3040	253	VENET1930W450	208	X XRA400B	191		
TETE3060/65	253	VENET1930W45090	209	XRA400G	192		
TETE3630	252	VENET1940B450	208	XRA400W	191		
TETE3640	252	VENET1940B45090	209	Y YORK	158		
TETE3660/65	252	VENET1940W450	208	Z ZUNO1430B250	195		
TETE4530	252	VENET1940W45090	209	ZUNO1430B25090	195		

ΟΡΟΙ ΠΩΛΗΣΕΩΝ (GREEK)

Τα εμπορεύματα παραδίδονται συσκευασμένα στην έδρα σας για τις πόλεις της Αθήνας και της Θεσσαλονίκης ενώ για την επαρχία στο πρακτορείο της επιλογής σας. Οι αποστολές παραγγελιών χαμηλότερης τιμολογιακής αξίας χωρίς Φ.Π.Α. των **50€** θα επιβαρύνουν τον αγοραστή με τα ανάλογα κόμιστρα.

Η μεταφορά των προϊόντων επιβαρύνει τον αγοραστή και ο κίνδυνος που προκύπτει από αυτή είναι αποκλειστικά ευθύνη του. Οι συσκευασίες των προϊόντων είναι δεδομένες και όσον αφορά τα προϊόντα χαμηλής αξίας, προτείνουμε την αγορά συσκευασίας.

Επιστροφές προϊόντων θα γίνονται δεκτές **μόνο κατόπιν συνεννόησης με την εταιρεία** και ακολουθώντας τους ειδικούς όρους επιστροφών. Τα επιστρεφόμενα θα πρέπει να είναι άρτια, ακρησιμοποιήτα και στις συσκευασίες τους για να γίνουν δεκτά.

Επιστροφές προϊόντων που οφείλονται σε λάθος παραγγελία του αγοραστή, θα τιμολογούνται (πιστωτικό) στο **85%** της αξίας τους.

Οποιοδήποτε υλικό δεν λειτουργεί λόγω αστοχίας του εργοστασίου, η εταιρεία μας είναι υπεύθυνη για την επισκευή/επιδιόρθωσή του.

Για προϊόντα που έχουν χρησιμοποιηθεί και παρουσιάσουν βλάβες, σπασμένα εξαρτήματα, φθορές κλπ, η εταιρεία μας παρέχει χρεώσιμο service υπό την προϋπόθεση ότι είναι διαθέσιμα τα απαραίτητα ανταλλακτικά.

Το χρώμα και η διάσταση των φωτιστικών ενδέχεται να έχουν μια μικρή απόκλιση από παρτίδα σε παρτίδα.

Η εταιρεία έχει το δικαίωμα να καταργήσει κωδικούς προϊόντων χωρίς προειδοποίηση.

Οι τιμές των προϊόντων μπορούν να αλλάξουν χωρίς προειδοποίηση.

Η εταιρεία δεν ευθύνεται για τυχόν τυπογραφικά λάθη.

ΠΡΟΣΟΧΗ η εταιρεία δεν ευθύνεται για ενδεχόμενες φθορές στη βαφή προϊόντων που έχουν εγκατασταθεί σε παραθαλάσσιες περιοχές.

Η εταιρεία μας παραμένει κλειστή:

- Στις 25 Μαρτίου & 28 Οκτωβρίου
- Από τη Μ.Παρασκευή έως και τη δεύτερη ημέρα του Πάσχα
- Την εβδομάδα του Δεκαπενταύγουστου
- Την τελευταία εβδομάδα του χρόνου και την πρώτη του επομένου

ΟΡΟΙ ΕΠΙΣΤΡΟΦΩΝ:

(Παρακαλούμε ακολουθείτε τους όρους για την καλύτερη εξυπηρέτησή σας)

Απαραίτητη η συμπλήρωση όλων των πεδίων της **φόρμας επιστροφών** της εταιρείας μας, αποστολή μέσω φαξ ή mail και επιστροφή των προϊόντων **ΜΟΝΟ** κατόπιν επιβεβαίωσης της εταιρείας μας.

Επιστροφές γίνονται δεκτές μόνο εντός μηνός από την ημερομηνία του τιμολογίου και μόνο αν συνοδεύονται από δελτίο αποστολής και επιβεβαίωση της εταιρείας μας. Επίσης, τα υγιή προϊόντα θα πρέπει να είναι στη συσκευασία τους όπως αυτά στάλθηκαν σε εσάς.

Σε περίπτωση επιστροφής προϊόντος άλλης εταιρείας, ελαττωματικού προϊόντος στο οποίο δεν θα διαπιστωθεί βλάβη / δυσλειτουργία ή αυτή οφείλεται σε κακή χρήση / λάθος σύνδεση του εγκαταστάτη, θα υπάρχει χρέωση **5€** ανά κωδικό. Επίσης, στο Δελτίο Αποστολής θα πρέπει να αναγράφεται ευκρινώς η φράση **“ΠΡΟΣ ΕΛΕΓΧΟ”** ή **“ΠΡΟΣ ΕΠΙΣΚΕΥΗ”**.

Επιστροφές, οι οποίες μεταφέρονται σε συσκευασία, που δεν διασφαλίζει τη σωστή μεταφορά τους, δε γίνονται δεκτές.

Παρακαλούμε να γίνεται ενδελεχής έλεγχος κατά τη παραλαβή των παραγγελιών και να ενημερώνεται η εταιρεία την ίδια ημέρα για τυχόν φθορές.

TERMS OF SALES (ENGLISH)

The transport of products charged to the purchaser and the risk that arises from this is solely his responsibility. The packaging of products is standard and as for the low-value products , we recommend packaging market .

Returns will be accepted **only by prior arrangement with the company** and following special conditions returns. Returned products must be intact, unused and in their packaging to be accepted.

Product returns due to buyer wrong order, they are billed (credit) at **85%** of their value.

Any material not functioning due to the failure of the factory , our company is responsible for the repair.

For products used and processing defects , broken parts , damage etc. , our company provides billable service provided that the necessary parts are available.

The color and dimension of the luminaires may have a small declination from batch to batch.

The company has the right to remove product codes without notice.

The prices of the products can change without notice.

The company is not responsible for typographical faults.

ATTENTION the company is not liable for any damage to the paint products installed in coastal areas.

Our company remains closed :

- On March 25 and October 28
- From Good Friday until the second day of Easter
- The week of the Assumption
- In the last week of the year and the first of the following

RETURN TERMS:

(Please follow the requirements for your convenience)

Necessary to complete all fields of our company's **refund form** , send it via fax or mail and return the products **only** after confirmation of our company.

Returns are only accepted within one month of the date / time of the invoice and only if accompanied by a consignment note and confirmation of our company. Also, undamaged products must be in their packaging as they were sent to you.

The return of another's company product , defective product which will determine damage / malfunction or is attributable to misuse / wrong connection of the installer , there will be charge **5€** per code. Also, the Delivery Note shall be clearly marked **“ FOR INSPECTION “** or **“ TO REPAIR “**.

Returns , which are transported in a package that does not ensure the proper transposition , are not accepted .

Please do a thorough check in the receipt of orders and inform the company on the same day for any possible damage.

PODMÍNKY PRODEJE (CZECH)

Náklady na přepravu zboží hradí kupující a riziko spojené s přepravou nese výhradně kupující. Obaly zboží jsou dané, a pokud se jedná o zboží s nízkou hodnotou, pak doporučujeme zakoupení obalu.

Reklamací zboží lze vyhovět pouze **po dohodě se společností** a v souladu se zvláštními podmínkami pro navrácení zboží.

Při reklamaci zboží z důvodu chybně učiněné objednávky ze strany kupujícího bude počítáno **85%** z hodnoty tohoto zboží.

Naše společnost zajistí opravu/úpravu každého nefunkčního výrobku, za jehož nefunkčnost je zodpovědný výrobce.

Pokud jde o zboží, které bylo použito a u kterého se vyskytla vada, zlomené díly, opotřebení apod., naše společnost poskytuje placený servis za předpokladu, že jsou k dispozici příslušné náhradní díly.

Barva různých materiálů (sklo, textil, plast apod.) se může při zapnutém svítidle lišit, což přináší případné odchylky v odstínu a barvě.

Společnost je bez předchozího upozornění oprávněna zrušit některé výrobky.

Ceny výrobků mohou být bez předchozího upozornění změněny.

Společnost neodpovídá za případné tiskové chyby.

UPOZORNĚNÍ Společnost není odpovědná za případné poškození barvy výrobků instalovaných na pobřeží.

Naše společnost má zavřeno:

- 25. Března a 28. Října
- Od Velkého pátku do druhého dne Velikonoc
- Týden kolem 15. Srpna
- Poslední týden v roce a první týden následujícího roku

REKLAMAČNÍ ŘÁD:

(Pro lepší vyřízení reklamací, dodržujte prosím následující podmínky)

Vyplňte všechna pole **reklamačního formuláře** naší společnosti, zašlete jej faxem nebo e-mailem a výrobek vraťte **POUZE** po vyjádření souhlasu naší společnosti.

Výrobek lze vrátit pouze ve lhůtě jednoho měsíce od data vystavení faktury a musí být k němu přiložen dodací list a souhlas naší společnosti. Výrobek musí být v balení, ve kterém Vám byl zaslán.

V případě vrácení výrobku jiné společnosti, vadného výrobku, u kterého nebyla zjištěna závada / nefunkčnost, nebo se tato vyskytla v důsledku nesprávného užívání / napojení od uživatele, bude účtován poplatek **5 EUR** za každý výrobek. Dále musí být v dodacím listu zřetelně napsáno **“KE KONTROLE“** nebo **“K OPRAVĚ“**.

Nebude přijato zboží, které bude navráceno v obalech, jež nemohou zajistit jeho vhodnou přepravu.

Barva skla (v katalogu uvedeno: glass) může vykazovat rozdíly v odstínech a nepatrné bublinky z důvodu ručního barvení. V těchto případech nelze reklamací vyhovět.

Při převzetí objednávky zkontrolujte důkladně zboží a v případě, že zjistíte jeho poškození, informujte tentýž den společnost.

УСЛОВИЯ ЗА ПРОДАВАНЕ (BULGARIAN)

Транспортирането на стоки за сметка на купувача и рискът, който възниква от това е само негова отговорност. Пакирането на продуктите е стандартно, а за продукти с ниска стойност, ние препоръчваме на пазарни опаковки.

Връщането на продукти се приемат **само с предварителна уговорка с фирмата** и при спазване на специални условия за връщане.

Върнатите продукти трябва да са непокътнати, неизползвани и в оригиналната опаковка, за да бъдат приети.

Връщане на продукта поради грешка на купувача се таксува (кредитира) с **85%** от стойността им.

За всеки материал, който не функционира поради грешка на завода, нашата фирма е отговорна за ремонт.

За продукти, които са използвани и са показали дефекти, имат счупени части, щети и т.н., нашата фирма осигурява безплатен сервис, при условие че необходимите части са налични.

Цветът на различни материали (стъкло, тъкани, пластмаса и т.н.) може да варира в тон и нюанс, когато има изкуствено осветление.

Фирмата има правото да премахва продуктови кодове без предизвестие.

Цените на продуктите могат да се променят без предупреждение.

Фирмата не носи отговорност за печатни грешки.

ВНИМАНИЕ, фирмата не носи отговорност за щети на боядисаните продукти, намиращи се в крайбрежните райони.

Нашата компания е затворена:

- На 25 Март и 28 Октомври
- От Разпети Петък до втория ден на Великден
- Седмица на Успение Богородично
- През последната седмица на годината и първата на следващата година.

УСЛОВИЯ ЗА ВРЪЩАНЕ:

(Моля, спазвайте изискванията за ваше улеснение)

Необходимо да попълните всички полета на нашия **формуляр за възстановяване**, да го изпратите по факс или по пощата и да се върне продуктите **само след потвърждение** от нашата компания.

Връщането на продуктите се приемат **само в рамките на един месец от датата / часа на фактурата** и само ако са придружени от товарителница и потвърждение на нашата компания. Също така, неповредени продукти трябва да са в опаковката им, така като те са били изпратени до вас.

Връщането на продукти от друга компания, дефектен продукт, който ще нанесе повреда (неизправност или неправилна употреба), неправилно свързване на инсталатора, ще се начислява **5 €** на код. Също така, на документа за доставка трябва ясно да е отбелязано **“ЗА ПРОВЕРКА“** или **“ЗА РЕМОНТ“**.

Върнати продукти, които са транспортирани в опаковка, която не гарантира правилното им транспорт, не се приемат.

Цветът на изделия от стъкло (категория в каталога: стъкло) могат да проявяват промени в нюанси и малки мехурчета поради боядисване на ръка. Връщането им не се приема поради посочените по-горе причини.

Моля, направете цялостна проверка в получаването на поръчките и да информирате компанията в същия ден за всякакви възможни щети.

aca[®] Group

LIGHTING APOSTOLIDIS

Greece

• Head Offices:

Industrial Area of Serres
P.C. 62100 | T.: +30 23210 77020-21 | F.: +30 23210 77022
info@acalight.gr

• Showroom:

1st klm of Serres - Drama
P.C. 62100 | T.: +30 23210 97790-8 | F.: +30 23210 97799
contact@acalight.gr

• Showroom 2:

26 Georgiou Papandreou | Serres
P.C. 62100 | T.: +30 23210 68500 | F.: +30 23210 68501
ilek@acalight.gr

• Athens Warehouses:

15 Palamidiou | Piraeus
P.C. 18545 | T.: +30 210 4203846 / 4251901 | F.: +30 210 4914696
sales10@acalight.gr

Bulgaria

• ACA Lighting BG LTD:

Christo Smirnenski 22A | Novo Delchevo village | Sandanski
P.C. 2814 | T.: +359 8954 12212
info@acalighting.bg

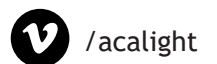

BULGARIA
ACA LIGHTING BG LTD



CHINA
DIOLAMP Co. LTD



GREECE
ACA LIGHTING
APOSTOLIDIS TRADING S.A.





Greece

•Head Offices:

Industrial Area of Serres

P.C. 62100 | T.: +30 23210 77020-21 | F.: +30 23210 77022

info@acalight.gr

•Showroom No 1:

1st klm of Serres - Drama

P.C. 62100 | T.: +30 23210 97790-8 | F.: +30 23210 97799

contact@acalight.gr

•Showroom No 2:

26 Georgiou Papandreou | Serres

P.C. 62100 | T.: +30 23210 68500 | F.: +30 23210 68501

ilek@acalight.gr

•Athens Warehouse No 1:

15 Palamidou | Piræus

P.C. 18545 | T.: +30 210 4203846 / 4251901 | F.: +30 210 4914696

sales10@acalight.gr

•Athens Warehouse No 2:

1 Lohagou Stathia | Agios Ioannis | Rentis

P.C. 18233 | T.: +30 210 4251901

sales10@acalight gr

Bulgaria

•ACA Lighting BG LTD:

Christo Smirnenski 22A | Novo Delchevo village | Sandanski

P.C. 2814 | T.: +359 8954 12212

info@acalighting.bg

